
Residents of Lafayette County

**Motor Vehicle Crash Occupants, Hospitalizations, Emergency Room Visits and Fatalities
2003-2007**

	Auto	Truck	Motorcycle	Bicycle	Pedestrian	Total
Crash Occupants	3,042	1,080	39		15	4,182
Hospitalized Cases	47	9	8	0		66
Hospital Charges	\$1,512,366	\$298,967	\$654,138	\$0	\$18,612	\$2,484,083
Emergency Room Visits	341	67	20			355
Emergency Room Charges	\$398,328	\$83,357	\$31,664	\$5,004	\$4,408	\$384,440
Deaths	17	4	5	0	0	26

Indicates a value < 6

**Residents of Lafayette County
Hospitalization Charges by Vehicle Type
2003-2007**

	Auto	Truck	Motorcycle	Bicycle	Pedestrian
Hospital Charges	\$1,512,366	\$298,967	\$654,138	\$0	\$18,612
Total Crash Occupants	3,042	1,080	39	6	15
Hospital Charge/Occupant	\$497.16	\$276.82	\$16,772.77	\$0.00	\$1,240.80

**Hospitalization Rates by Vehicle Type
2003-2007**

	Auto	Truck	Motorcycle	Bicycle	Pedestrian
Hospital Cases	47	9	8	0	
Total Crash Occupants	3,042	1,080	39	6	15
Hospitalization Rate/Crash Occupant	1.5%	0.8%	20.5%	0.0%	13.3%

**Emergency Room Charges by Vehicle Type
2003-2007**

	Auto	Truck	Motorcycle	Bicycle	Pedestrian
ER Charges	\$398,328	\$83,357	\$31,664	\$5,004	\$4,408
Crash Occupants	3,042	1,080	39	6	15
Emergency Room Charges/Crash Occupant	\$131	\$77	\$812	\$834	\$294

**Emergency Room Visits by Vehicle Type
2003-2007**

	Auto	Truck	Motorcycle	Bicycle	Pedestrian
Emergency Room Visits	341	67	20	5	5
Total Crash Occupants	3,042	1,080	39	6	15
Emergency Room Rate/Crash Occupant	11.2%	6.2%	51.3%	83.3%	33.3%

Indicates a value < 4

**Residents of Lafayette County
Occupants of Motor Vehicle Crashes
2003-2007**

	Auto	Truck	Motorcycle	Bicycle	Pedestrian	Total
2003	697	278	11	0		988
2004	657	231				900
2005	583	217	11			814
2006	531	177				716
2007	574	177	9			764
Five-Year Total	3,042	1,080	39		15	4,182

Indicates a value < 6

Residents of Lafayette County
Motor Vehicle Crash Hospitalizations, Hospital Charges and Emergency Room Visits and Charges
2003-2007

	Auto	Truck	Motorcycle	Bicycle	Pedestrian	Total
2003						
Number of Cases	10			0	0	12
Total Charges	\$276,703	\$162,636	\$14,330	\$0	\$0	\$453,669
2004						
Number of Cases	8		0	0		10
Total Charges	\$186,578	\$7,147	\$0	\$0	\$13,860	\$207,585
2005						
Number of Cases	13			0	0	18
Total Charges	\$545,138	\$75,545	\$425,373	\$0	\$0	\$1,046,056
2006						
Number of Cases	10			0	0	14
Total Charges	\$346,201	\$3,741	\$116,231	\$0	\$0	\$466,173
2007						
Number of Cases				0		12
Total Charges	\$157,746	\$49,898	\$98,204	\$0	\$4,752	\$310,600
Five-YearTotal						
Number of Cases	47	9	8	0		66
Total Charges	\$1,512,366	\$298,967	\$654,138	\$0	\$18,612	\$2,484,083

Motor Vehicle Crash Emergency Room Visits and Charges
2003-2007

	Auto	Truck	Motorcycle	Bicycle	Pedestrian	Total
2003						
Number of Cases	84	14		0		105
Total Charges	\$66,637	\$9,953	\$9,751	\$0	\$475	\$86,816
2004						
Number of Cases	75	13				92
Total Charges	\$92,793	\$8,420	\$1,885	\$1,134	\$1,151	\$105,383
2005						
Number of Cases	64	16	7			89
Total Charges	\$79,253	\$27,016	\$9,805	\$1,485	\$197	\$117,756
2006						
Number of Cases	55	9				69
Total Charges	\$56,106	\$12,583	\$1,335	\$1,876	\$2,585	\$74,485
2007						
Number of Cases	63	15			0	83
Total Charges	\$103,539	\$25,385	\$8,888	\$509	\$0	\$138,321
Five -Year Total						
Number of Cases	341	67	20			355
Total Charges	\$398,328	\$83,357	\$31,664	\$5,004	\$4,408	\$384,440

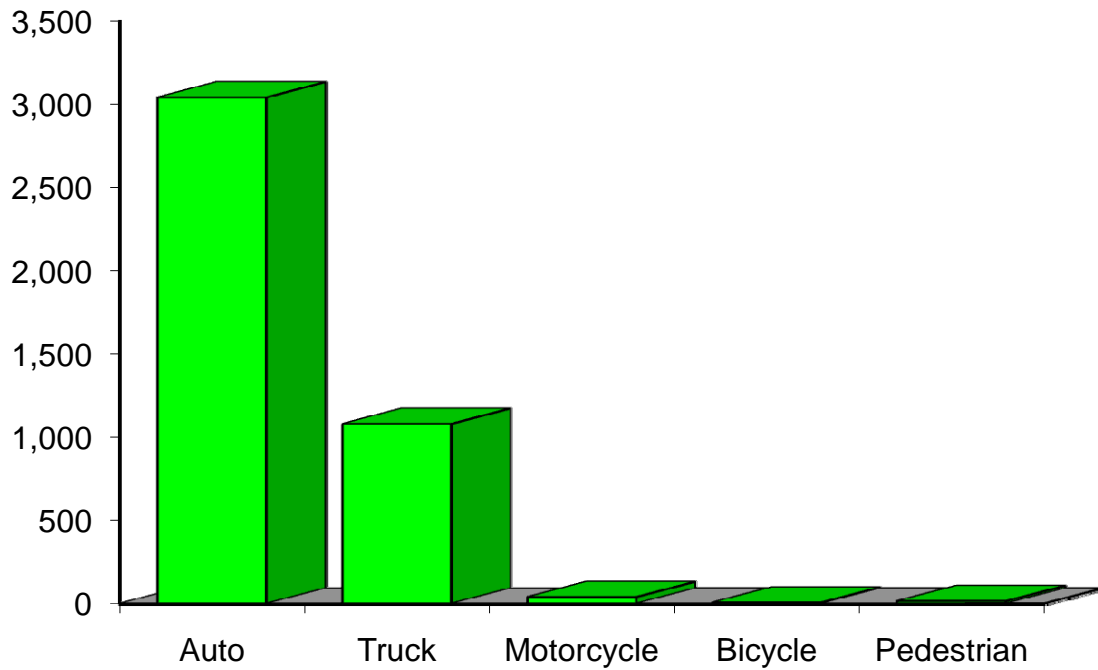
Indicates a value < 6

**Residents of Lafayette County
Motor Vehicle Crash Deaths
2003-2007**

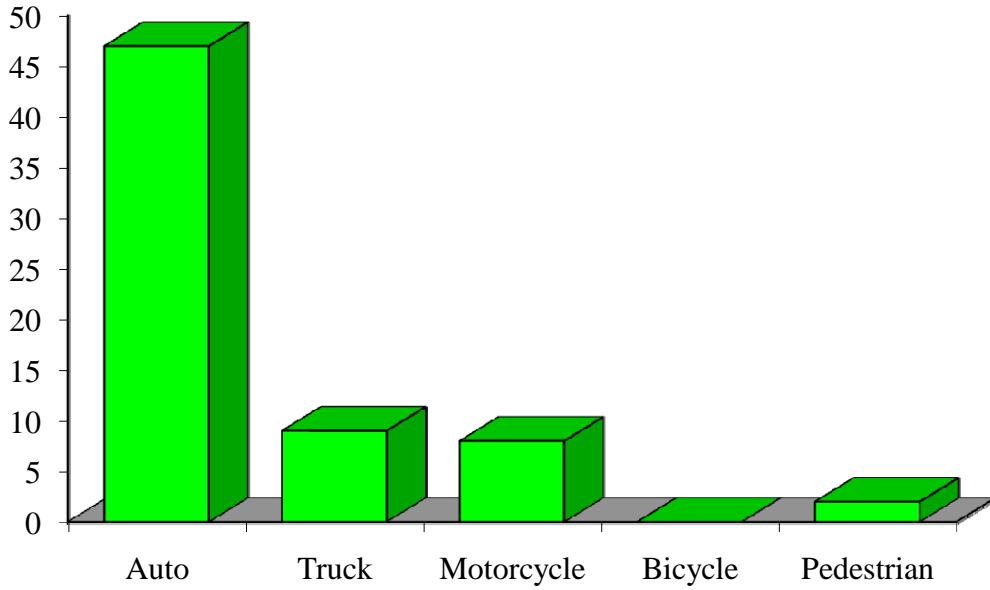
	Auto	Truck	Motorcycle	Bicycle	Pedestrian	Total
2003	0	0		0	0	
2004				0	0	
2005	7	0		0	0	8
2006		0	0	0	0	
2007				0	0	
Five-Year Total	17			0	0	26

Indicates a value < 6

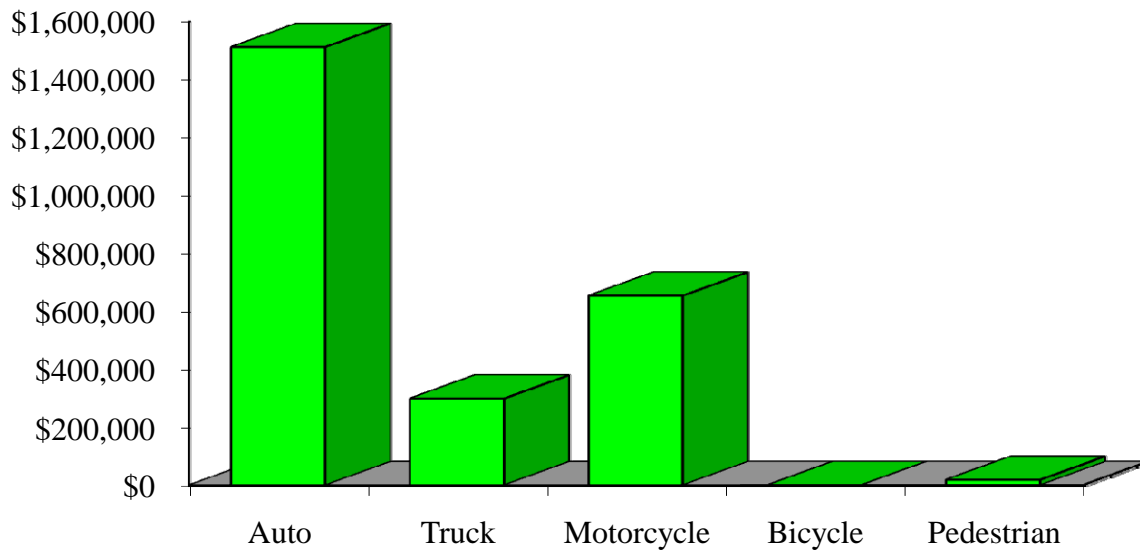
Crash Occupants by Vehicle Type Residents of Lafayette County, 2003-2007



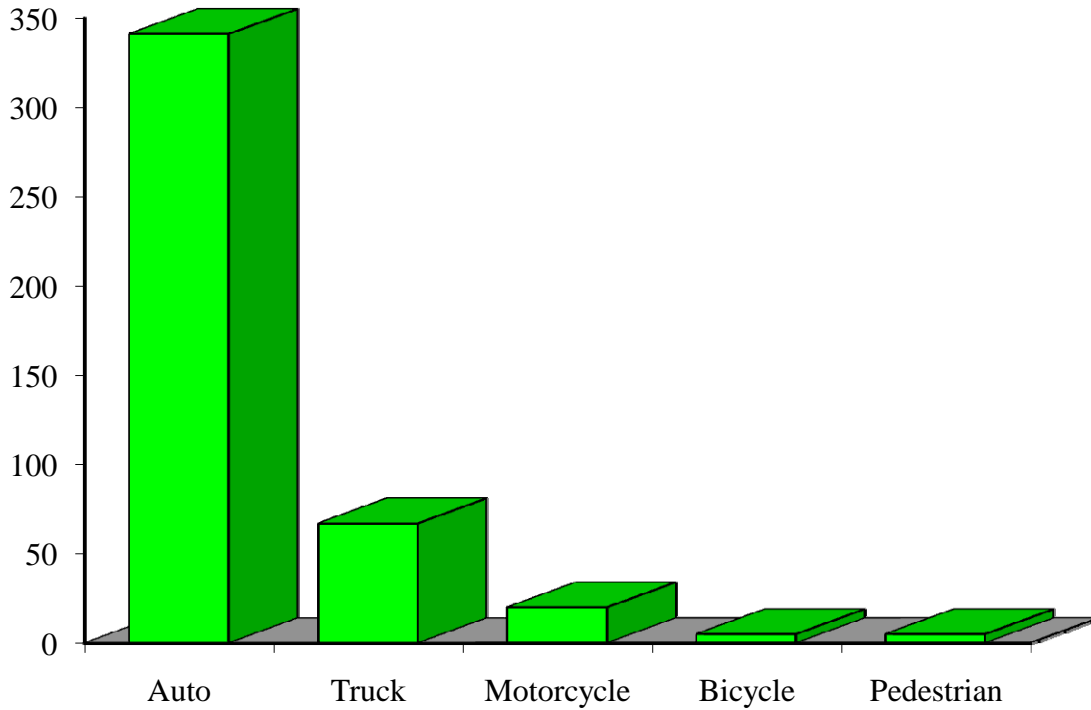
Hospitalizations by Vehicle Type Residents of Lafayette County, 2003-2007



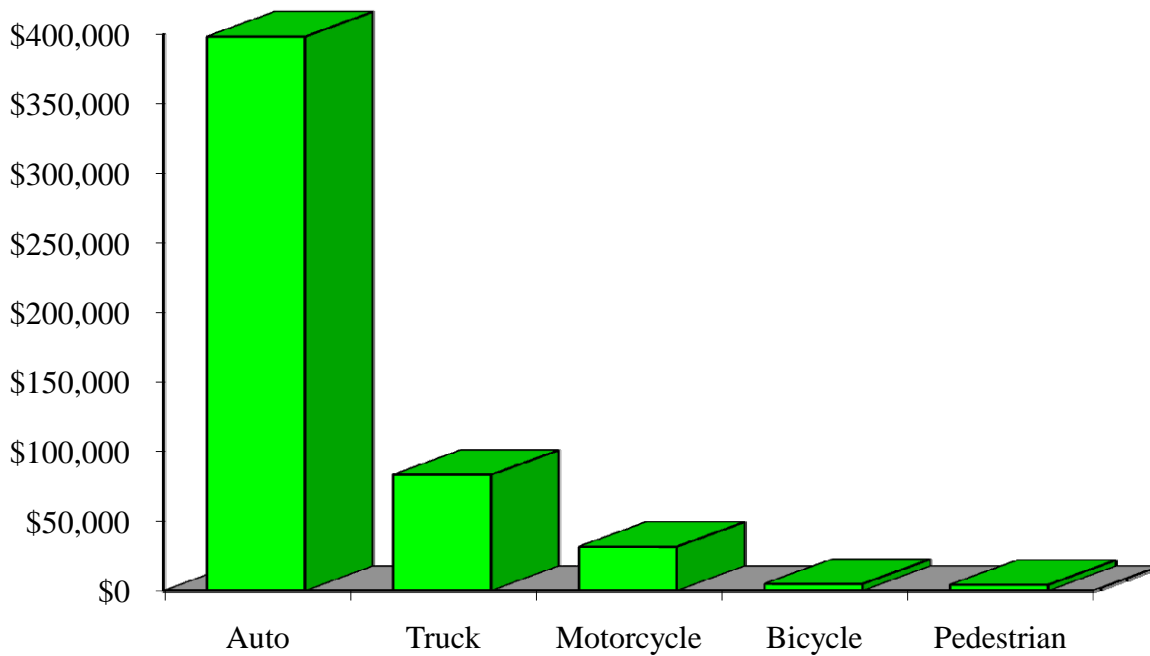
Hospital Charges by Vehicle Type Residents of Lafayette County, 2003-2007



Emergency Room Visits by Vehicle Type Residents of Lafayette County, 2003-2007



Emergency Room Charges by Vehicle Type Residents of Lafayette County, 2003-2007



Residents of Lafayette County and All Wisconsin 'Crash Occupants'

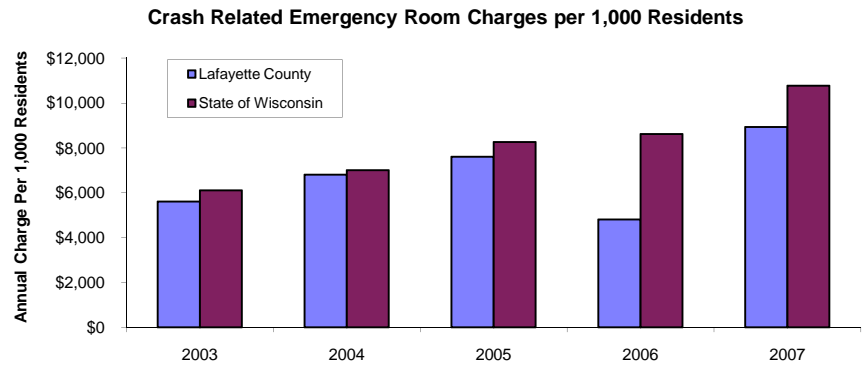
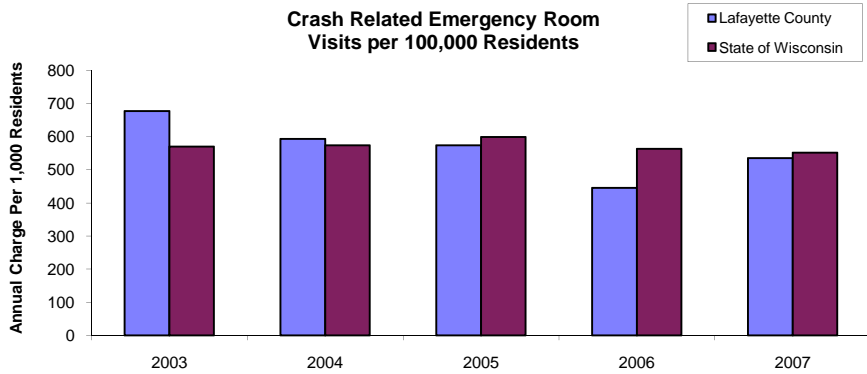
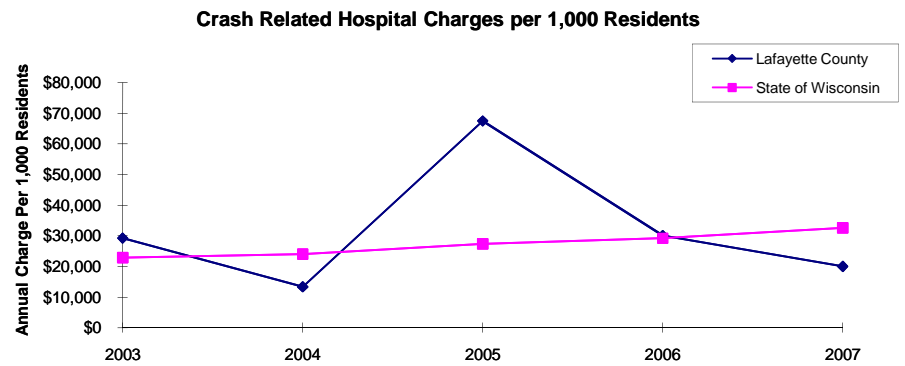
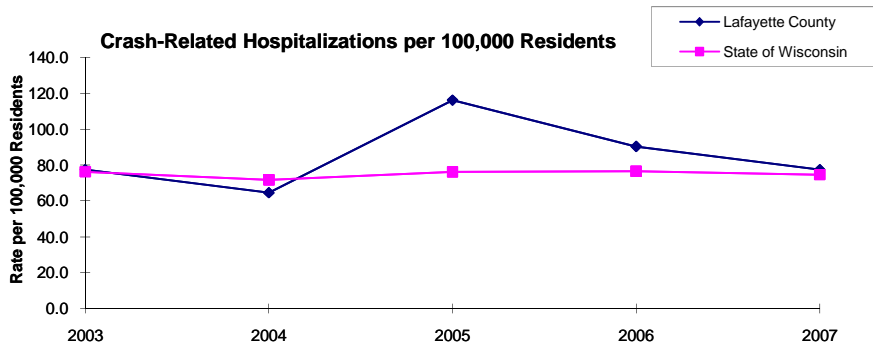
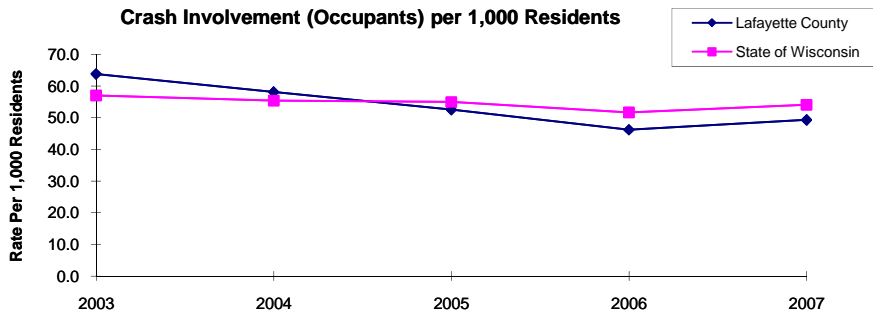
Crash Involvement Rates and Costs

2003-2007

	2003	2004	2005	2006	2007	Average
Annual Crash Involvement						
<i>Lafayette County</i>						
Crash Occupants	988	900	814	716	764	836
<i>Rate per 1,000 Residents</i>	63.8	58.1	52.6	46.2	49.3	54.0
<i>State of Wisconsin</i>						
Crash Occupants	316,298	307,373	305,007	286,608	300,270	303,111
<i>Rate per 1,000 Residents</i>	57.0	55.4	55.0	51.6	54.1	54.6
Annual Crash-Related Hospitalizations						
<i>Lafayette County</i>						
Crash-Related Hospitalizations	12	10	18	14	12	13
<i>Rate per 100,000 Residents*</i>	77.5	64.6	116.2	90.4	77.5	85.2
<i>State of Wisconsin</i>						
Crash-Related Hospitalizations	4,234	3,983	4,232	4,253	4,146	4,170
<i>Rate per 100,000 Residents*</i>	76.3	71.8	76.3	76.6	74.7	75.1
Annual Crash-Related Hospital Charges						
<i>Lafayette County</i>						
Total Crash Injury Hospital Charges	\$453,669	\$207,585	\$1,046,056	\$466,173	\$310,600	\$496,817
<i>Annual Charge per 1,000 Residents</i>	\$29,289	\$13,402	\$67,533	\$30,096	\$20,052	\$32,074
<i>State of Wisconsin</i>						
Total Crash Injury Hospital Charges	\$126,881,405	\$133,270,653	\$151,898,242	\$162,208,759	\$181,072,379	\$151,066,288
<i>Annual Charge per 1,000 Residents</i>	\$22,861	\$24,012	\$27,368	\$29,226	\$32,625	\$27,219
Annual Crash-Related Emergency Room Visits						
<i>Lafayette County</i>						
Crash-Related Emergency Room Visits	105	92	89	69	83	83
<i>Rate per 100,000 Residents*</i>	677.9	593.9	574.6	445.5	535.8	537.5
<i>State of Wisconsin</i>						
Crash-Related Emergency Room Visits	31,664	31,866	33,269	31,268	30,615	\$31,755
<i>Rate per 100,000 Residents*</i>	570.5	574.1	599.4	563.4	551.6	572.1
Annual Crash-Related Emergency Room Charges						
<i>Lafayette County</i>						
Total Crash Injury Emergency Room Charges	\$86,816	\$105,383	\$117,756	\$74,485	\$138,321	\$108,986
<i>Annual ER Charge per 1,000 Residents</i>	\$5,605	\$6,803	\$7,602	\$4,809	\$8,930	\$7,036
<i>State of Wisconsin</i>						
Crash Injury Emergency Room Charges	\$33,900,299	\$38,900,194	\$45,882,386	\$47,860,521	\$59,808,628	\$48,112,932
<i>Annual ER Charge per 1,000 Residents</i>	6,108	\$7,009	\$8,267	\$8,623	\$10,776	\$8,669
Average Annual Population (computed 2003-2007 population estimates)						
<i>Lafayette County</i>	15,490	* Reported as a rate per 100,000 residents to better highlight				
<i>State of Wisconsin</i>	5,550,118	variations: 1.12 per 1,000 = 112 per 100,000.				

Population data estimates are available at the Demographic Services Center, Wisconsin Department of Administration

Residents of Lafayette County



Zipcodes included in County of Resident Reports

Residents of Lafayette County

53504	53510
53516	53530
53541	53586
53587	53599
53803	