
Residents of Manitowoc County

**Motor Vehicle Crash Occupants, Hospitalizations, Emergency Room Visits and Fatalities
2003-2007**

	Auto	Truck	Motorcycle	Bicycle	Pedestrian	Total
Crash Occupants	16,341	4,180	306	126	131	21,084
Hospitalized Cases	206	59	68	13	16	362
Hospital Charges	\$5,825,464	\$1,257,606	\$3,122,758	\$456,837	\$429,303	\$11,091,968
Emergency Room Visits	1,692	283	129	65	76	1,795
Emergency Room Charges	\$1,861,674	\$388,723	\$214,377	\$79,491	\$69,527	\$2,068,604
Deaths	40	12	3	2	2	59

Indicates a value < 6

**Residents of Manitowoc County
Hospitalization Charges by Vehicle Type
2003-2007**

	Auto	Truck	Motorcycle	Bicycle	Pedestrian
Hospital Charges	\$5,825,464	\$1,257,606	\$3,122,758	\$456,837	\$429,303
Total Crash Occupants	16,341	4,180	306	126	131
Hospital Charge/Occupant	\$356.49	\$300.86	\$10,205.09	\$3,625.69	\$3,277.12

**Hospitalization Rates by Vehicle Type
2003-2007**

	Auto	Truck	Motorcycle	Bicycle	Pedestrian
Hospital Cases	206	59	68	13	16
Total Crash Occupants	16,341	4,180	306	126	131
Hospitalization Rate/Crash Occupant	1.3%	1.4%	22.2%	10.3%	12.2%

**Emergency Room Charges by Vehicle Type
2003-2007**

	Auto	Truck	Motorcycle	Bicycle	Pedestrian
ER Charges	\$1,861,674	\$388,723	\$214,377	\$79,491	\$69,527
Crash Occupants	16,341	4,180	306	126	131
Emergency Room Charges/Crash Occupant	\$114	\$93	\$701	\$631	\$531

**Emergency Room Visits by Vehicle Type
2003-2007**

	Auto	Truck	Motorcycle	Bicycle	Pedestrian
Emergency Room Visits	1,692	283	129	65	76
Total Crash Occupants	16,341	4,180	306	126	131
Emergency Room Rate/Crash Occupant	10.4%	6.8%	42.2%	51.6%	58.0%

Indicates a value < 4

**Residents of Manitowoc County
Occupants of Motor Vehicle Crashes
2003-2007**

	Auto	Truck	Motorcycle	Bicycle	Pedestrian	Total
2003	3,345	880	53	27	32	4,337
2004	3,430	893	51	20	25	4,419
2005	3,298	880	67	27	21	4,293
2006	3,104	723	63	21	28	3,939
2007	3,164	804	72	31	25	4,096
Five-Year Total	16,341	4,180	306	126	131	21,084

Indicates a value < 6

**Residents of Manitowoc County
Motor Vehicle Crash Hospitalizations, Hospital Charges and Emergency Room Visits and Charges
2003-2007**

	Auto	Truck	Motorcycle	Bicycle	Pedestrian	Total
2003						
Number of Cases	43	11	9			70
Total Charges	\$1,057,222	\$135,202	\$353,671	\$171,495	\$83,341	\$1,800,931
2004						
Number of Cases	35	19	16			79
Total Charges	\$843,398	\$312,757	\$233,665	\$154,597	\$226,073	\$1,770,490
2005						
Number of Cases	54	12	17			88
Total Charges	\$1,324,528	\$242,171	\$1,230,205	\$12,315	\$98,377	\$2,907,596
2006						
Number of Cases	33	10	11		0	57
Total Charges	\$1,032,997	\$274,972	\$694,366	\$50,357	\$0	\$2,052,692
2007						
Number of Cases	41	7	15			68
Total Charges	\$1,567,319	\$292,504	\$610,851	\$68,073	\$21,512	\$2,560,259
Five-YearTotal						
Number of Cases	206	59	68	13	16	362
Total Charges	\$5,825,464	\$1,257,606	\$3,122,758	\$456,837	\$429,303	\$11,091,968

**Motor Vehicle Crash Emergency Room Visits and Charges
2003-2007**

	Auto	Truck	Motorcycle	Bicycle	Pedestrian	Total
2003						
Number of Cases	290	53	21	11	21	396
Total Charges	\$301,465	\$65,424	\$33,953	\$13,958	\$25,353	\$440,153
2004						
Number of Cases	344	61	17	13	13	448
Total Charges	\$363,054	\$75,936	\$24,950	\$12,060	\$17,152	\$493,152
2005						
Number of Cases	367	64	27	18	11	487
Total Charges	\$420,610	\$73,551	\$33,439	\$18,155	\$10,045	\$555,800
2006						
Number of Cases	344	67	27	9	17	464
Total Charges	\$394,809	\$100,316	\$55,113	\$12,298	\$16,963	\$579,499
2007						
Number of Cases	347	38	37	14	14	450
Total Charges	\$381,736	\$73,496	\$66,922	\$23,020	\$14	\$545,188
Five -Year Total						
Number of Cases	1,692	283	129	65	76	1,795
Total Charges	\$1,861,674	\$388,723	\$214,377	\$79,491	\$69,527	\$2,068,604

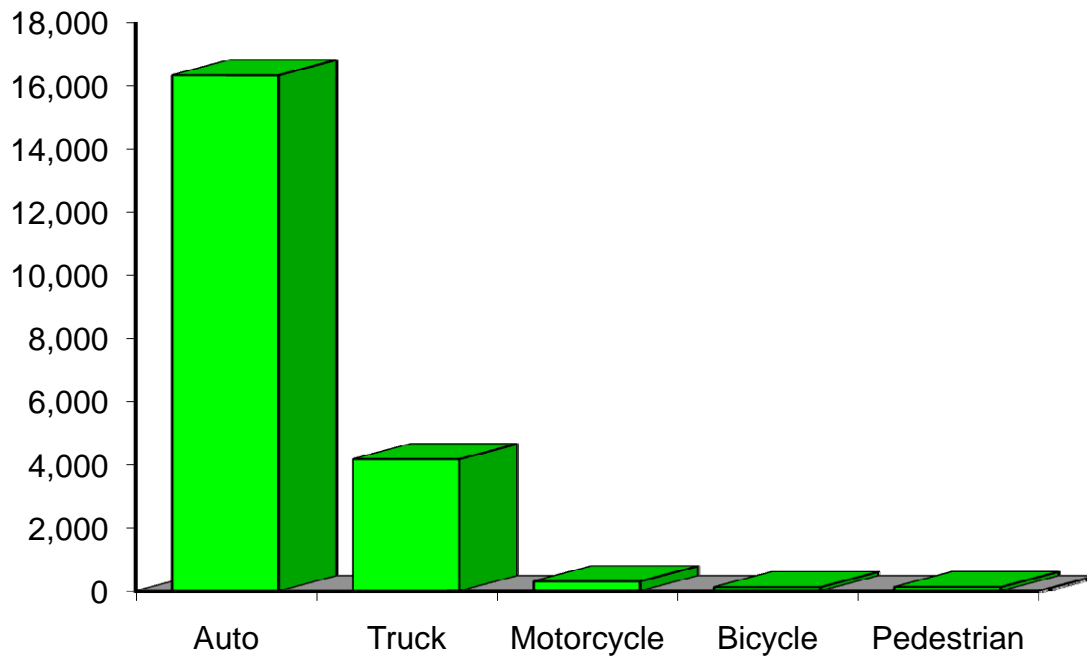
Indicates a value < 6

**Residents of Manitowoc County
Motor Vehicle Crash Deaths
2003-2007**

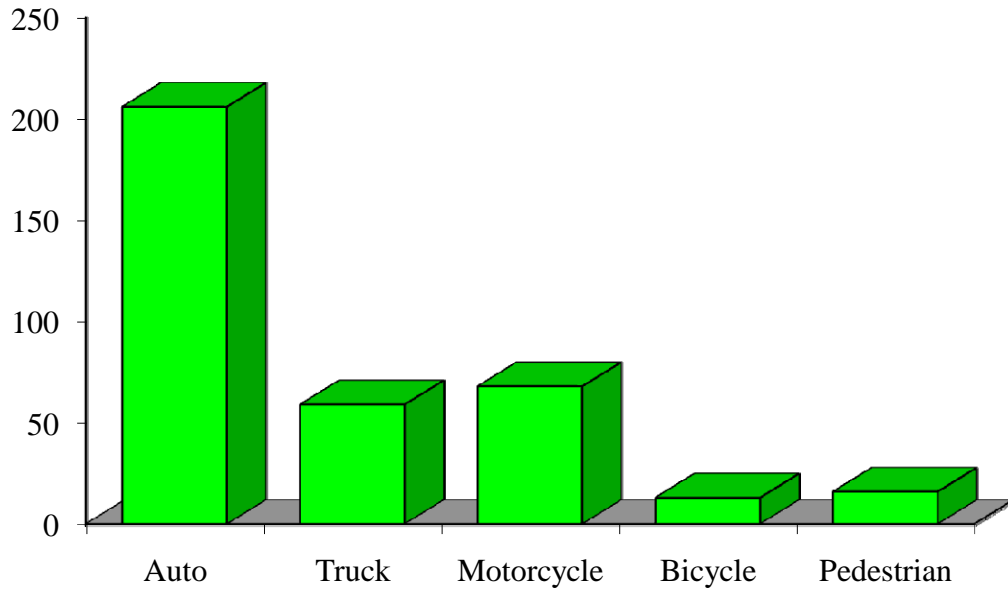
	Auto	Truck	Motorcycle	Bicycle	Pedestrian	Total
2003	7					13
2004	10		0	0		12
2005	7			0	0	10
2006		0	0	0	0	
2007	10	7		0	0	18
Five-Year Total	40	12				59

Indicates a value < 6

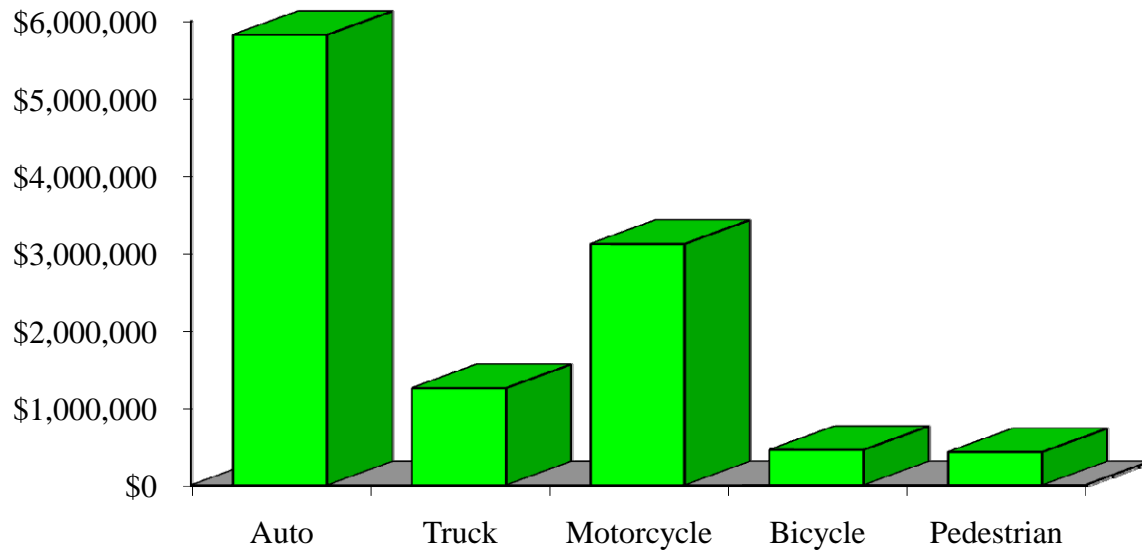
Crash Occupants by Vehicle Type Residents of Manitowoc County, 2003-2007



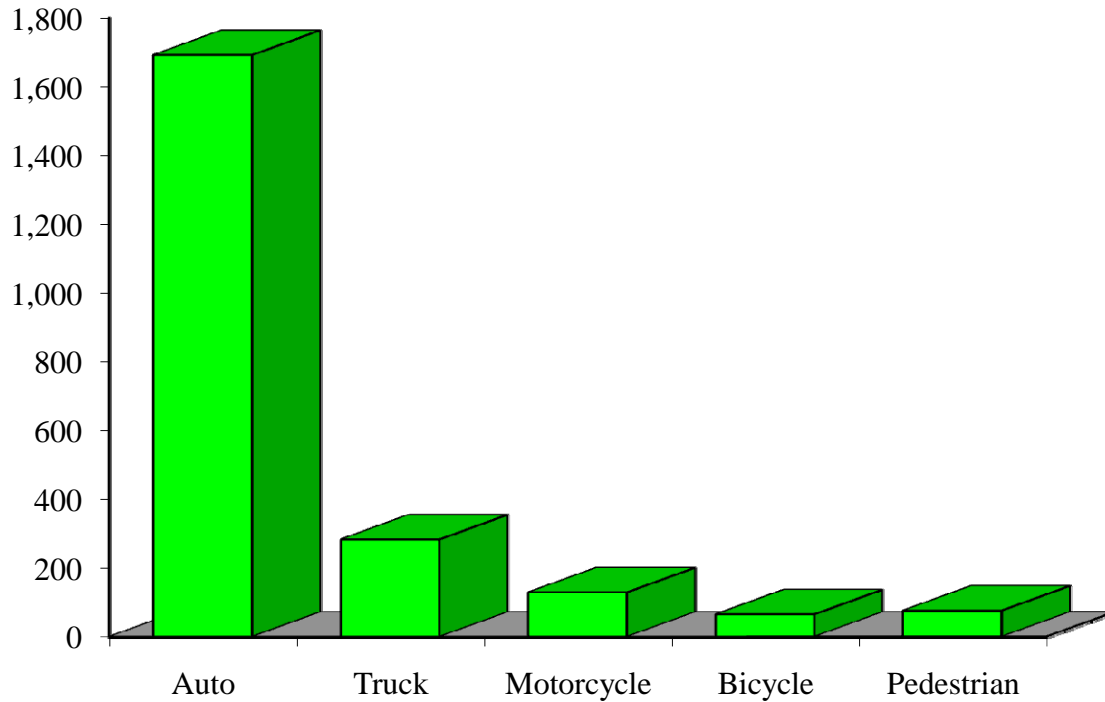
Hospitalizations by Vehicle Type Residents of Manitowoc County, 2003-2007



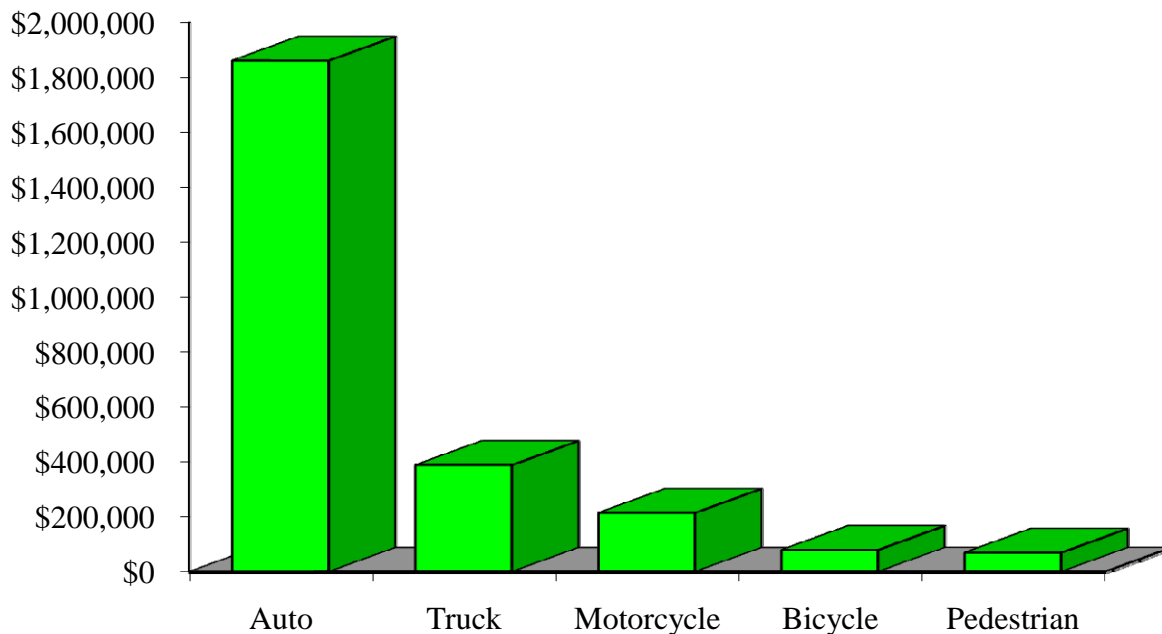
Hospital Charges by Vehicle Type Residents of Manitowoc County, 2003-2007



Emergency Room Visits by Vehicle Type Residents of Manitowoc County, 2003-2007



Emergency Room Charges by Vehicle Type Residents of Manitowoc County, 2003-2007



Residents of Manitowoc County and All Wisconsin 'Crash Occupants'

Crash Involvement Rates and Costs

2003-2007

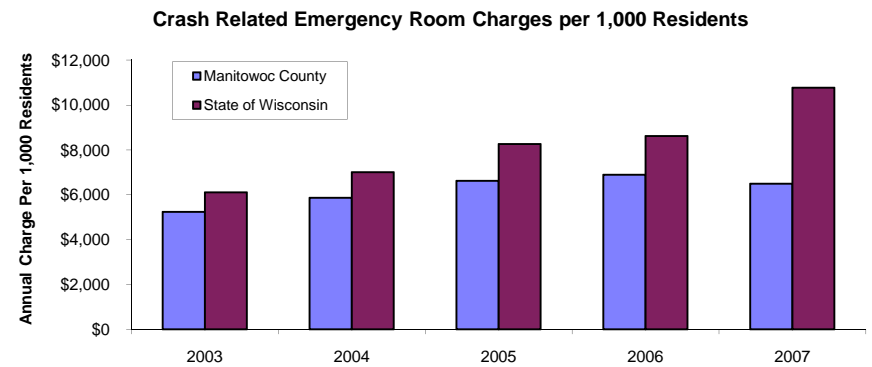
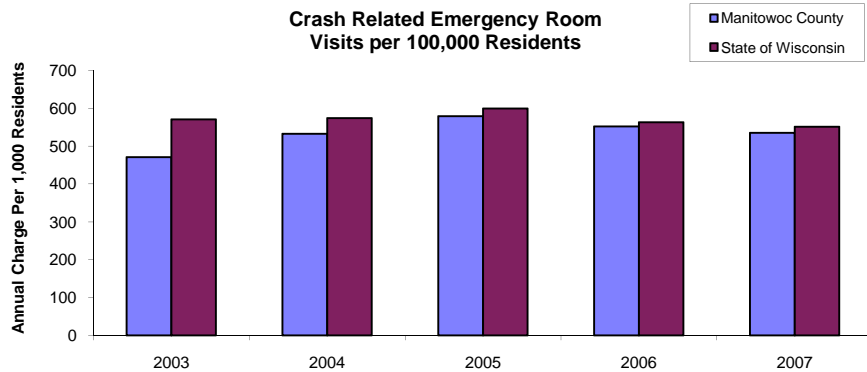
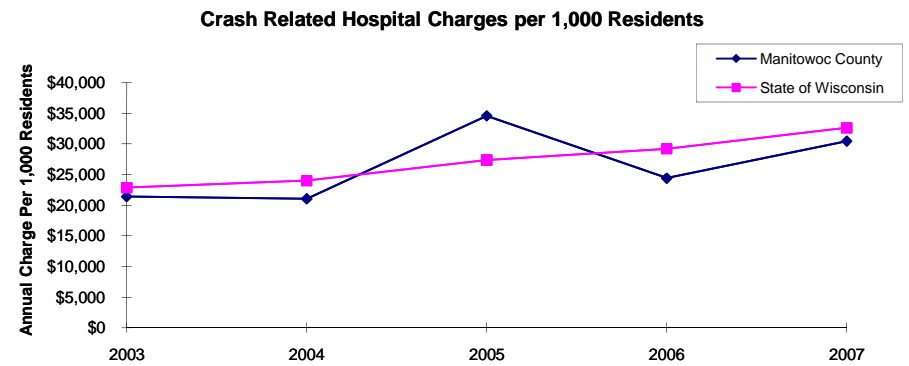
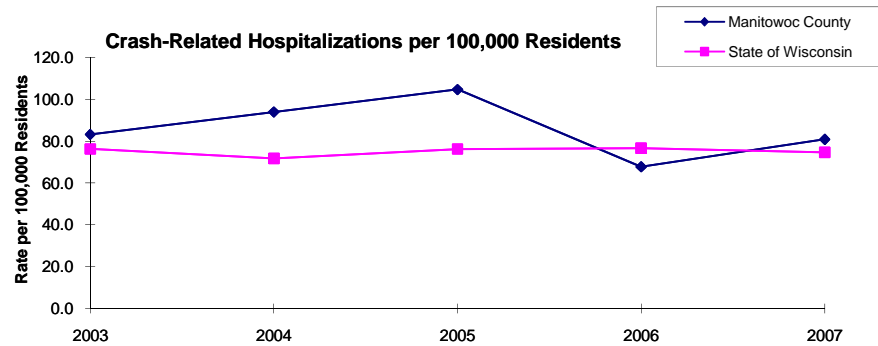
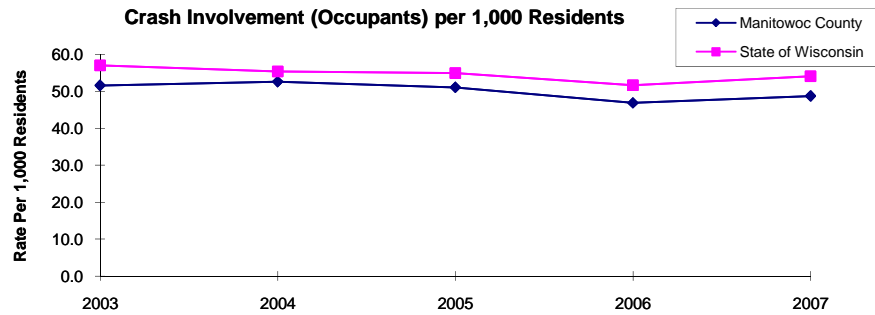
	2003	2004	2005	2006	2007	Average
Annual Crash Involvement						
<i>Manitowoc County</i>						
Crash Occupants	4,337	4,419	4,293	3,939	4,096	4,217
<i>Rate per 1,000 Residents</i>	51.6	52.6	51.1	46.9	48.7	50.2
<i>State of Wisconsin</i>						
Crash Occupants	316,298	307,373	305,007	286,608	300,270	303,111
<i>Rate per 1,000 Residents</i>	57.0	55.4	55.0	51.6	54.1	54.6
Annual Crash-Related Hospitalizations						
<i>Manitowoc County</i>						
Crash-Related Hospitalizations	70	79	88	57	68	72
<i>Rate per 100,000 Residents*</i>	83.3	94.0	104.7	67.8	80.9	86.1
<i>State of Wisconsin</i>						
Crash-Related Hospitalizations	4,234	3,983	4,232	4,253	4,146	4,170
<i>Rate per 100,000 Residents*</i>	76.3	71.8	76.3	76.6	74.7	75.1
Annual Crash-Related Hospital Charges						
<i>Manitowoc County</i>						
Total Crash Injury Hospital Charges	\$1,800,931	\$1,770,490	\$2,907,596	\$2,052,692	\$2,560,259	\$2,218,394
<i>Annual Charge per 1,000 Residents</i>	\$21,428	\$21,066	\$34,596	\$24,424	\$30,463	\$26,395
<i>State of Wisconsin</i>						
Total Crash Injury Hospital Charges	\$126,881,405	\$133,270,653	\$151,898,242	\$162,208,759	\$181,072,379	\$151,066,288
<i>Annual Charge per 1,000 Residents</i>	\$22,861	\$24,012	\$27,368	\$29,226	\$32,625	\$27,219
Annual Crash-Related Emergency Room Visits						
<i>Manitowoc County</i>						
Crash-Related Emergency Room Visits	396	448	487	464	450	462
<i>Rate per 100,000 Residents*</i>	471.2	533.0	579.5	552.1	535.4	550.0
<i>State of Wisconsin</i>						
Crash-Related Emergency Room Visits	31,664	31,866	33,269	31,268	30,615	\$31,755
<i>Rate per 100,000 Residents*</i>	570.5	574.1	599.4	563.4	551.6	572.1
Annual Crash-Related Emergency Room Charges						
<i>Manitowoc County</i>						
Total Crash Injury Emergency Room Charges	\$440,153	\$493,152	\$555,800	\$579,499	\$545,188	\$543,410
<i>Annual ER Charge per 1,000 Residents</i>	\$5,237	\$5,868	\$6,613	\$6,895	\$6,487	\$6,466
<i>State of Wisconsin</i>						
Crash Injury Emergency Room Charges	\$33,900,299	\$38,900,194	\$45,882,386	\$47,860,521	\$59,808,628	\$48,112,932
<i>Annual ER Charge per 1,000 Residents</i>	6,108	\$7,009	\$8,267	\$8,623	\$10,776	\$8,669

Average Annual Population (computed 2003-2007 population estimates)

<i>Manitowoc County</i>	84,045	* Reported as a rate per 100,000 residents to better highlight
<i>State of Wisconsin</i>	5,550,118	variations: 1.12 per 1,000 = 112 per 100,000.

Population data estimates are available at the Demographic Services Center, Wisconsin Department of Administration

Residents of Manitowoc County



Zipcodes included in County of Resident Reports

Residents of Manitowoc County

53015	53042
53063	54203
54206	54207
54214	54215
54220	54221
54227	54228
54230	54232
54240	54241
54242	54243
54244	54245
54247	