

---

**Residents of Marquette County**

**Motor Vehicle Crash Occupants, Hospitalizations, Emergency Room Visits and Fatalities  
2003-2007**

	<b>Auto</b>	<b>Truck</b>	<b>Motorcycle</b>	<b>Bicycle</b>	<b>Pedestrian</b>	<b>Total</b>
Crash Occupants	3,046	1,159	52		14	4,275
Hospitalized Cases	48	16	11	0		77
Hospital Charges	\$1,796,997	\$555,579	\$599,543	\$0	\$50,578	\$3,002,697
Emergency Room Visits	386	99	22			423
Emergency Room Charges	\$524,442	\$163,183	\$50,432	\$2,105	\$7,314	\$562,998
Deaths	24	9	3	0	3	39

Indicates a value < 6

**Residents of Marquette County  
Hospitalization Charges by Vehicle Type  
2003-2007**

	<b>Auto</b>	<b>Truck</b>	<b>Motorcycle</b>	<b>Bicycle</b>	<b>Pedestrian</b>
Hospital Charges	\$1,796,997	\$555,579	\$599,543	\$0	\$50,578
Total Crash Occupants	3,046	1,159	52		14
<b>Hospital Charge/Occupant</b>	\$589.95	\$479.36	\$11,529.67	\$0.00	\$3,612.71

**Hospitalization Rates by Vehicle Type  
2003-2007**

	<b>Auto</b>	<b>Truck</b>	<b>Motorcycle</b>	<b>Bicycle</b>	<b>Pedestrian</b>
Hospital Cases	48	16	11	0	
Total Crash Occupants	3,046	1,159	52		14
<b>Hospitalization Rate/Crash Occupant</b>	1.6%	1.4%	21.2%	0.0%	14.3%

**Emergency Room Charges by Vehicle Type  
2003-2007**

	<b>Auto</b>	<b>Truck</b>	<b>Motorcycle</b>	<b>Bicycle</b>	<b>Pedestrian</b>
ER Charges	\$524,442	\$163,183	\$50,432	\$2,105	\$7,314
Crash Occupants	3,046	1,159	52		14
<b>Emergency Room Charges/Crash Occupant</b>	\$172	\$141	\$970	\$526	\$522

**Emergency Room Visits by Vehicle Type  
2003-2007**

	<b>Auto</b>	<b>Truck</b>	<b>Motorcycle</b>	<b>Bicycle</b>	<b>Pedestrian</b>
Emergency Room Visits	386	99	22		
Total Crash Occupants	3,046	1,159	52		14
<b>Emergency Room Rate/Crash Occupant</b>	12.7%	8.5%	42.3%	75.0%	28.6%

Indicates a value < 4

**Residents of Marquette County  
Occupants of Motor Vehicle Crashes  
2003-2007**

	<b>Auto</b>	<b>Truck</b>	<b>Motorcycle</b>	<b>Bicycle</b>	<b>Pedestrian</b>	<b>Total</b>
2003	704	242	12	0	7	965
2004	615	242	10		0	868
2005	621	256	10	0		891
2006	548	219	8			780
2007	558	200	12		0	771
Five-Year Total	3,046	1,159	52		14	4,275

Indicates a value < 6

**Residents of Marquette County  
Motor Vehicle Crash Hospitalizations, Hospital Charges and Emergency Room Visits and Charges  
2003-2007**

	<b>Auto</b>	<b>Truck</b>	<b>Motorcycle</b>	<b>Bicycle</b>	<b>Pedestrian</b>	<b>Total</b>
<b>2003</b>						
Number of Cases	12			0		18
Total Charges	\$700,006	\$78,120	\$122,210	\$0	\$50,578	\$950,914
<b>2004</b>						
Number of Cases	11		0	0	0	14
Total Charges	\$122,745	\$93,749	\$0	\$0	\$0	\$216,494
<b>2005</b>						
Number of Cases	14			0	0	20
Total Charges	\$587,421	\$111,776	\$28,955	\$0	\$0	\$728,152
<b>2006</b>						
Number of Cases				0	0	10
Total Charges	\$88,981	\$123,238	\$100,376	\$0	\$0	\$312,595
<b>2007</b>						
Number of Cases	7			0	0	15
Total Charges	\$297,844	\$148,696	\$348,002	\$0	0	\$794,542
<b>Five-YearTotal</b>						
Number of Cases	48	16	11	0		77
Total Charges	\$1,796,997	\$555,579	\$599,543	\$0	\$50,578	\$3,002,697

**Motor Vehicle Crash Emergency Room Visits and Charges  
2003-2007**

	<b>Auto</b>	<b>Truck</b>	<b>Motorcycle</b>	<b>Bicycle</b>	<b>Pedestrian</b>	<b>Total</b>
<b>2003</b>						
Number of Cases	90	23		0		121
Total Charges	\$105,110	\$25,175	\$5,429	\$0	\$672	\$136,386
<b>2004</b>						
Number of Cases	80	15			0	100
Total Charges	\$84,579	\$29,887	\$7,987	\$301	\$0	\$122,754
<b>2005</b>						
Number of Cases	81	22		0	0	105
Total Charges	\$105,290	\$23,580	\$8,132	\$0	\$0	\$137,002
<b>2006</b>						
Number of Cases	68	22				97
Total Charges	\$100,681	\$50,393	\$8,517	\$623	\$6,642	\$166,856
<b>2007</b>						
Number of Cases	67	17			0	91
Total Charges	\$128,782	\$34,148	\$20,367	\$1,181	0	\$184,478
<b>Five -Year Total</b>						
Number of Cases	386	99	22			423
Total Charges	\$524,442	\$163,183	\$50,432	\$2,105	\$7,314	\$562,998

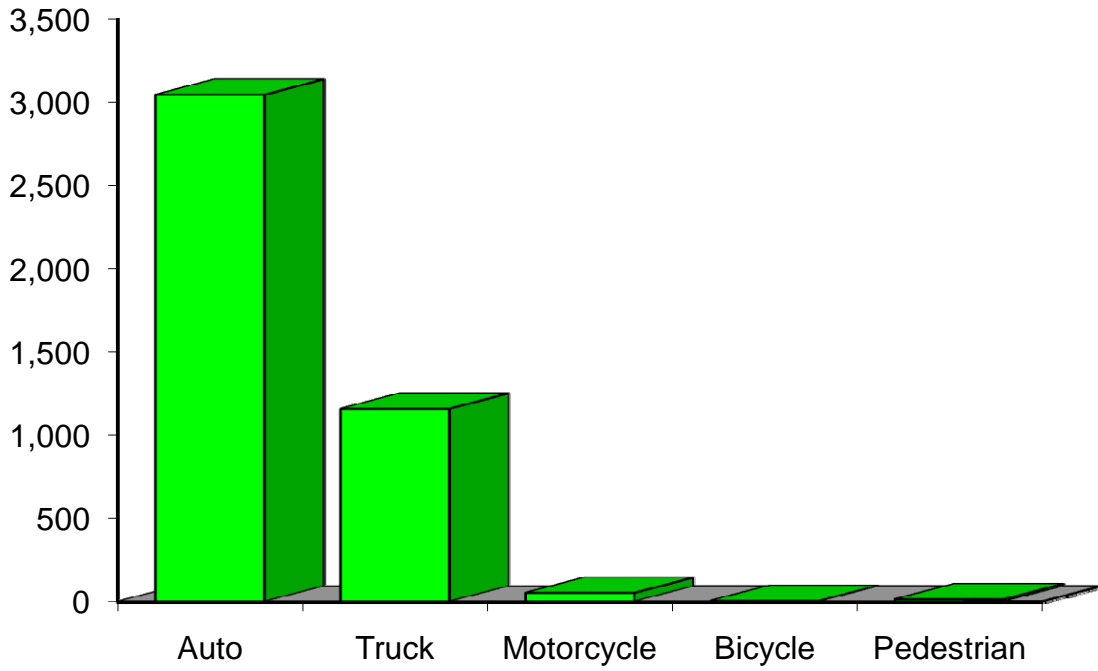
Indicates a value < 6

**Residents of Marquette County  
Motor Vehicle Crash Deaths  
2003-2007**

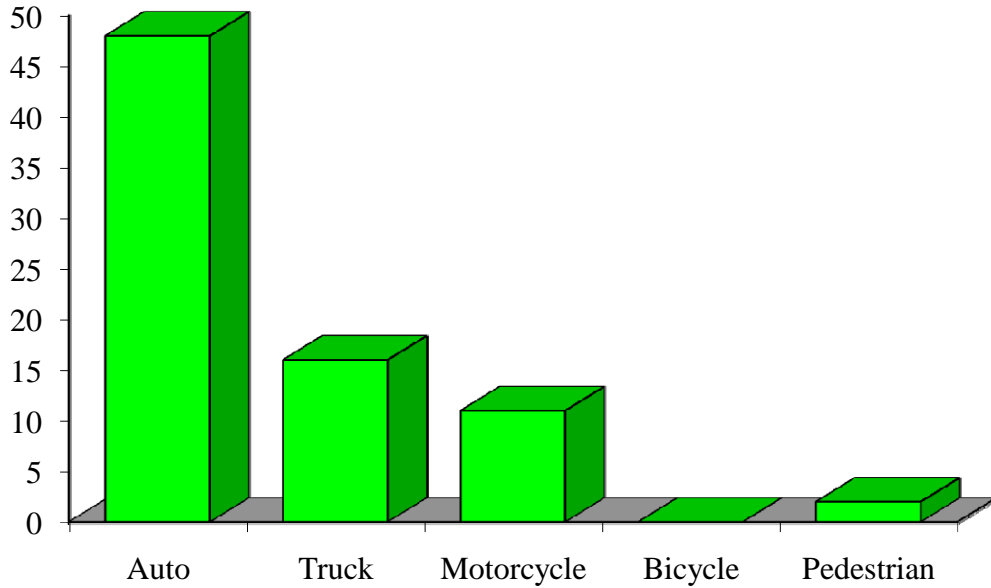
	<b>Auto</b>	<b>Truck</b>	<b>Motorcycle</b>	<b>Bicycle</b>	<b>Pedestrian</b>	<b>Total</b>
2003	8		0	0	0	12
2004				0	0	7
2005		0		0		7
2006				0		9
2007		0	0	0	0	
Five-Year Total	24	9		0		39

Indicates a value < 6

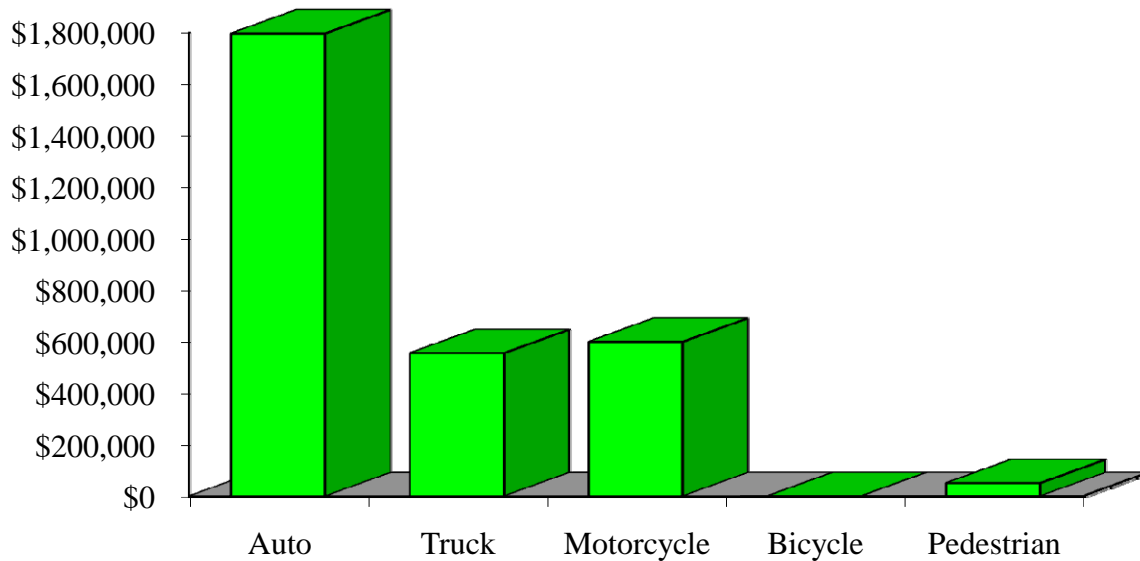
# Crash Occupants by Vehicle Type Residents of Marquette County, 2003-2007



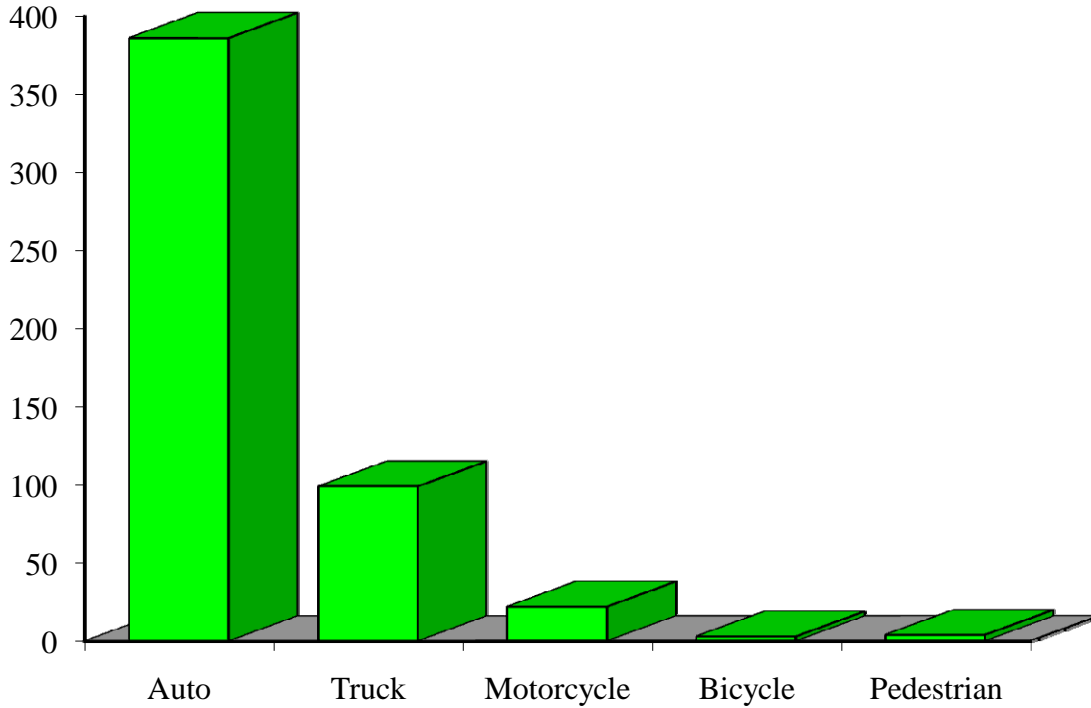
### Hospitalizations by Vehicle Type Residents of Marquette County, 2003-2007



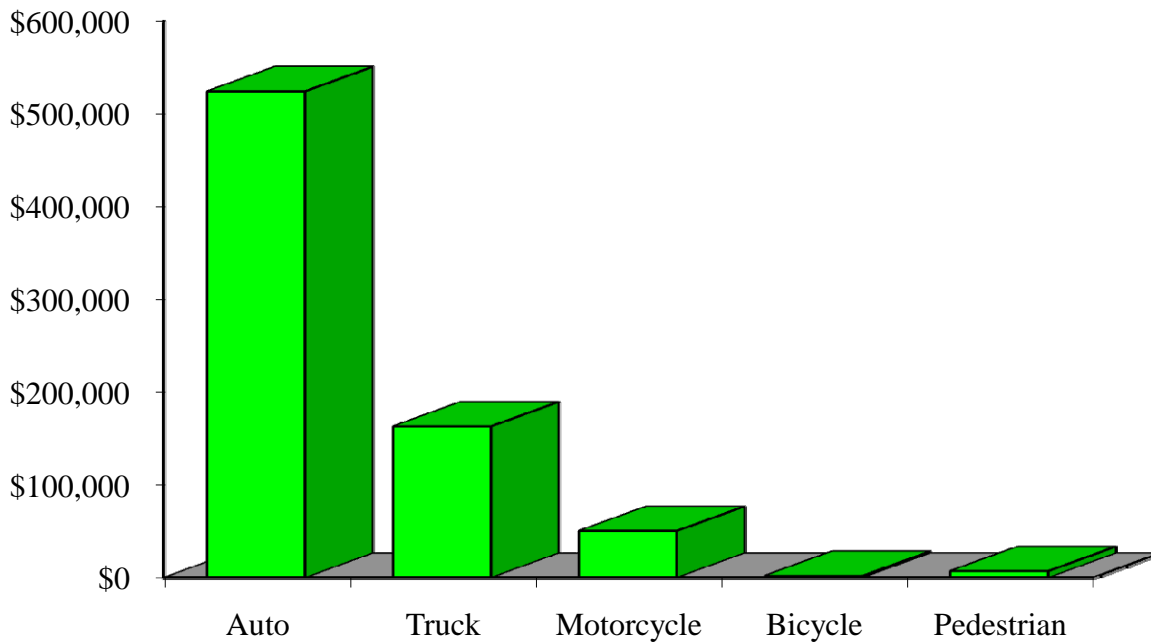
### Hospital Charges by Vehicle Type Residents of Marquette County, 2003-2007



### Emergency Room Visits by Vehicle Type Residents of Marquette County, 2003-2007



### Emergency Room Charges by Vehicle Type Residents of Marquette County, 2003-2007



**Residents of Marquette County and All Wisconsin 'Crash Occupants'**

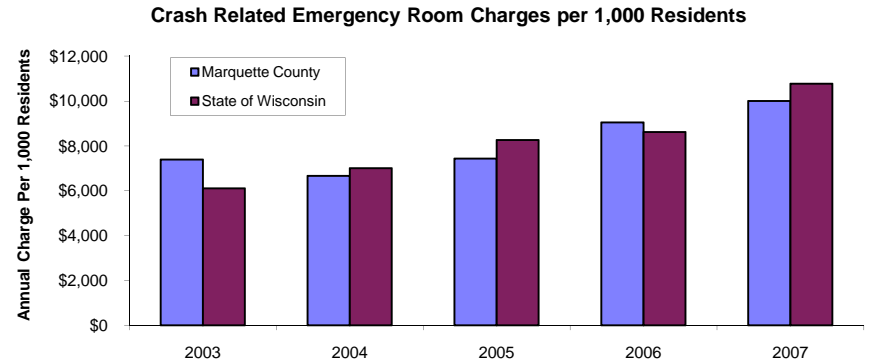
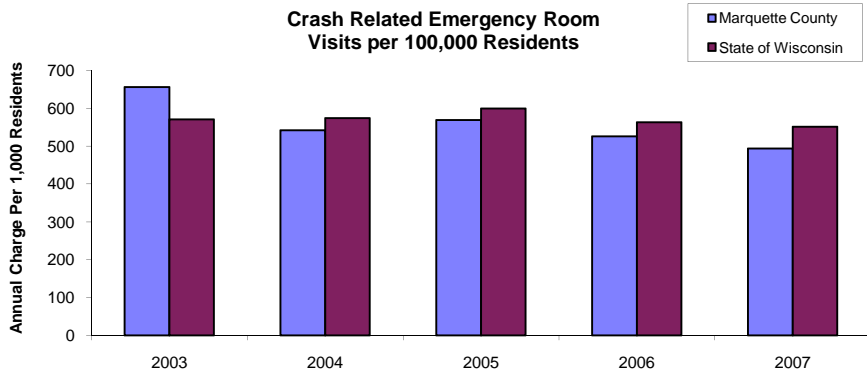
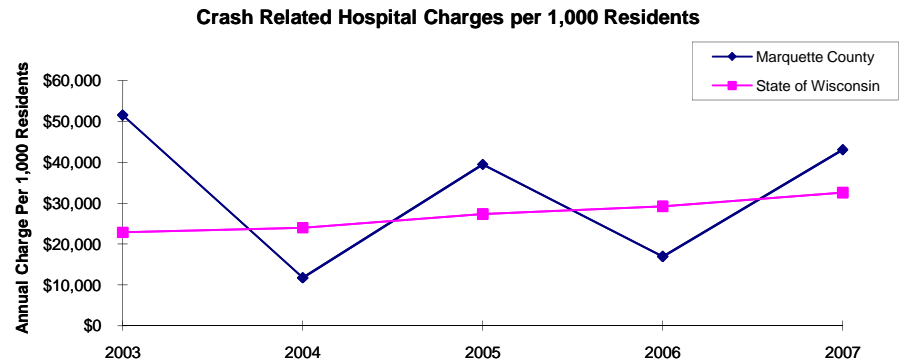
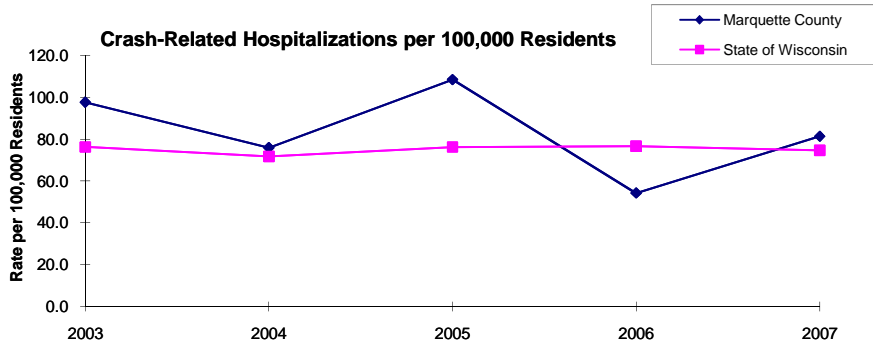
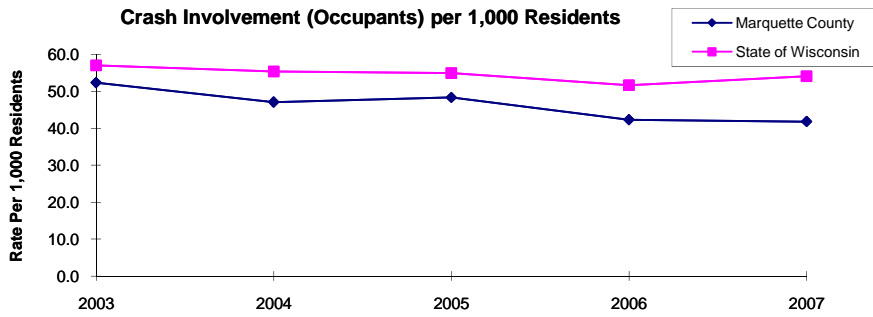
**Crash Involvement Rates and Costs**

**2003-2007**

	<b>2003</b>	<b>2004</b>	<b>2005</b>	<b>2006</b>	<b>2007</b>	<b>Average</b>
<b>Annual Crash Involvement</b>						
<i>Marquette County</i>						
Crash Occupants	965	868	891	780	771	855
<i>Rate per 1,000 Residents</i>	52.3	47.1	48.3	42.3	41.8	46.4
<i>State of Wisconsin</i>						
Crash Occupants	316,298	307,373	305,007	286,608	300,270	303,111
<i>Rate per 1,000 Residents</i>	57.0	55.4	55.0	51.6	54.1	54.6
<b>Annual Crash-Related Hospitalizations</b>						
<i>Marquette County</i>						
Crash-Related Hospitalizations	18	14	20	10	15	15
<i>Rate per 100,000 Residents*</i>	97.6	75.9	108.5	54.2	81.4	83.5
<i>State of Wisconsin</i>						
Crash-Related Hospitalizations	4,234	3,983	4,232	4,253	4,146	4,170
<i>Rate per 100,000 Residents*</i>	76.3	71.8	76.3	76.6	74.7	75.1
<b>Annual Crash-Related Hospital Charges</b>						
<i>Marquette County</i>						
Total Crash Injury Hospital Charges	\$950,914	\$216,494	\$728,152	\$312,595	\$794,542	\$600,539
<i>Annual Charge per 1,000 Residents</i>	\$51,572	\$11,741	\$39,491	\$16,953	\$43,091	\$32,570
<i>State of Wisconsin</i>						
Total Crash Injury Hospital Charges	\$126,881,405	\$133,270,653	\$151,898,242	\$162,208,759	\$181,072,379	\$151,066,288
<i>Annual Charge per 1,000 Residents</i>	\$22,861	\$24,012	\$27,368	\$29,226	\$32,625	\$27,219
<b>Annual Crash-Related Emergency Room Visits</b>						
<i>Marquette County</i>						
Crash-Related Emergency Room Visits	121	100	105	97	91	98
<i>Rate per 100,000 Residents*</i>	656.2	542.3	569.5	526.1	493.5	532.8
<i>State of Wisconsin</i>						
Crash-Related Emergency Room Visits	31,664	31,866	33,269	31,268	30,615	\$31,755
<i>Rate per 100,000 Residents*</i>	570.5	574.1	599.4	563.4	551.6	572.1
<b>Annual Crash-Related Emergency Room Charges</b>						
<i>Marquette County</i>						
Total Crash Injury Emergency Room Charges	\$136,386	\$122,754	\$137,002	\$166,856	\$184,478	\$152,773
<i>Annual ER Charge per 1,000 Residents</i>	\$7,397	\$6,657	\$7,430	\$9,049	\$10,005	\$8,285
<i>State of Wisconsin</i>						
Crash Injury Emergency Room Charges	\$33,900,299	\$38,900,194	\$45,882,386	\$47,860,521	\$59,808,628	\$48,112,932
<i>Annual ER Charge per 1,000 Residents</i>	6,108	\$7,009	\$8,267	\$8,623	\$10,776	\$8,669
<b>Average Annual Population (computed 2003-2007 population estimates)</b>						
<i>Marquette County</i>	18,439	* Reported as a rate per 100,000 residents to better highlight				
<i>State of Wisconsin</i>	5,550,118	variations: 1.12 per 1,000 = 112 per 100,000.				

Population data estimates are available at the Demographic Services Center, Wisconsin Department of Administration

## Residents of Marquette County



Zipcodes included in County of Resident Reports

**Residents of Marquette County**

53920	53930
53949	53952
53953	53964
54960	