
Residents of Menominee County

Motor Vehicle Crash Occupants, Hospitalizations, Emergency Room Visits and Fatalities 2003-2007

	Auto	Truck	Motorcycle	Bicycle	Pedestrian	Total
Crash Occupants	434	89	<input type="text"/>	0	<input type="text"/>	528
Hospitalized Cases	15	<input type="text"/>	<input type="text"/>	0	<input type="text"/>	19
Hospital Charges	\$559,919	\$29,954	\$12,708	\$0	\$9,819	\$612,400
Emergency Room Visits	88	17	0	0	<input type="text"/>	86
Emergency Room Charges	\$127,271	\$32,795	\$0	\$0	\$47	\$106,537
Deaths	6	0	0	0	0	6

Indicates a value < 6

**Residents of Menominee County
Hospitalization Charges by Vehicle Type
2003-2007**

	Auto	Truck	Motorcycle	Bicycle	Pedestrian
Hospital Charges	\$559,919	\$29,954	\$12,708	\$0	\$9,819
Total Crash Occupants	434	89		0	
Hospital Charge/Occupant	\$1,290.14	\$336.56	\$12,708.00	#DIV/0!	\$2,454.75

**Hospitalization Rates by Vehicle Type
2003-2007**

	Auto	Truck	Motorcycle	Bicycle	Pedestrian
Hospital Cases	15			0	
Total Crash Occupants	434	89		0	
Hospitalization Rate/Crash Occupant	3.5%	2.2%		#DIV/0!	25.0%

**Emergency Room Charges by Vehicle Type
2003-2007**

	Auto	Truck	Motorcycle	Bicycle	Pedestrian
ER Charges	\$127,271	\$32,795	\$0	\$0	\$47
Crash Occupants	434	89		0	
Emergency Room Charges/Crash Occupant	\$293	\$368	\$0	#DIV/0!	\$12

**Emergency Room Visits by Vehicle Type
2003-2007**

	Auto	Truck	Motorcycle	Bicycle	Pedestrian
Emergency Room Visits	88	17	0	0	
Total Crash Occupants	434	89		0	
Emergency Room Rate/Crash Occupant	20.3%	19.1%	0.0%	#DIV/0!	75.0%

Indicates a value < 4

**Residents of Menominee County
Occupants of Motor Vehicle Crashes
2003-2007**

	Auto	Truck	Motorcycle	Bicycle	Pedestrian	Total
2003	91	14	0	0		106
2004	89	18	0	0		108
2005	99	19	0	0	0	118
2006	83	20		0	0	104
2007	72	18	0	0		92
Five-Year Total	434	89		0		528

Indicates a value < 6

**Residents of Menominee County
Motor Vehicle Crash Hospitalizations, Hospital Charges and Emergency Room Visits and Charges
2003-2007**

	Auto	Truck	Motorcycle	Bicycle	Pedestrian	Total
2003						
Number of Cases	7	0	0	0		8
Total Charges	\$327,964	\$0	0	0	\$9,819	\$337,783
2004						
Number of Cases			0	0	0	
Total Charges	\$64,244	\$20,874	0	0	\$0	\$85,118
2005						
Number of Cases		0	0	0	0	
Total Charges	\$20,910	\$0	0	0	0	\$20,910
2006						
Number of Cases		0		0	0	
Total Charges	\$60,209	\$0	\$12,708	\$0	0	\$72,917
2007						
Number of Cases			0	0	0	
Total Charges	\$86,592	\$9,080	0	0	\$0	\$95,672
Five-YearTotal						
Number of Cases	15			0		19
Total Charges	\$559,919	\$29,954	\$12,708	\$0	\$9,819	\$612,400

**Motor Vehicle Crash Emergency Room Visits and Charges
2003-2007**

	Auto	Truck	Motorcycle	Bicycle	Pedestrian	Total
2003						
Number of Cases	19		0	0		21
Total Charges	\$17,314	\$274	0	0	\$45	\$17,633
2004						
Number of Cases	19		0	0	0	22
Total Charges	\$27,429	\$11,513	0	0	\$0	\$38,942
2005						
Number of Cases	15		0	0	0	21
Total Charges	\$16,885	\$8,196	0	0	0	\$25,081
2006						
Number of Cases	20		0	0	0	22
Total Charges	\$23,663	\$1,218	\$0	\$0	0	\$24,881
2007						
Number of Cases	15		0	0		22
Total Charges	\$41,980	\$11,594	0	0		\$53,576
Five -Year Total						
Number of Cases	88	17	0	0		86
Total Charges	\$127,271	\$32,795	\$0	\$0	\$47	\$106,537

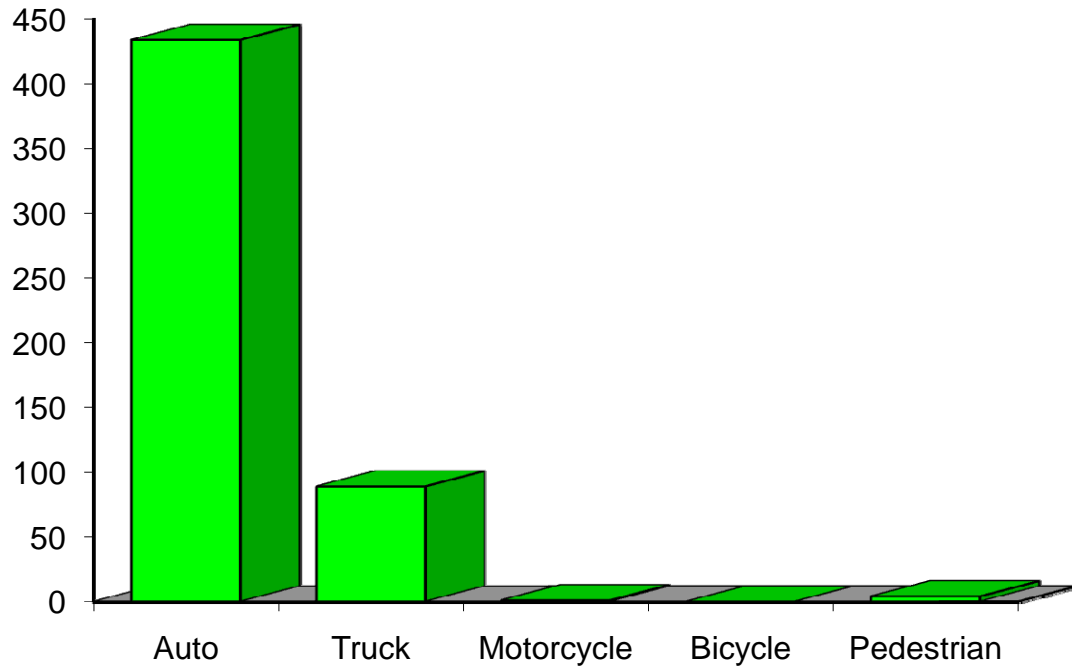
Indicates a value < 6

**Residents of Menominee County
Motor Vehicle Crash Deaths
2003-2007**

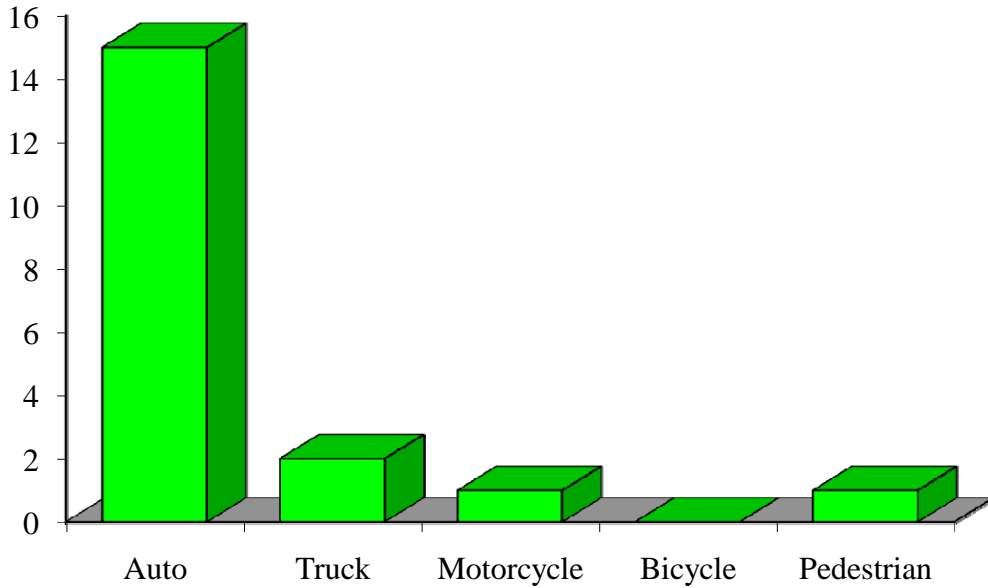
	Auto	Truck	Motorcycle	Bicycle	Pedestrian	Total
2003		0	0	0	0	
2004		0	0	0	0	
2005		0	0	0	0	
2006	0	0	0	0	0	0
2007	0	0	0	0	0	0
Five-Year Total		0	0	0	0	

Indicates a value < 6

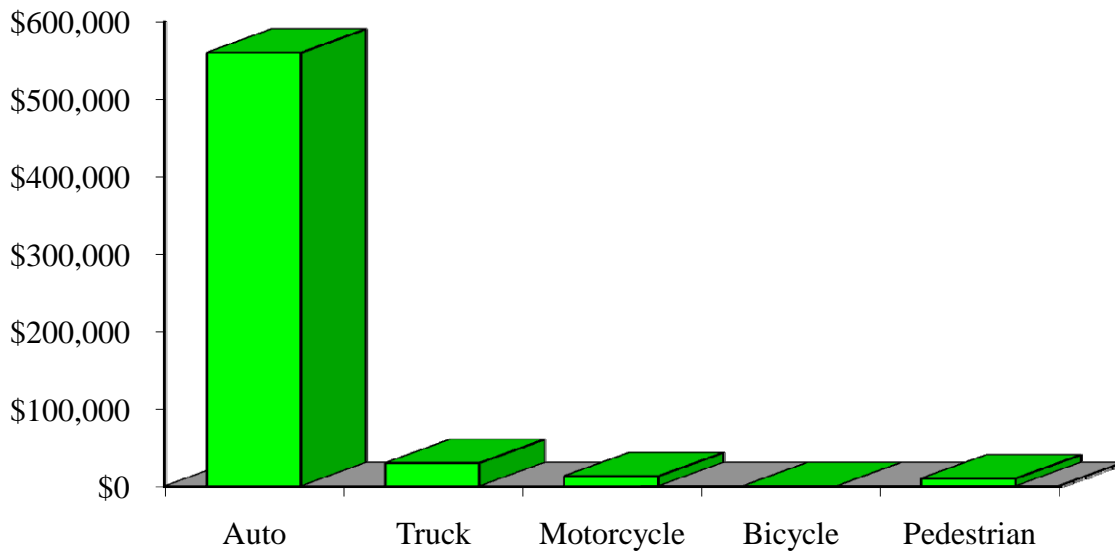
Crash Occupants by Vehicle Type Residents of Menominee County, 2003-2007



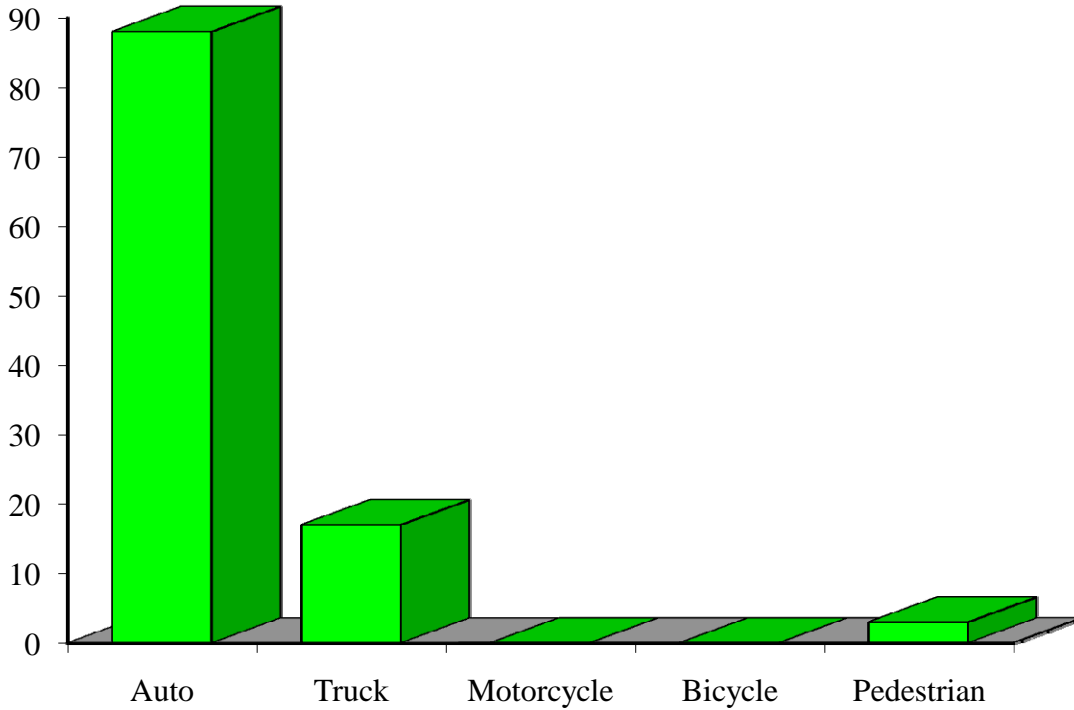
Hospitalizations by Vehicle Type Residents of Menominee County, 2003-2007



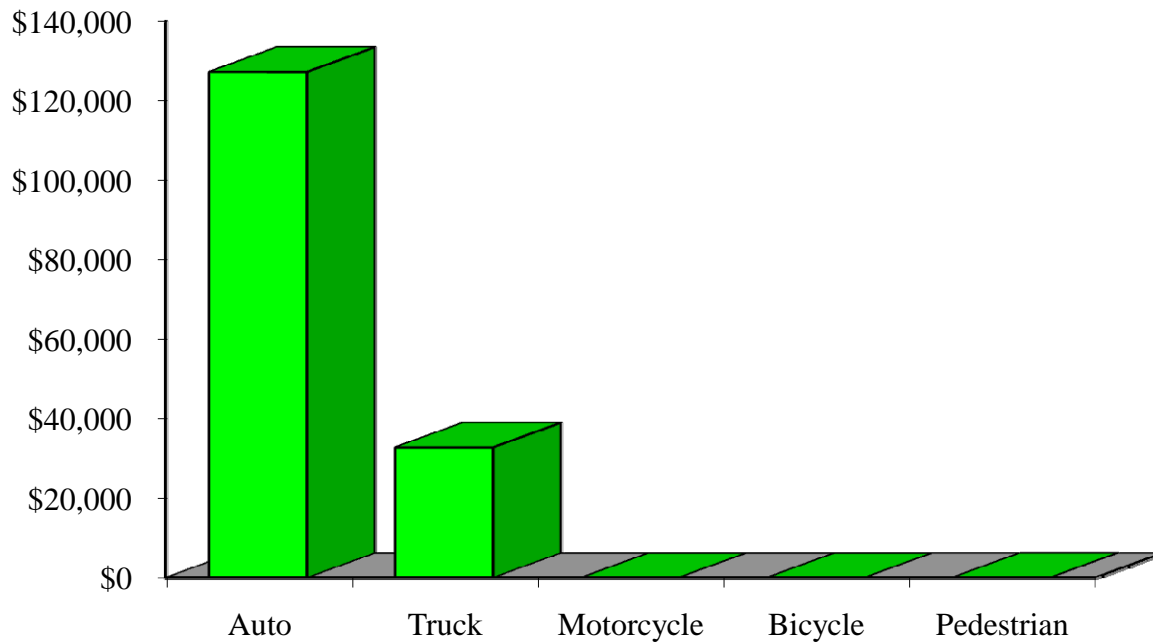
Hospital Charges by Vehicle Type Residents of Menominee County, 2003-2007



Emergency Room Visits by Vehicle Type Residents of Menominee County, 2003-2007



Emergency Room Charges by Vehicle Type Residents of Menominee County, 2003-2007



Residents of Menominee County and All Wisconsin 'Crash Occupants'

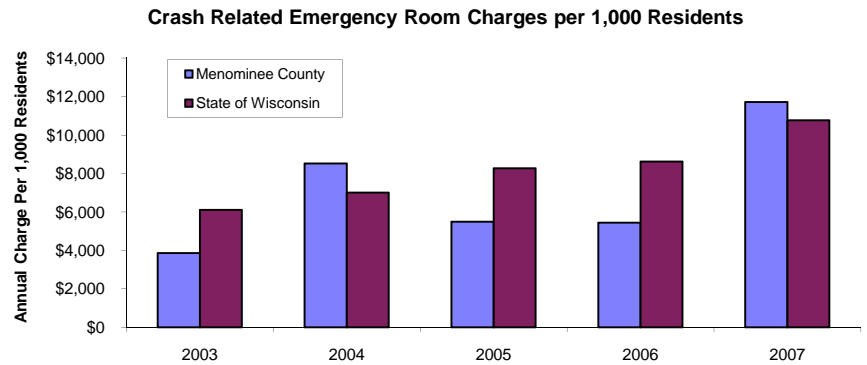
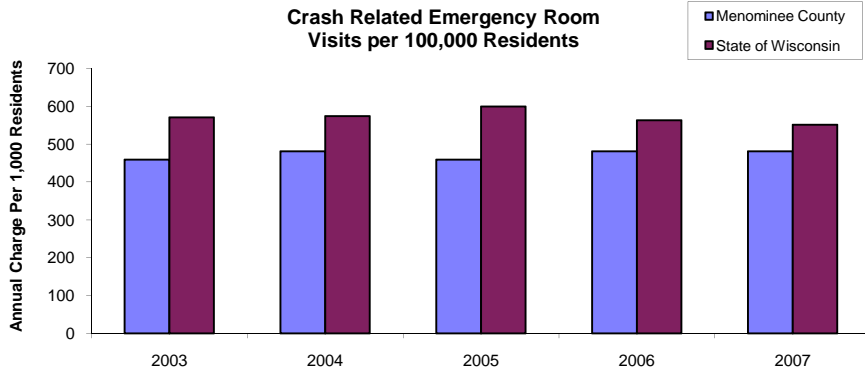
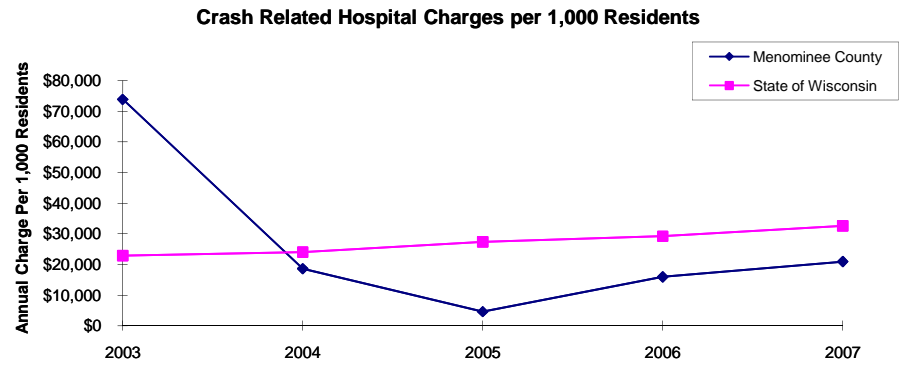
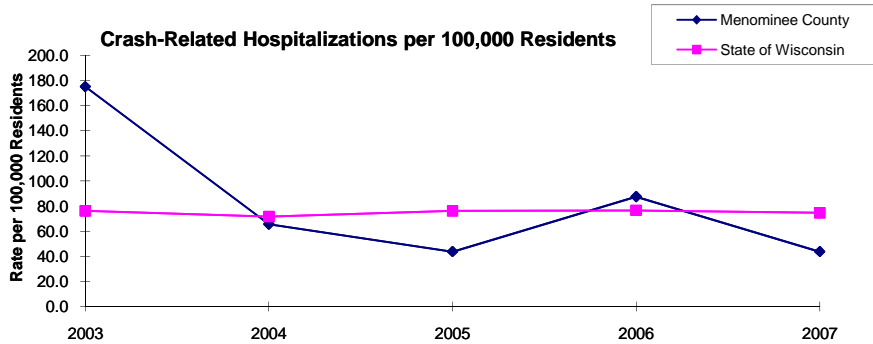
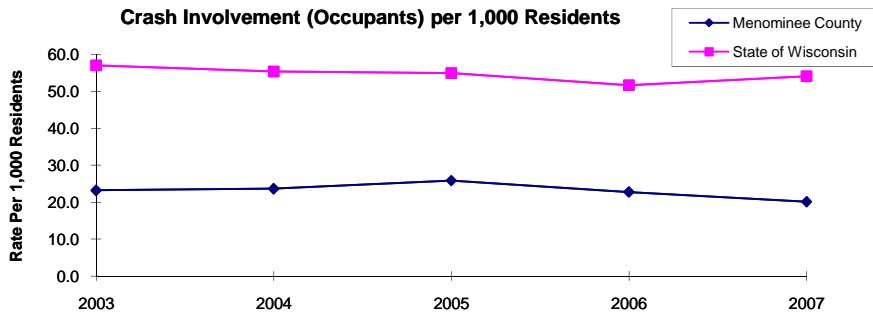
Crash Involvement Rates and Costs

2003-2007

	2003	2004	2005	2006	2007	Average
Annual Crash Involvement						
<i>Menominee County</i>						
Crash Occupants	106	108	118	104	92	106
<i>Rate per 1,000 Residents</i>	23.2	23.6	25.8	22.8	20.1	23.1
<i>State of Wisconsin</i>						
Crash Occupants	316,298	307,373	305,007	286,608	300,270	303,111
<i>Rate per 1,000 Residents</i>	57.0	55.4	55.0	51.6	54.1	54.6
Annual Crash-Related Hospitalizations						
<i>Menominee County</i>						
Crash-Related Hospitalizations	8					
<i>Rate per 100,000 Residents*</i>	175.1	65.7	43.8	87.5	43.8	83.2
<i>State of Wisconsin</i>						
Crash-Related Hospitalizations	4,234	3,983	4,232	4,253	4,146	4,170
<i>Rate per 100,000 Residents*</i>	76.3	71.8	76.3	76.6	74.7	75.1
Annual Crash-Related Hospital Charges						
<i>Menominee County</i>						
Total Crash Injury Hospital Charges	\$337,783	\$85,118	\$20,910	\$72,917	\$95,672	\$122,480
<i>Annual Charge per 1,000 Residents</i>	\$73,923	\$18,628	\$4,576	\$15,958	\$20,938	\$26,804
<i>State of Wisconsin</i>						
Total Crash Injury Hospital Charges	\$126,881,405	\$133,270,653	\$151,898,242	\$162,208,759	\$181,072,379	\$151,066,288
<i>Annual Charge per 1,000 Residents</i>	\$22,861	\$24,012	\$27,368	\$29,226	\$32,625	\$27,219
Annual Crash-Related Emergency Room Visits						
<i>Menominee County</i>						
Crash-Related Emergency Room Visits	21	22	21	22	22	22
<i>Rate per 100,000 Residents*</i>	459.6	481.5	459.6	481.5	481.5	476.0
<i>State of Wisconsin</i>						
Crash-Related Emergency Room Visits	31,664	31,866	33,269	31,268	30,615	\$31,755
<i>Rate per 100,000 Residents*</i>	570.5	574.1	599.4	563.4	551.6	572.1
Annual Crash-Related Emergency Room Charges						
<i>Menominee County</i>						
Total Crash Injury Emergency Room Charges	\$17,633	\$38,942	\$25,081	\$24,881	\$53,576	\$35,620
<i>Annual ER Charge per 1,000 Residents</i>	\$3,859	\$8,522	\$5,489	\$5,445	\$11,725	\$7,795
<i>State of Wisconsin</i>						
Crash Injury Emergency Room Charges	\$33,900,299	\$38,900,194	\$45,882,386	\$47,860,521	\$59,808,628	\$48,112,932
<i>Annual ER Charge per 1,000 Residents</i>	6,108	\$7,009	\$8,267	\$8,623	\$10,776	\$8,669
Average Annual Population (computed 2003-2007 population estimates)						
<i>Menominee County</i>	4,569	* Reported as a rate per 100,000 residents to better highlight				
<i>State of Wisconsin</i>	5,550,118	variations: 1.12 per 1,000 = 112 per 100,000.				

Population data estimates are available at the Demographic Services Center, Wisconsin Department of Administration

Residents of Menominee County



Zipcodes included in County of Resident Reports

Residents of Menominee County

54135

54150