

---

## Residents of Ozaukee County

### Motor Vehicle Crash Occupants, Hospitalizations, Emergency Room Visits and Fatalities 2003-2007

	Auto	Truck	Motorcycle	Bicycle	Pedestrian	Total
Crash Occupants	16,593	2,664	223	57	64	19,601
Hospitalized Cases	155	12	37		9	217
Hospital Charges	\$5,709,036	\$505,221	\$2,121,558	\$663,787	\$236,020	\$9,235,622
Emergency Room Visits	1,564	169	101	33	31	1,516
Emergency Room Charges	\$2,366,476	\$296,994	\$261,035	\$45,674	\$41,675	\$2,284,277
Deaths	26	4	4	0	1	35

Indicates a value < 6

**Residents of Ozaukee County  
Hospitalization Charges by Vehicle Type  
2003-2007**

	<b>Auto</b>	<b>Truck</b>	<b>Motorcycle</b>	<b>Bicycle</b>	<b>Pedestrian</b>
Hospital Charges	\$5,709,036	\$505,221	\$2,121,558	\$663,787	\$236,020
Total Crash Occupants	16,593	2,664	223	57	64
<b>Hospital Charge/Occupant</b>	\$344.06	\$189.65	\$9,513.71	\$11,645.39	\$3,687.81

**Hospitalization Rates by Vehicle Type  
2003-2007**

	<b>Auto</b>	<b>Truck</b>	<b>Motorcycle</b>	<b>Bicycle</b>	<b>Pedestrian</b>
Hospital Cases	155	12	37		9
Total Crash Occupants	16,593	2,664	223	57	64
<b>Hospitalization Rate/Crash Occupant</b>	0.9%	0.5%	16.6%	7.0%	14.1%

**Emergency Room Charges by Vehicle Type  
2003-2007**

	<b>Auto</b>	<b>Truck</b>	<b>Motorcycle</b>	<b>Bicycle</b>	<b>Pedestrian</b>
ER Charges	\$2,366,476	\$296,994	\$261,035	\$45,674	\$41,675
Crash Occupants	16,593	2,664	223	57	64
<b>Emergency Room Charges/Crash Occupant</b>	\$143	\$111	\$1,171	\$801	\$651

**Emergency Room Visits by Vehicle Type  
2003-2007**

	<b>Auto</b>	<b>Truck</b>	<b>Motorcycle</b>	<b>Bicycle</b>	<b>Pedestrian</b>
Emergency Room Visits	1,564	169	101	33	31
Total Crash Occupants	16,593	2,664	223	57	64
<b>Emergency Room Rate/Crash Occupant</b>	9.4%	6.3%	45.3%	57.9%	48.4%

Indicates a value < 4

**Residents of Ozaukee County  
Occupants of Motor Vehicle Crashes  
2003-2007**

	<b>Auto</b>	<b>Truck</b>	<b>Motorcycle</b>	<b>Bicycle</b>	<b>Pedestrian</b>	<b>Total</b>
2003	3,301	522	48	11	10	3,892
2004	3,283	573	38	9	13	3,916
2005	3,524	563	46		9	4,148
2006	3,109	469	43	17	20	3,658
2007	3,376	537	48	14	12	3,987
Five-Year Total	16,593	2,664	223	57	64	19,601

Indicates a value < 6

**Residents of Ozaukee County  
Motor Vehicle Crash Hospitalizations, Hospital Charges and Emergency Room Visits and Charges  
2003-2007**

	<b>Auto</b>	<b>Truck</b>	<b>Motorcycle</b>	<b>Bicycle</b>	<b>Pedestrian</b>	<b>Total</b>
<b>2003</b>						
Number of Cases	37		7			47
Total Charges	\$891,115	\$16,148	\$306,433	\$26,254	\$2,119	\$1,242,069
<b>2004</b>						
Number of Cases	31		7			42
Total Charges	\$1,271,686	\$11,677	\$344,792	\$594,430	\$60,409	\$2,282,994
<b>2005</b>						
Number of Cases	27		7		0	41
Total Charges	\$977,942	\$179,184	\$182,486	\$43,103	\$0	\$1,382,715
<b>2006</b>						
Number of Cases	34		7	0		48
Total Charges	\$1,354,091	\$209,194	\$542,943	\$0	\$119,746	\$2,225,974
<b>2007</b>						
Number of Cases	26		9	0		39
Total Charges	\$1,214,202	\$89,018	\$744,904	\$0	\$53,746	\$2,101,870
<b>Five-YearTotal</b>						
Number of Cases	155	12	37		9	217
Total Charges	\$5,709,036	\$505,221	\$2,121,558	\$663,787	\$236,020	\$9,235,622

**Motor Vehicle Crash Emergency Room Visits and Charges  
2003-2007**

	<b>Auto</b>	<b>Truck</b>	<b>Motorcycle</b>	<b>Bicycle</b>	<b>Pedestrian</b>	<b>Total</b>
<b>2003</b>						
Number of Cases	279	26	21	7		338
Total Charges	\$366,081	\$29,953	\$65,061	\$14,824	\$10,494	\$486,413
<b>2004</b>						
Number of Cases	295	35	16			356
Total Charges	\$352,402	\$59,099	\$23,710	\$10,309	\$2,943	\$448,463
<b>2005</b>						
Number of Cases	343	37	24		7	413
Total Charges	\$490,000	\$52,841	\$60,092	\$1,192	\$13,954	\$618,079
<b>2006</b>						
Number of Cases	338	34	18	10	9	409
Total Charges	\$593,895	\$65,057	\$46,420	\$11,672	\$14,278	\$731,322
<b>2007</b>						
Number of Cases	309	37	22	8		382
Total Charges	\$564,098	\$90,044	\$65,752	\$7,677		\$727,577
<b>Five -Year Total</b>						
Number of Cases	1,564	169	101	33	31	1,516
Total Charges	\$2,366,476	\$296,994	\$261,035	\$45,674	\$41,675	\$2,284,277

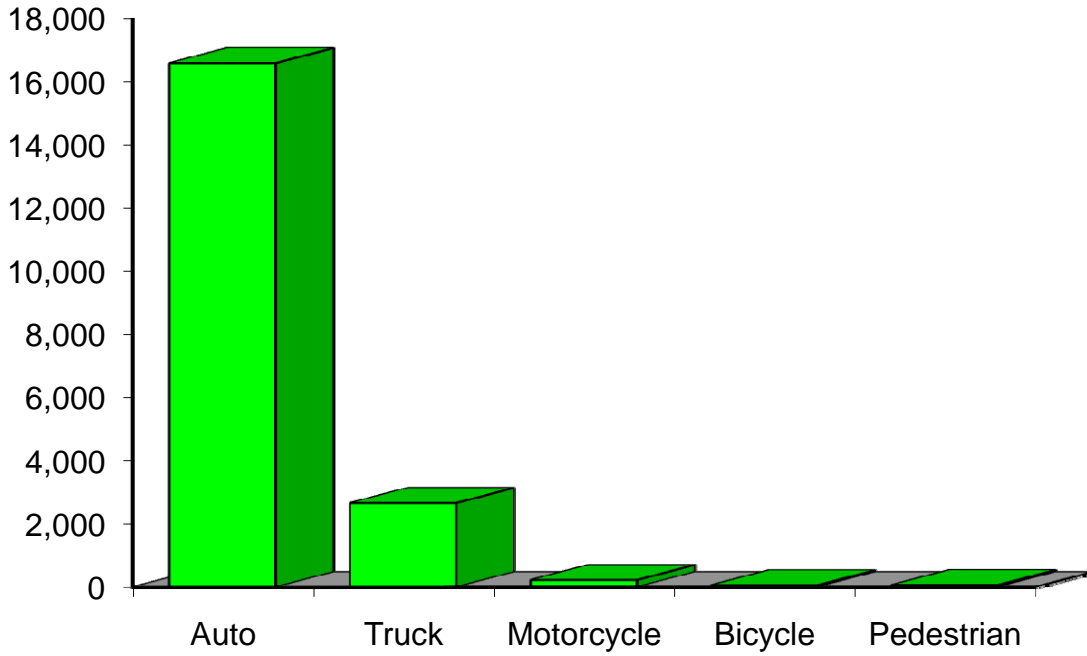
Indicates a value < 6

**Residents of Ozaukee County  
Motor Vehicle Crash Deaths  
2003-2007**

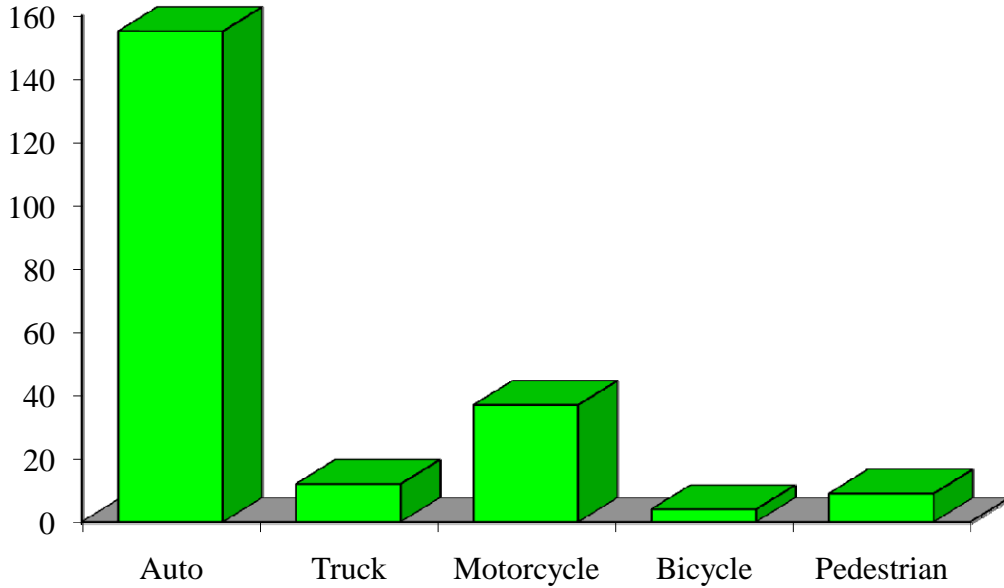
	<b>Auto</b>	<b>Truck</b>	<b>Motorcycle</b>	<b>Bicycle</b>	<b>Pedestrian</b>	<b>Total</b>
2003				0	0	
2004	7	0		0	0	8
2005		0		0	0	
2006				0	0	9
2007	8	0	0	0		9
Five-Year Total	26			0		35

Indicates a value < 6

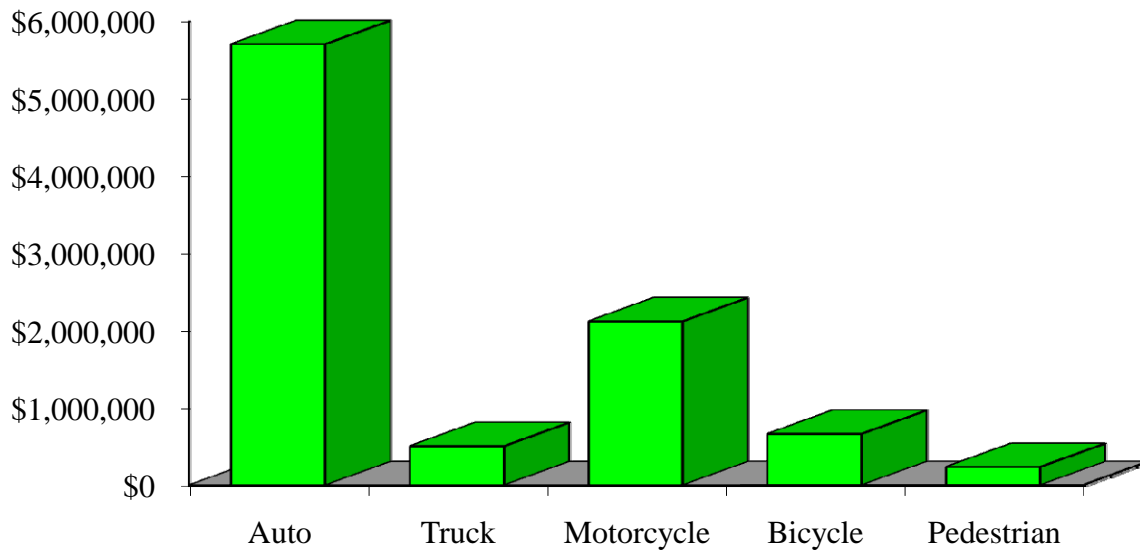
# Crash Occupants by Vehicle Type Residents of Ozaukee County, 2003-2007



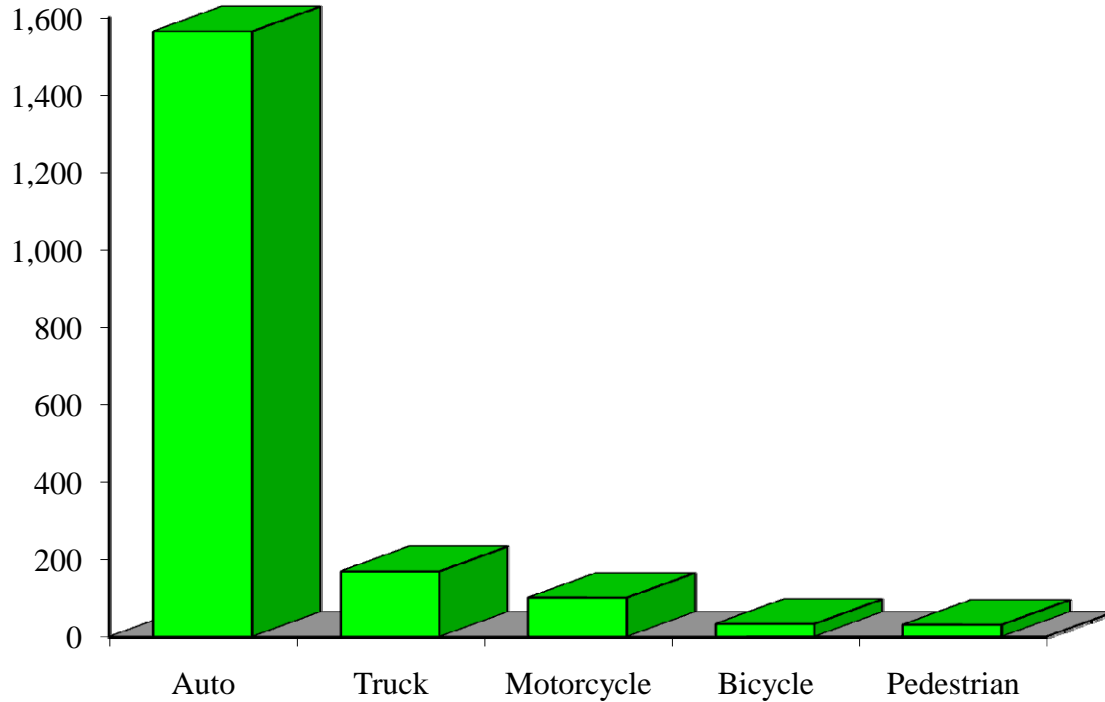
### Hospitalizations by Vehicle Type Residents of Ozaukee County, 2003-2007



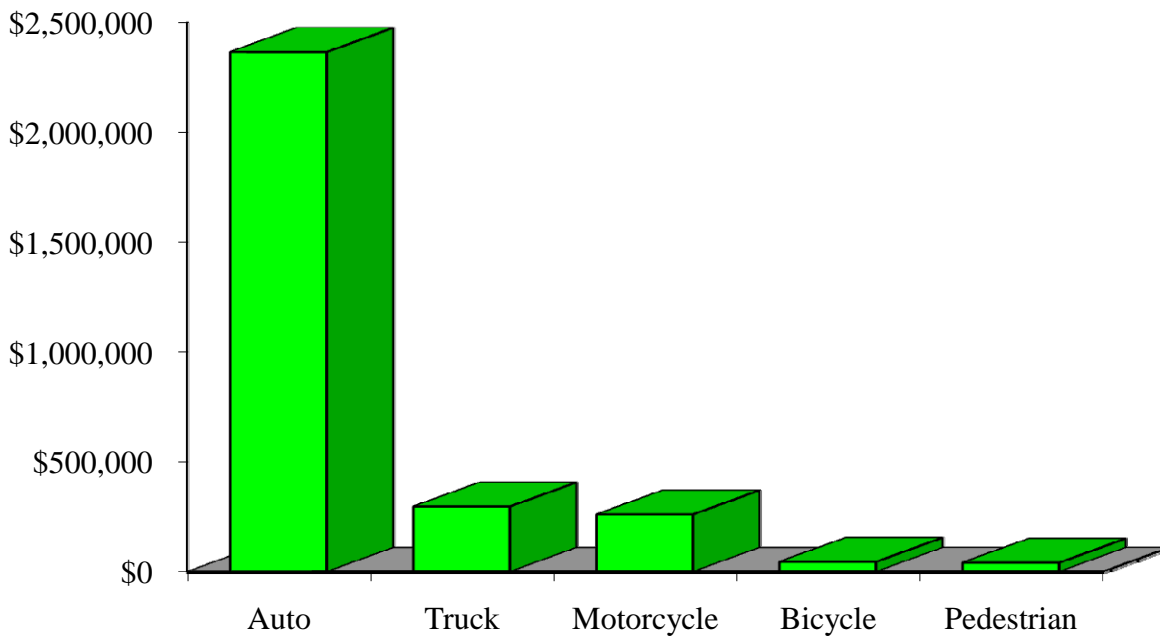
### Hospital Charges by Vehicle Type Residents of Ozaukee County, 2003-2007



### Emergency Room Visits by Vehicle Type Residents of Ozaukee County, 2003-2007



### Emergency Room Charges by Vehicle Type Residents of Ozaukee County, 2003-2007



**Residents of Ozaukee County and All Wisconsin 'Crash Occupants'**

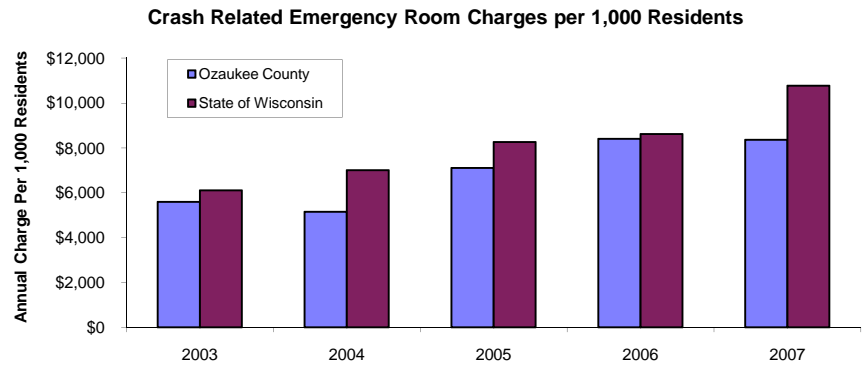
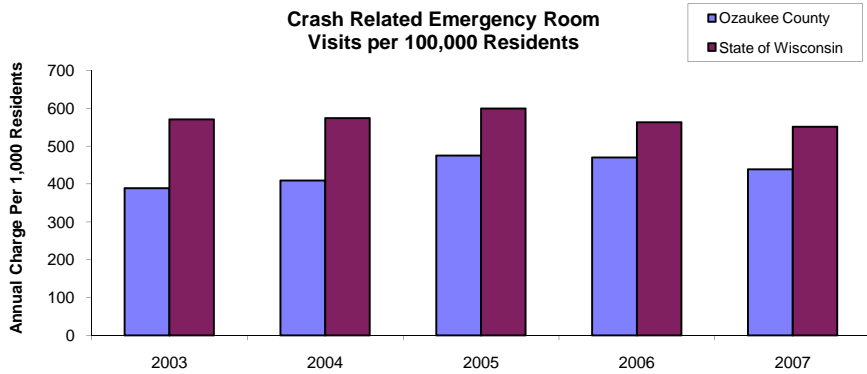
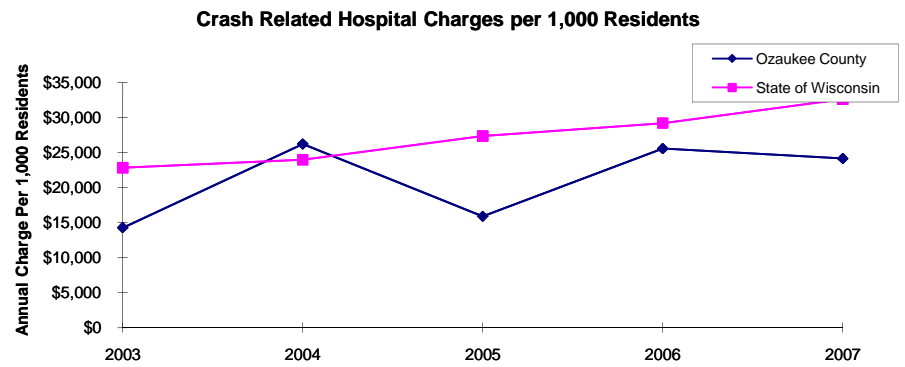
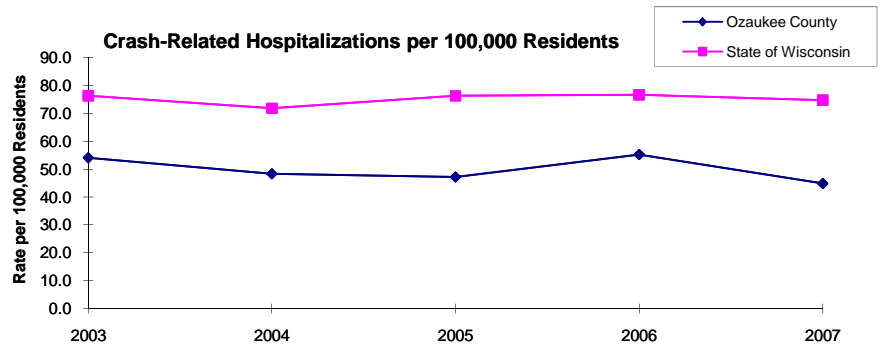
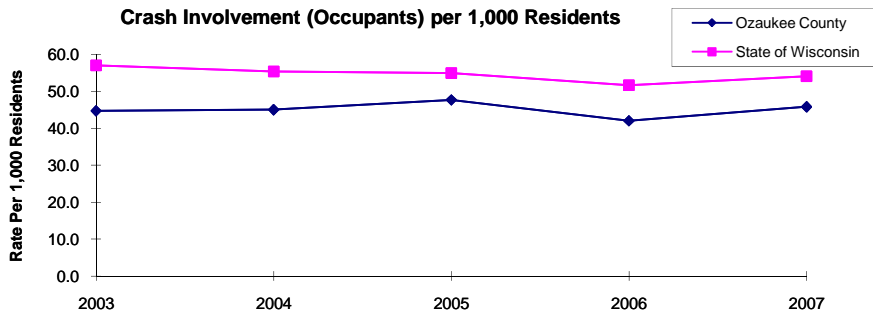
**Crash Involvement Rates and Costs**

**2003-2007**

	<b>2003</b>	<b>2004</b>	<b>2005</b>	<b>2006</b>	<b>2007</b>	<b>Average</b>
<b>Annual Crash Involvement</b>						
<i>Ozaukee County</i>						
Crash Occupants	3,892	3,916	4,148	3,658	3,987	3,920
<i>Rate per 1,000 Residents</i>	44.8	45.0	47.7	42.1	45.8	45.1
<i>State of Wisconsin</i>						
Crash Occupants	316,298	307,373	305,007	286,608	300,270	303,111
<i>Rate per 1,000 Residents</i>	57.0	55.4	55.0	51.6	54.1	54.6
<b>Annual Crash-Related Hospitalizations</b>						
<i>Ozaukee County</i>						
Crash-Related Hospitalizations	47	42	41	48	39	43
<i>Rate per 100,000 Residents*</i>	54.0	48.3	47.1	55.2	44.8	49.9
<i>State of Wisconsin</i>						
Crash-Related Hospitalizations	4,234	3,983	4,232	4,253	4,146	4,170
<i>Rate per 100,000 Residents*</i>	76.3	71.8	76.3	76.6	74.7	75.1
<b>Annual Crash-Related Hospital Charges</b>						
<i>Ozaukee County</i>						
Total Crash Injury Hospital Charges	\$1,242,069	\$2,282,994	\$1,382,715	\$2,225,974	\$2,101,870	\$1,847,124
<i>Annual Charge per 1,000 Residents</i>	\$14,282	\$26,251	\$15,899	\$25,595	\$24,168	\$21,239
<i>State of Wisconsin</i>						
Total Crash Injury Hospital Charges	\$126,881,405	\$133,270,653	\$151,898,242	\$162,208,759	\$181,072,379	\$151,066,288
<i>Annual Charge per 1,000 Residents</i>	\$22,861	\$24,012	\$27,368	\$29,226	\$32,625	\$27,219
<b>Annual Crash-Related Emergency Room Visits</b>						
<i>Ozaukee County</i>						
Crash-Related Emergency Room Visits	338	356	413	409	382	390
<i>Rate per 100,000 Residents*</i>	388.6	409.3	474.9	470.3	439.2	448.4
<i>State of Wisconsin</i>						
Crash-Related Emergency Room Visits	31,664	31,866	33,269	31,268	30,615	\$31,755
<i>Rate per 100,000 Residents*</i>	570.5	574.1	599.4	563.4	551.6	572.1
<b>Annual Crash-Related Emergency Room Charges</b>						
<i>Ozaukee County</i>						
Total Crash Injury Emergency Room Charges	\$486,413	\$448,463	\$618,079	\$731,322	\$727,577	\$631,360
<i>Annual ER Charge per 1,000 Residents</i>	\$5,593	\$5,157	\$7,107	\$8,409	\$8,366	\$7,260
<i>State of Wisconsin</i>						
Crash Injury Emergency Room Charges	\$33,900,299	\$38,900,194	\$45,882,386	\$47,860,521	\$59,808,628	\$48,112,932
<i>Annual ER Charge per 1,000 Residents</i>	6,108	\$7,009	\$8,267	\$8,623	\$10,776	\$8,669
<b>Average Annual Population (computed 2003-2007 population estimates)</b>						
<i>Ozaukee County</i>	86,969	* Reported as a rate per 100,000 residents to better highlight				
<i>State of Wisconsin</i>	5,550,118	variations: 1.12 per 1,000 = 112 per 100,000.				

Population data estimates are available at the Demographic Services Center, Wisconsin Department of Administration

## Residents of Ozaukee County



Zipcodes included in County of Resident Reports

**Residents of Ozaukee County**

53004	53012
53021	53024
53074	53080
53092	53097