
Residents of Sheboygan County

Motor Vehicle Crash Occupants, Hospitalizations, Emergency Room Visits and Fatalities 2003-2007

	Auto	Truck	Motorcycle	Bicycle	Pedestrian	Total
Crash Occupants	23,475	4,927	375	155	169	29,101
Hospitalized Cases	251	51	59	10	28	399
Hospital Charges	\$9,491,183	\$1,707,859	\$2,020,356	\$410,127	\$888,680	\$14,518,205
Emergency Room Visits	1,988	288	178	84	76	2,144
Emergency Room Charges	\$2,886,327	\$503,589	\$347,758	\$121,497	\$82,429	\$3,146,028
Deaths	45	7	6	1	5	64

Indicates a value < 6

**Residents of Sheboygan County
Hospitalization Charges by Vehicle Type
2003-2007**

	Auto	Truck	Motorcycle	Bicycle	Pedestrian
Hospital Charges	\$9,491,183	\$1,707,859	\$2,020,356	\$410,127	\$888,680
Total Crash Occupants	23,475	4,927	375	155	169
Hospital Charge/Occupant	\$404.31	\$346.63	\$5,387.62	\$2,645.98	\$5,258.46

**Hospitalization Rates by Vehicle Type
2003-2007**

	Auto	Truck	Motorcycle	Bicycle	Pedestrian
Hospital Cases	251	51	59	10	28
Total Crash Occupants	23,475	4,927	375	155	169
Hospitalization Rate/Crash Occupant	1.1%	1.0%	15.7%	6.5%	16.6%

**Emergency Room Charges by Vehicle Type
2003-2007**

	Auto	Truck	Motorcycle	Bicycle	Pedestrian
ER Charges	\$2,886,327	\$503,589	\$347,758	\$121,497	\$82,429
Crash Occupants	23,475	4,927	375	155	169
Emergency Room Charges/Crash Occupant	\$123	\$102	\$927	\$784	\$488

**Emergency Room Visits by Vehicle Type
2003-2007**

	Auto	Truck	Motorcycle	Bicycle	Pedestrian
Emergency Room Visits	1,988	288	178	84	76
Total Crash Occupants	23,475	4,927	375	155	169
Emergency Room Rate/Crash Occupant	8.5%	5.8%	47.5%	54.2%	45.0%

Indicates a value < 4

**Residents of Sheboygan County
Occupants of Motor Vehicle Crashes
2003-2007**

	Auto	Truck	Motorcycle	Bicycle	Pedestrian	Total
2003	4,734	1,052	64	30	26	5,906
2004	4,965	1,037	62	28	49	6,141
2005	4,918	1,047	72	36	34	6,107
2006	4,408	918	95	31	23	5,475
2007	4,450	873	82	30	37	5,472
Five-Year Total	23,475	4,927	375	155	169	29,101

Indicates a value < 6

**Residents of Sheboygan County
Motor Vehicle Crash Hospitalizations, Hospital Charges and Emergency Room Visits and Charges
2003-2007**

	Auto	Truck	Motorcycle	Bicycle	Pedestrian	Total
2003						
Number of Cases	65	12	9		8	98
Total Charges	\$1,751,565	\$185,838	\$243,324	\$28,554	\$101,914	\$2,311,195
2004						
Number of Cases	40	7	10		7	65
Total Charges	\$1,608,520	\$64,217	\$174,954	\$250,142	\$147,157	\$2,244,990
2005						
Number of Cases	51	14	9			80
Total Charges	\$2,498,248	\$595,413	\$206,614	\$58,756	\$146,102	\$3,505,133
2006						
Number of Cases	56	8	20			90
Total Charges	\$2,145,842	\$484,540	\$836,984	\$64,350	\$169,940	\$3,701,656
2007						
Number of Cases	39	10	11			66
Total Charges	\$1,487,008	\$377,851	\$558,480	\$8,325	\$323,567	\$2,755,231
Five-YearTotal						
Number of Cases	251	51	59	10	28	399
Total Charges	\$9,491,183	\$1,707,859	\$2,020,356	\$410,127	\$888,680	\$14,518,205

**Motor Vehicle Crash Emergency Room Visits and Charges
2003-2007**

	Auto	Truck	Motorcycle	Bicycle	Pedestrian	Total
2003						
Number of Cases	393	59	27	17	11	507
Total Charges	\$570,640	\$93,768	\$47,028	\$29,161	\$23,176	\$763,773
2004						
Number of Cases	433	60	33	15	20	561
Total Charges	\$669,380	\$102,029	\$73,162	\$15,306	\$29,861	\$889,738
2005						
Number of Cases	409	59	34	20	19	541
Total Charges	\$527,561	\$86,307	\$65,495	\$21,113	\$20,922	\$721,398
2006						
Number of Cases	415	46	45	19	10	535
Total Charges	\$574,500	\$85,464	\$71,354	\$31,347	\$8,454	\$771,119
2007						
Number of Cases	338	64	39	13	16	470
Total Charges	\$544,246	\$136,021	\$90,719	\$24,570	\$16	\$795,572
Five -Year Total						
Number of Cases	1,988	288	178	84	76	2,144
Total Charges	\$2,886,327	\$503,589	\$347,758	\$121,497	\$82,429	\$3,146,028

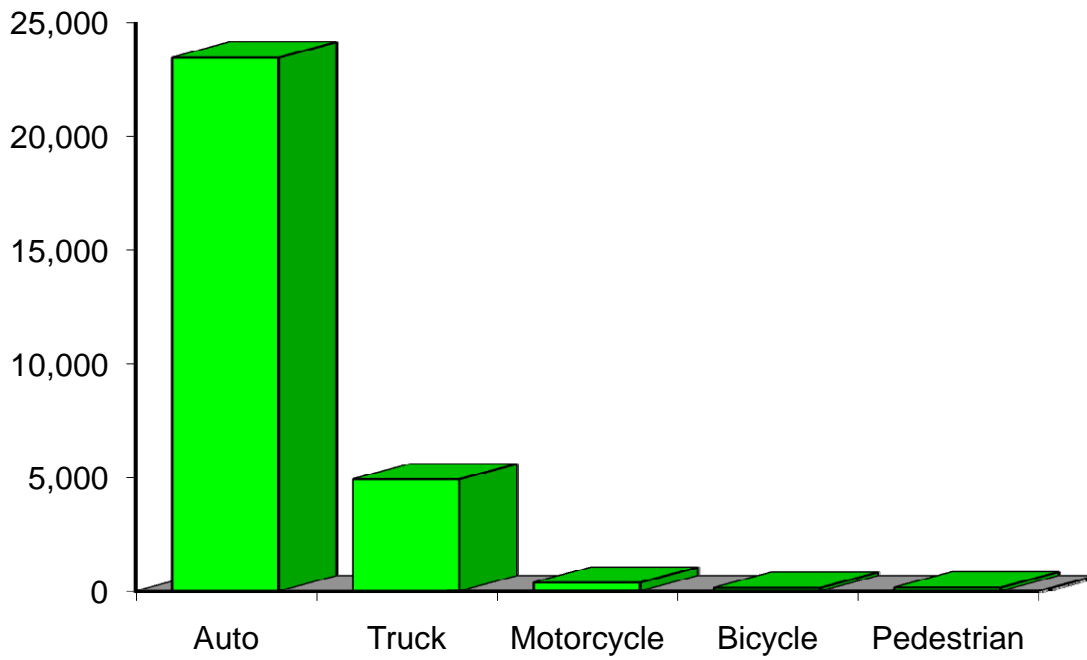
Indicates a value < 6

**Residents of Sheboygan County
Motor Vehicle Crash Deaths
2003-2007**

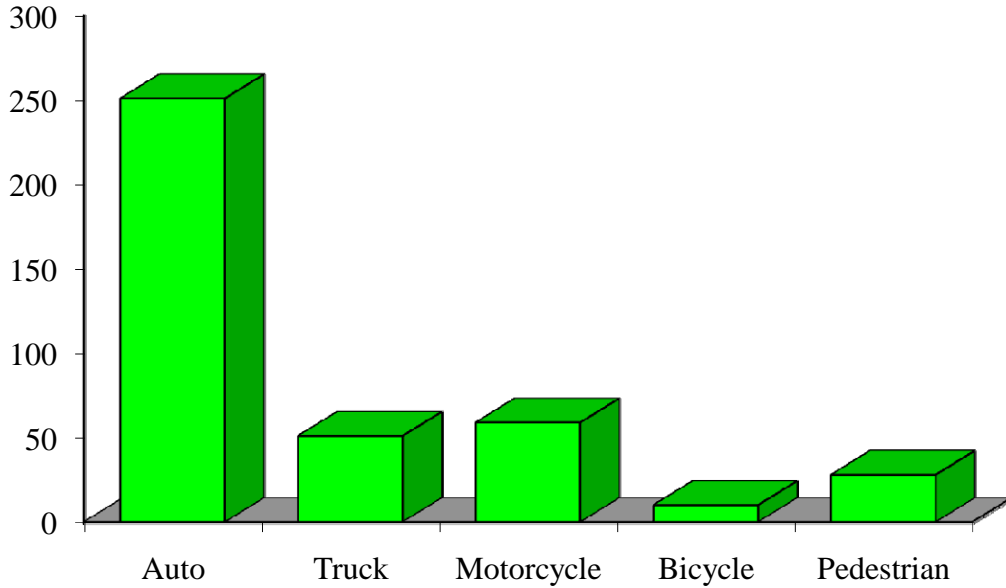
	Auto	Truck	Motorcycle	Bicycle	Pedestrian	Total
2003	11	0		0		13
2004	8			0		15
2005	10		0	0		12
2006	8	0				11
2007	8			0		13
Five-Year Total	45	7				64

Indicates a value < 6

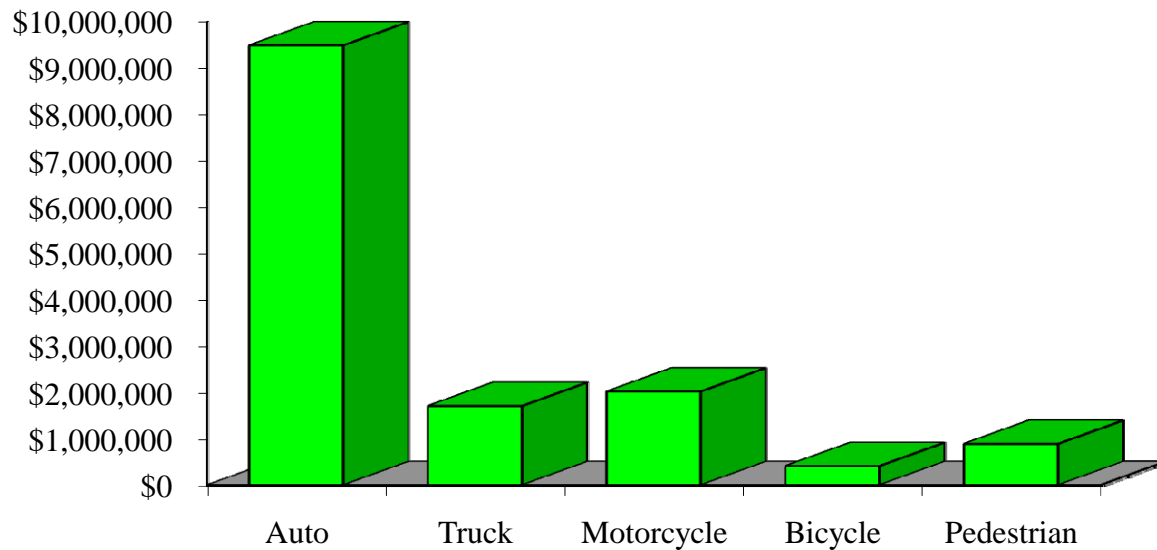
Crash Occupants by Vehicle Type Residents of Sheboygan County, 2003-2007



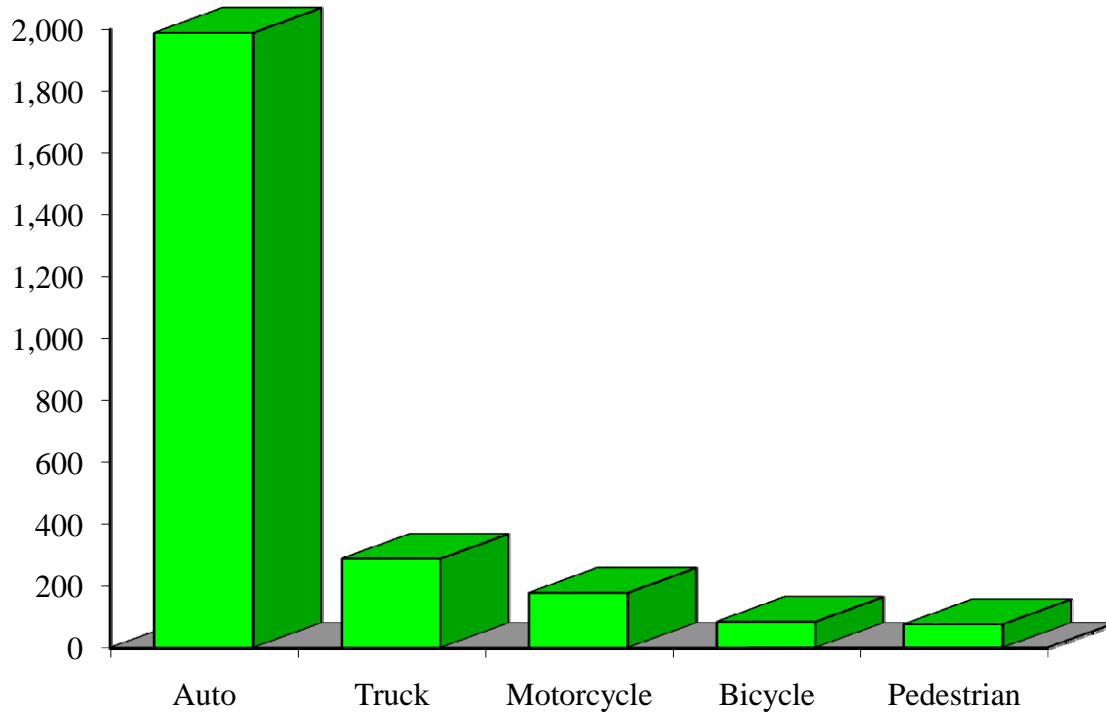
Hospitalizations by Vehicle Type Residents of Sheboygan County, 2003-2007



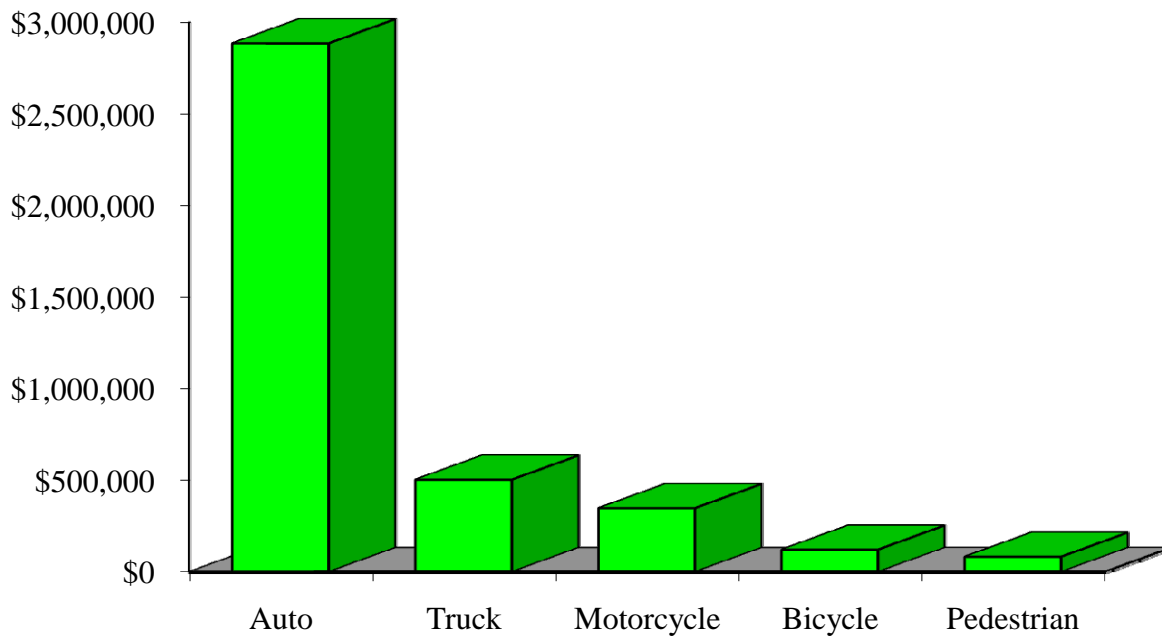
Hospital Charges by Vehicle Type Residents of Sheboygan County, 2003-2007



Emergency Room Visits by Vehicle Type Residents of Sheboygan County, 2003-2007



Emergency Room Charges by Vehicle Type Residents of Sheboygan County, 2003-2007



Residents of Sheboygan County and All Wisconsin 'Crash Occupants'
Crash Involvement Rates and Costs
2003-2007

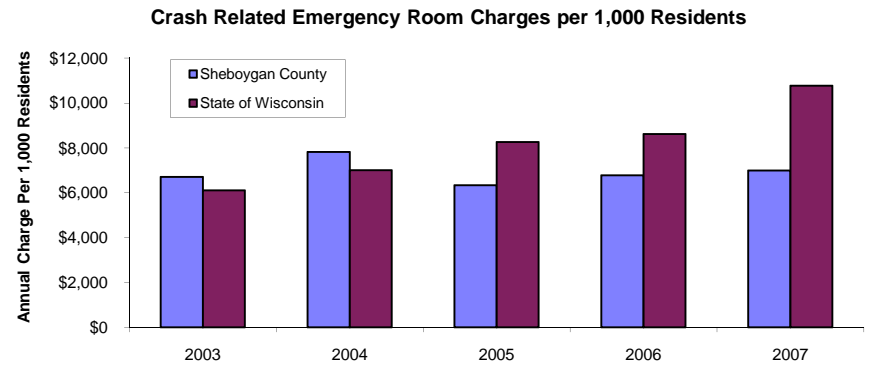
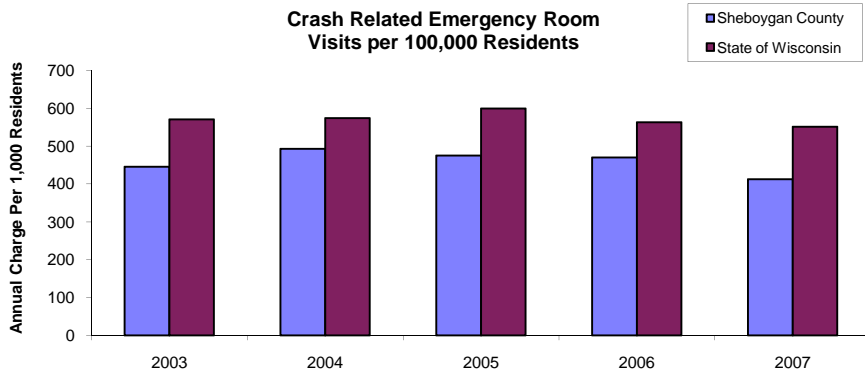
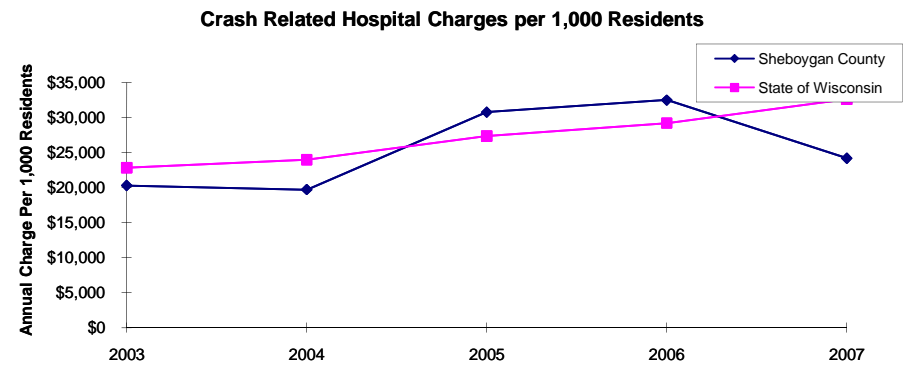
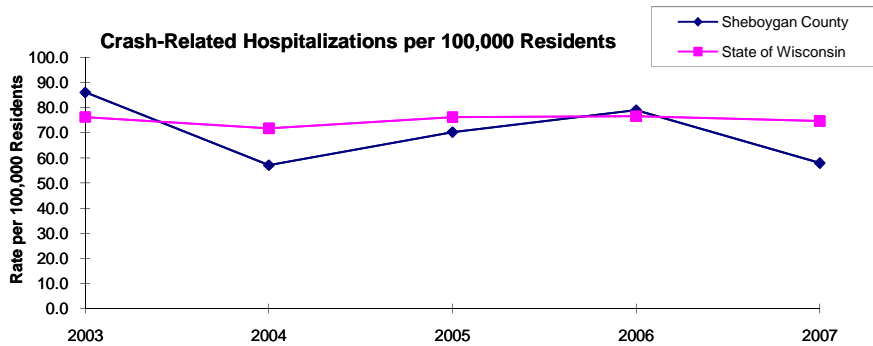
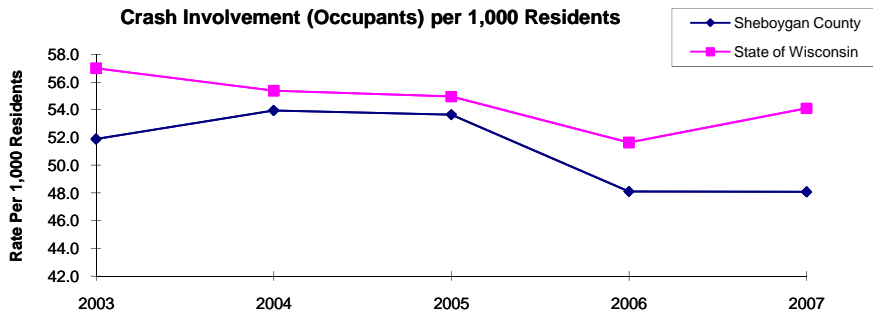
	2003	2004	2005	2006	2007	Average
Annual Crash Involvement						
<i>Sheboygan County</i>						
Crash Occupants	5,906	6,141	6,107	5,475	5,472	5,820
<i>Rate per 1,000 Residents</i>	51.9	54.0	53.7	48.1	48.1	51.1
<i>State of Wisconsin</i>						
Crash Occupants	316,298	307,373	305,007	286,608	300,270	303,111
<i>Rate per 1,000 Residents</i>	57.0	55.4	55.0	51.6	54.1	54.6
Annual Crash-Related Hospitalizations						
<i>Sheboygan County</i>						
Crash-Related Hospitalizations	98	65	80	90	66	80
<i>Rate per 100,000 Residents*</i>	86.1	57.1	70.3	79.1	58.0	70.1
<i>State of Wisconsin</i>						
Crash-Related Hospitalizations	4,234	3,983	4,232	4,253	4,146	4,170
<i>Rate per 100,000 Residents*</i>	76.3	71.8	76.3	76.6	74.7	75.1
Annual Crash-Related Hospital Charges						
<i>Sheboygan County</i>						
Total Crash Injury Hospital Charges	\$2,311,195	\$2,244,990	\$3,505,133	\$3,701,656	\$2,755,231	\$2,903,641
<i>Annual Charge per 1,000 Residents</i>	\$20,307	\$19,726	\$30,798	\$32,525	\$24,209	\$25,513
<i>State of Wisconsin</i>						
Total Crash Injury Hospital Charges	\$126,881,405	\$133,270,653	\$151,898,242	\$162,208,759	\$181,072,379	\$151,066,288
<i>Annual Charge per 1,000 Residents</i>	\$22,861	\$24,012	\$27,368	\$29,226	\$32,625	\$27,219
Annual Crash-Related Emergency Room Visits						
<i>Sheboygan County</i>						
Crash-Related Emergency Room Visits	507	561	541	535	470	527
<i>Rate per 100,000 Residents*</i>	445.5	492.9	475.3	470.1	413.0	462.8
<i>State of Wisconsin</i>						
Crash-Related Emergency Room Visits	31,664	31,866	33,269	31,268	30,615	\$31,755
<i>Rate per 100,000 Residents*</i>	570.5	574.1	599.4	563.4	551.6	572.1
Annual Crash-Related Emergency Room Charges						
<i>Sheboygan County</i>						
Total Crash Injury Emergency Room Charges	\$763,773	\$889,738	\$721,398	\$771,119	\$795,572	\$794,457
<i>Annual ER Charge per 1,000 Residents</i>	\$6,711	\$7,818	\$6,339	\$6,775	\$6,990	\$6,980
<i>State of Wisconsin</i>						
Crash Injury Emergency Room Charges	\$33,900,299	\$38,900,194	\$45,882,386	\$47,860,521	\$59,808,628	\$48,112,932
<i>Annual ER Charge per 1,000 Residents</i>	6,108	\$7,009	\$8,267	\$8,623	\$10,776	\$8,669

Average Annual Population (computed 2003-2007 population estimates)

<i>Sheboygan County</i>	113,811	* Reported as a rate per 100,000 residents to better highlight
<i>State of Wisconsin</i>	5,550,118	variations: 1.12 per 1,000 = 112 per 100,000.

Population data estimates are available at the Demographic Services Center, Wisconsin Department of Administration

Residents of Sheboygan County



Zipcodes included in County of Resident Reports

Residents of Sheboygan County

53001	53011
53013	53020
53023	53026
53031	53044
53070	53073
53075	53081
53082	53083
53084	53085