

---

## Residents of St Croix County

### Motor Vehicle Crash Occupants, Hospitalizations, Emergency Room Visits and Fatalities 2003-2007

	<b>Auto</b>	<b>Truck</b>	<b>Motorcycle</b>	<b>Bicycle</b>	<b>Pedestrian</b>	<b>Total</b>
Crash Occupants	9,943	2,901	183	40	51	13,118
Hospitalized Cases	47	11	14			77
Hospital Charges	\$787,281	\$160,391	\$353,182	\$34,459	\$37,816	\$1,373,129
Emergency Room Visits	882	169	73	19	18	914
Emergency Room Charges	\$984,811	\$202,984	\$174,274	\$23,980	\$17,409	\$964,346
Deaths	27	6	8	1	0	42

Indicates a value < 6

**Residents of St Croix County  
Hospitalization Charges by Vehicle Type  
2003-2007**

	<b>Auto</b>	<b>Truck</b>	<b>Motorcycle</b>	<b>Bicycle</b>	<b>Pedestrian</b>
Hospital Charges	\$787,281	\$160,391	\$353,182	\$34,459	\$37,816
Total Crash Occupants	9,943	2,901	183	40	51
<b>Hospital Charge/Occupant</b>	\$79.18	\$55.29	\$1,929.96	\$861.48	\$741.49

**Hospitalization Rates by Vehicle Type  
2003-2007**

	<b>Auto</b>	<b>Truck</b>	<b>Motorcycle</b>	<b>Bicycle</b>	<b>Pedestrian</b>
Hospital Cases	47	11	14		
Total Crash Occupants	9,943	2,901	183	40	51
<b>Hospitalization Rate/Crash Occupant</b>	0.5%	0.4%	7.7%	5.0%	5.9%

**Emergency Room Charges by Vehicle Type  
2003-2007**

	<b>Auto</b>	<b>Truck</b>	<b>Motorcycle</b>	<b>Bicycle</b>	<b>Pedestrian</b>
ER Charges	\$984,811	\$202,984	\$174,274	\$23,980	\$17,409
Crash Occupants	9,943	2,901	183	40	51
<b>Emergency Room Charges/Crash Occupant</b>	\$99	\$70	\$952	\$600	\$341

**Emergency Room Visits by Vehicle Type  
2003-2007**

	<b>Auto</b>	<b>Truck</b>	<b>Motorcycle</b>	<b>Bicycle</b>	<b>Pedestrian</b>
Emergency Room Visits	882	169	73	19	18
Total Crash Occupants	9,943	2,901	183	40	51
<b>Emergency Room Rate/Crash Occupant</b>	8.9%	5.8%	39.9%	47.5%	35.3%

Indicates a value < 4

**Residents of St Croix County  
Occupants of Motor Vehicle Crashes  
2003-2007**

	<b>Auto</b>	<b>Truck</b>	<b>Motorcycle</b>	<b>Bicycle</b>	<b>Pedestrian</b>	<b>Total</b>
2003	2,095	633	41		10	2,783
2004	1,960	618	26	9	10	2,623
2005	2,057	598	43	9	12	2,719
2006	1,779	470	28	12	12	2,301
2007	2,052	582	45		7	2,692
Five-Year Total	9,943	2,901	183	40	51	13,118

Indicates a value < 6

**Residents of St Croix County  
Motor Vehicle Crash Hospitalizations, Hospital Charges and Emergency Room Visits and Charges  
2003-2007**

	<b>Auto</b>	<b>Truck</b>	<b>Motorcycle</b>	<b>Bicycle</b>	<b>Pedestrian</b>	<b>Total</b>
<b>2003</b>						
Number of Cases	11			0		20
Total Charges	\$83,904	\$36,531	\$114,742	\$0	\$9,805	\$244,982
<b>2004</b>						
Number of Cases	13			0	0	17
Total Charges	\$105,383	\$26,865	\$5,188	\$0	\$0	\$137,436
<b>2005</b>						
Number of Cases	7			0		15
Total Charges	\$55,459	\$3,985	\$53,656	\$0	\$28,011	\$141,111
<b>2006</b>						
Number of Cases	8				0	13
Total Charges	\$447,907	\$1,615	\$168,641	\$4,389	\$0	\$622,552
<b>2007</b>						
Number of Cases	8				0	12
Total Charges	\$94,628	\$91,395	\$10,955	\$30,070	\$0	\$227,048
<b>Five-YearTotal</b>						
Number of Cases	47	11	14			77
Total Charges	\$787,281	\$160,391	\$353,182	\$34,459	\$37,816	\$1,373,129

**Motor Vehicle Crash Emergency Room Visits and Charges  
2003-2007**

	<b>Auto</b>	<b>Truck</b>	<b>Motorcycle</b>	<b>Bicycle</b>	<b>Pedestrian</b>	<b>Total</b>
<b>2003</b>						
Number of Cases	178	24	18			226
Total Charges	\$144,902	\$21,404	\$19,683	\$7,828	\$4,095	\$197,912
<b>2004</b>						
Number of Cases	161	39				214
Total Charges	\$148,622	\$37,206	\$8,215	\$2,785	\$1,449	\$198,277
<b>2005</b>						
Number of Cases	182	34	20			242
Total Charges	\$182,686	\$28,833	\$56,094	\$4,911	\$1,617	\$274,141
<b>2006</b>						
Number of Cases	185	25	11			232
Total Charges	\$229,638	\$34,479	\$14,551	\$5,103	\$10,245	\$294,016
<b>2007</b>						
Number of Cases	176	47	18			247
Total Charges	\$278,963	\$81,062	\$75,731	\$3,353		\$439,112
<b>Five -Year Total</b>						
Number of Cases	882	169	73	19	18	914
Total Charges	\$984,811	\$202,984	\$174,274	\$23,980	\$17,409	\$964,346

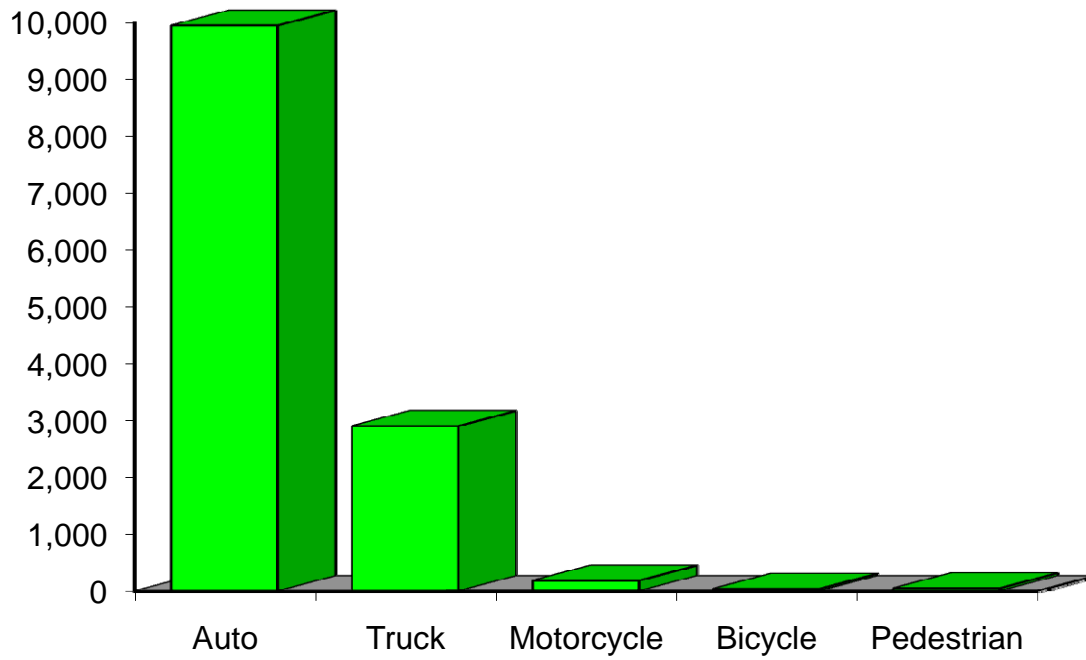
Indicates a value < 6

**Residents of St Croix County  
Motor Vehicle Crash Deaths  
2003-2007**

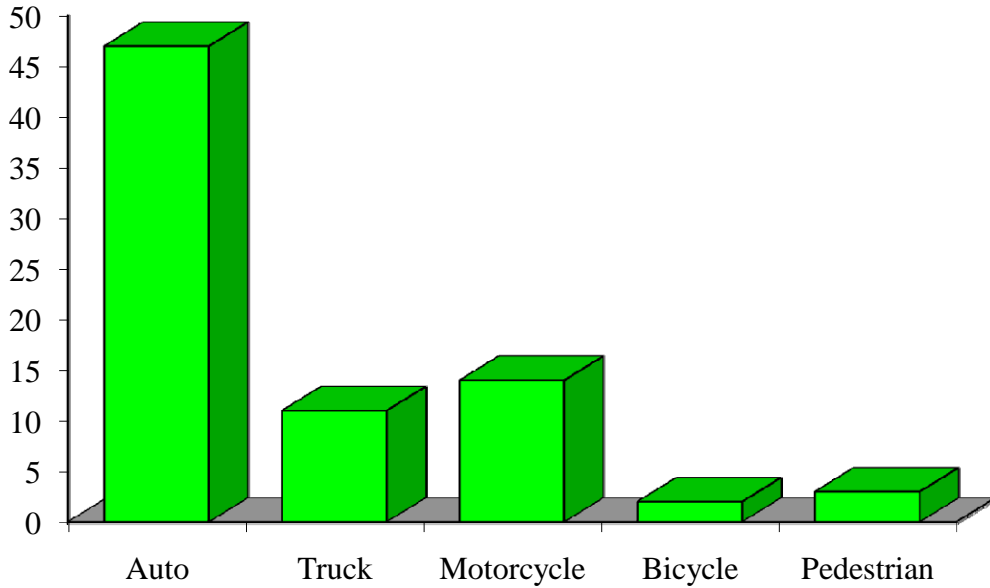
	<b>Auto</b>	<b>Truck</b>	<b>Motorcycle</b>	<b>Bicycle</b>	<b>Pedestrian</b>	<b>Total</b>
2003	9			0	0	13
2004				0	0	7
2005		0			0	8
2006		0		0	0	
2007				0	0	9
Five-Year Total	27		8		0	42

Indicates a value < 6

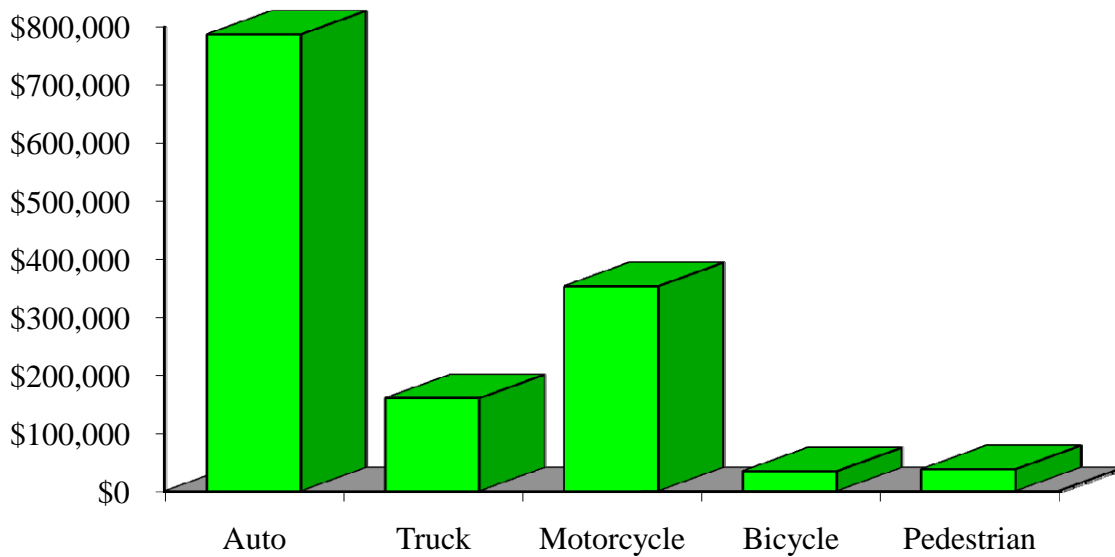
## Crash Occupants by Vehicle Type Residents of St Croix County, 2003-2007



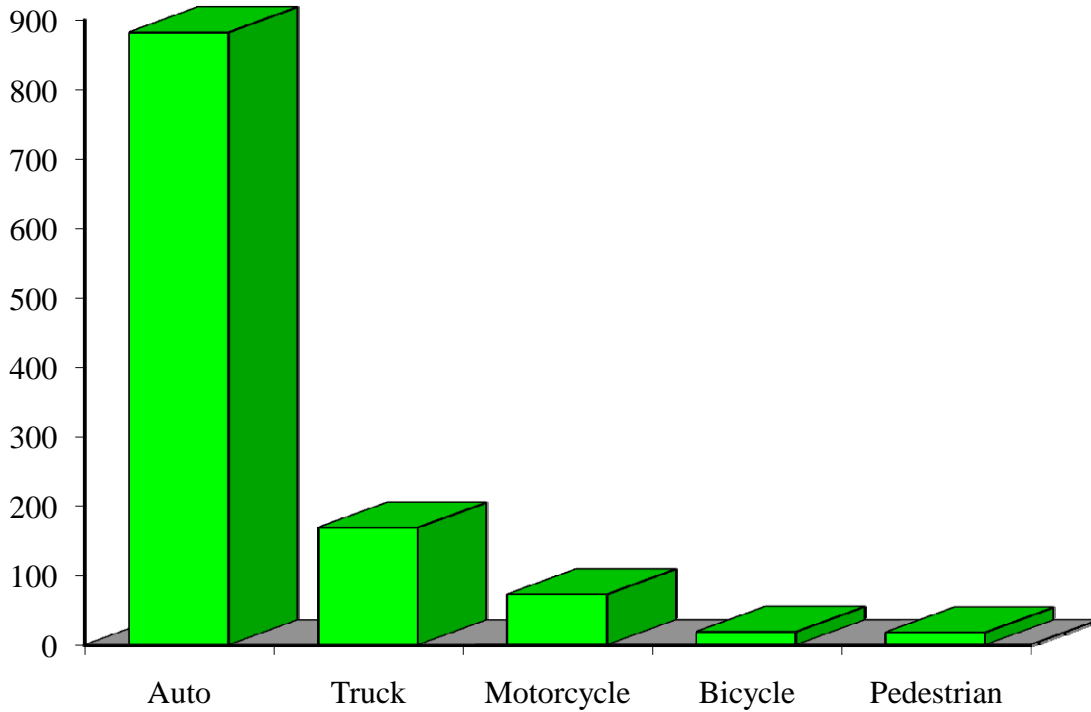
### Hospitalizations by Vehicle Type Residents of St Croix County, 2003-2007



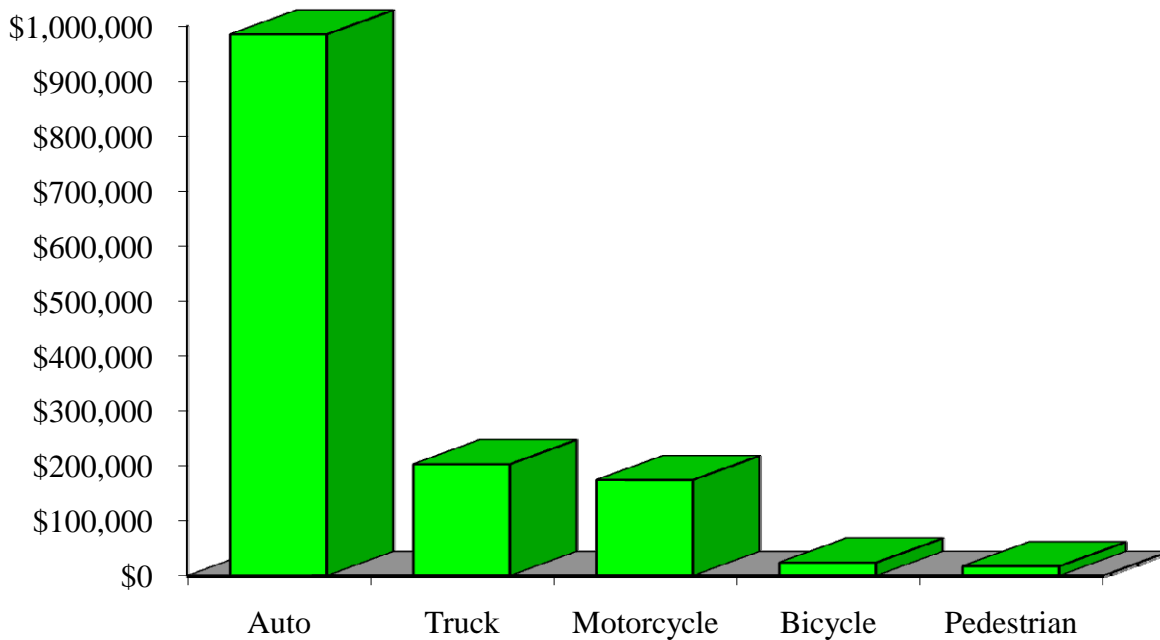
### Hospital Charges by Vehicle Type Residents of St Croix County, 2003-2007



### Emergency Room Visits by Vehicle Type Residents of St Croix County, 2003-2007



### Emergency Room Charges by Vehicle Type Residents of St Croix County, 2003-2007



**Residents of St Croix County and All Wisconsin 'Crash Occupants'**

**Crash Involvement Rates and Costs**

**2003-2007**

	<b>2003</b>	<b>2004</b>	<b>2005</b>	<b>2006</b>	<b>2007</b>	<b>Average</b>
--	-------------	-------------	-------------	-------------	-------------	----------------

**Annual Crash Involvement**

<i>St Croix County</i>						
Crash Occupants	2,783	2,623	2,719	2,301	2,692	2,624
<i>Rate per 1,000 Residents</i>	40.7	38.3	39.7	33.6	39.3	38.3

*State of Wisconsin*

Crash Occupants	316,298	307,373	305,007	286,608	300,270	303,111
<i>Rate per 1,000 Residents</i>	57.0	55.4	55.0	51.6	54.1	54.6

**Annual Crash-Related Hospitalizations**

<i>St Croix County</i>						
Crash-Related Hospitalizations	20	17	15	13	12	15
<i>Rate per 100,000 Residents*</i>	29.2	24.8	21.9	19.0	17.5	22.5

*State of Wisconsin*

Crash-Related Hospitalizations	4,234	3,983	4,232	4,253	4,146	4,170
<i>Rate per 100,000 Residents*</i>	76.3	71.8	76.3	76.6	74.7	75.1

**Annual Crash-Related Hospital Charges**

<i>St Croix County</i>						
Total Crash Injury Hospital Charges	\$244,982	\$137,436	\$141,111	\$622,552	\$227,048	\$274,626
<i>Annual Charge per 1,000 Residents</i>	\$3,579	\$2,008	\$2,062	\$9,096	\$3,317	\$4,012

*State of Wisconsin*

Total Crash Injury Hospital Charges	\$126,881,405	\$133,270,653	\$151,898,242	\$162,208,759	\$181,072,379	\$151,066,288
<i>Annual Charge per 1,000 Residents</i>	\$22,861	\$24,012	\$27,368	\$29,226	\$32,625	\$27,219

**Annual Crash-Related Emergency Room Visits**

<i>St Croix County</i>						
Crash-Related Emergency Room Visits	226	214	242	232	247	234
<i>Rate per 100,000 Residents*</i>	330.2	312.7	353.6	339.0	360.9	341.5

*State of Wisconsin*

Crash-Related Emergency Room Visits	31,664	31,866	33,269	31,268	30,615	\$31,755
<i>Rate per 100,000 Residents*</i>	570.5	574.1	599.4	563.4	551.6	572.1

**Annual Crash-Related Emergency Room Charges**

<i>St Croix County</i>						
Total Crash Injury Emergency Room Charges	\$197,912	\$198,277	\$274,141	\$294,016	\$439,112	\$301,387
<i>Annual ER Charge per 1,000 Residents</i>	\$2,892	\$2,897	\$4,005	\$4,296	\$6,416	\$4,403

*State of Wisconsin*

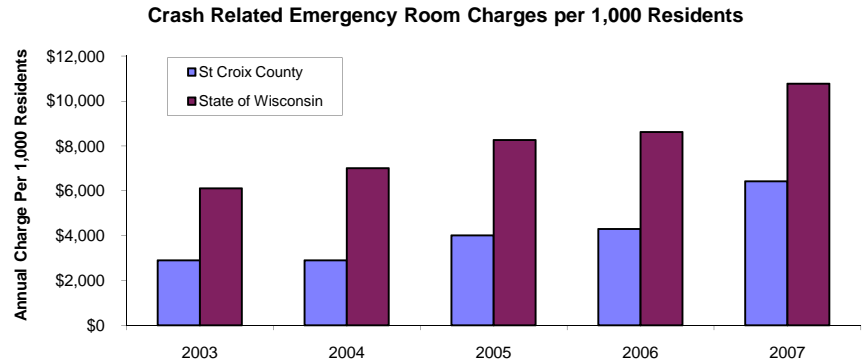
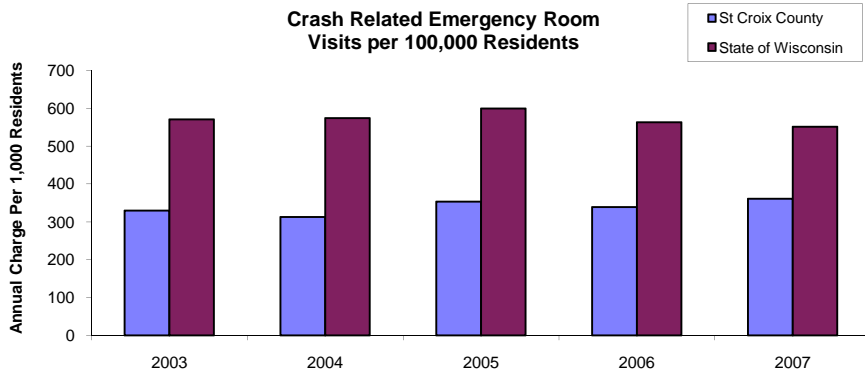
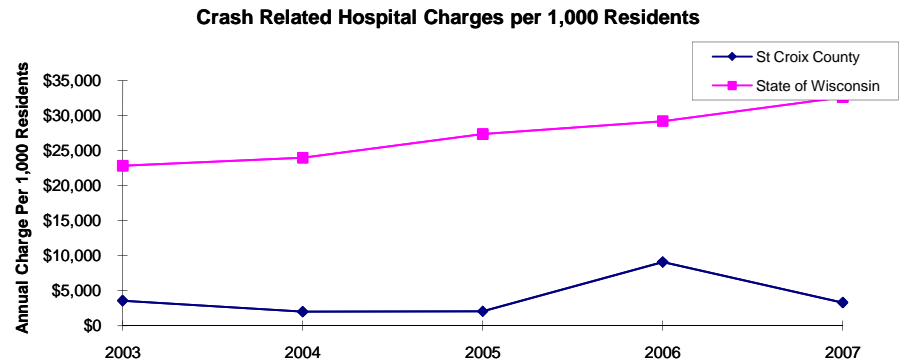
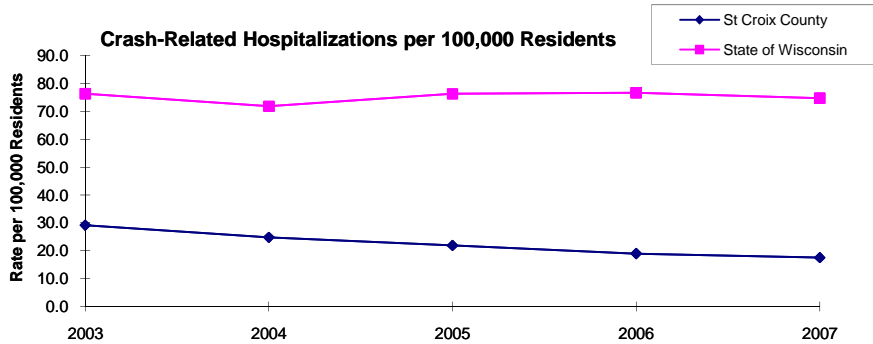
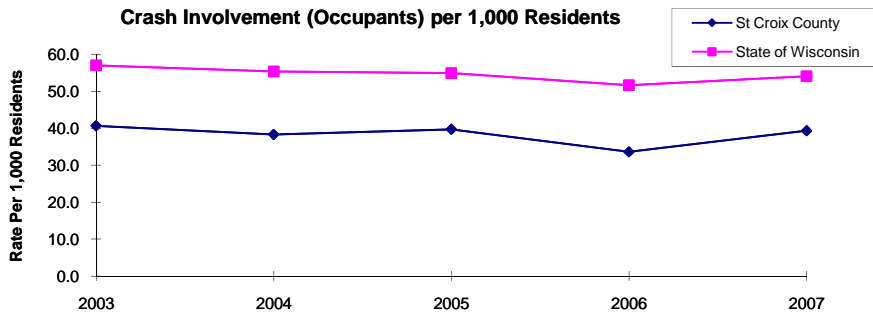
Crash Injury Emergency Room Charges	\$33,900,299	\$38,900,194	\$45,882,386	\$47,860,521	\$59,808,628	\$48,112,932
<i>Annual ER Charge per 1,000 Residents</i>	6,108	\$7,009	\$8,267	\$8,623	\$10,776	\$8,669

**Average Annual Population (computed 2003-2007 population estimates)**

<i>St Croix County</i>	68,445	* Reported as a rate per 100,000 residents to better highlight
<i>State of Wisconsin</i>	5,550,118	variations: 1.12 per 1,000 = 112 per 100,000.

Population data estimates are available at the Demographic Services Center, Wisconsin Department of Administration

## Residents of St Croix County



Zipcodes included in County of Resident Reports

**Residents of St Croix County**

54002	54007
54012	54013
54015	54016
54017	54023-54082