
Residents of Adams County

Motor Vehicle Crash Occupants, Hospitalizations, Emergency Room Visits and Fatalities 2003-2007

	Auto	Truck	Motorcycle	Bicycle	Pedestrian	Total
Crash Occupants	2,187	711	37	8	22	2,965
Hospitalized Cases	51	17	16			87
Hospital Charges	\$1,756,439	\$889,890	\$857,163	\$5,524	\$72,087	\$3,581,103
Emergency Room Visits	326	47	18		18	334
Emergency Room Charges	\$347,086	\$51,376	\$23,549	\$818	\$12,586	\$311,437
Deaths	8	1	2	0	0	11

Indicates a value < 6

**Residents of Adams County
Hospitalization Charges by Vehicle Type
2003-2007**

	Auto	Truck	Motorcycle	Bicycle	Pedestrian
Hospital Charges	\$1,756,439	\$889,890	\$857,163	\$5,524	\$72,087
Total Crash Occupants	2,187	711	37	8	22
Hospital Charge/Occupant	\$803.13	\$1,251.60	\$23,166.57	\$690.50	\$3,276.68

**Hospitalization Rates by Vehicle Type
2003-2007**

	Auto	Truck	Motorcycle	Bicycle	Pedestrian
Hospital Cases	51	17	16		
Total Crash Occupants	2,187	711	37	8	22
Hospitalization Rate/Crash Occupant	2.3%	2.4%	43.2%	12.5%	9.1%

**Emergency Room Charges by Vehicle Type
2003-2007**

	Auto	Truck	Motorcycle	Bicycle	Pedestrian
ER Charges	\$347,086	\$51,376	\$23,549	\$818	\$12,586
Crash Occupants	2,187	711	37	8	22
Emergency Room Charges/Crash Occupant	\$159	\$72	\$636	\$102	\$572

**Emergency Room Visits by Vehicle Type
2003-2007**

	Auto	Truck	Motorcycle	Bicycle	Pedestrian
Emergency Room Visits	326	47	18		18
Total Crash Occupants	2,187	711	37	8	22
Emergency Room Rate/Crash Occupant	14.9%	6.6%	48.6%	37.5%	81.8%

Indicates a value < 4

**Residents of Adams County
Occupants of Motor Vehicle Crashes
2003-2007**

	Auto	Truck	Motorcycle	Bicycle	Pedestrian	Total
2003	525	149				685
2004	434	138	9			588
2005	410	135	10			559
2006	399	138	7			551
2007	419	151	7			582
Five-Year Total	2,187	711	37	8	22	2,965

Indicates a value < 6

Residents of Adams County
Motor Vehicle Crash Hospitalizations, Hospital Charges and Emergency Room Visits and Charges
2003-2007

	Auto	Truck	Motorcycle	Bicycle	Pedestrian	Total
2003						
Number of Cases	19			0	0	25
Total Charges	\$454,422	\$233,571	\$89,102	\$0	\$0	\$777,095
2004						
Number of Cases	7				0	17
Total Charges	\$133,564	\$185,244	\$531,205	\$5,524	\$0	\$855,537
2005						
Number of Cases	11			0		18
Total Charges	\$234,480	\$62,433	\$110,507	\$0	\$67,829	\$475,249
2006						
Number of Cases	10			0		19
Total Charges	\$669,469	\$219,075	\$108,443	\$0	\$4,258	\$1,001,245
2007						
Number of Cases				0	0	8
Total Charges	\$264,504	\$189,567	\$17,906	\$0	\$0	\$471,977
Five-YearTotal						
Number of Cases	51	17	16			87
Total Charges	\$1,756,439	\$889,890	\$857,163	\$5,524	\$72,087	\$3,581,103

Motor Vehicle Crash Emergency Room Visits and Charges
2003-2007

	Auto	Truck	Motorcycle	Bicycle	Pedestrian	Total
2003						
Number of Cases	77	7		0		91
Total Charges	\$72,510	\$7,360	\$1,116	\$0	\$4,598	\$85,584
2004						
Number of Cases	56			0		66
Total Charges	\$33,352	\$2,515	\$9,796	\$0	\$1,813	\$47,476
2005						
Number of Cases	80	12				100
Total Charges	\$58,338	\$17,740	\$5,441	\$401	\$486	\$82,406
2006						
Number of Cases	58	9				77
Total Charges	\$75,142	\$11,464	\$3,581	\$98	\$5,686	\$95,971
2007						
Number of Cases	55	14				78
Total Charges	\$107,744	\$12,297	\$3,615	\$319		\$123,978
Five -Year Total						
Number of Cases	326	47	18		18	334
Total Charges	\$347,086	\$51,376	\$23,549	\$818	\$12,586	\$311,437

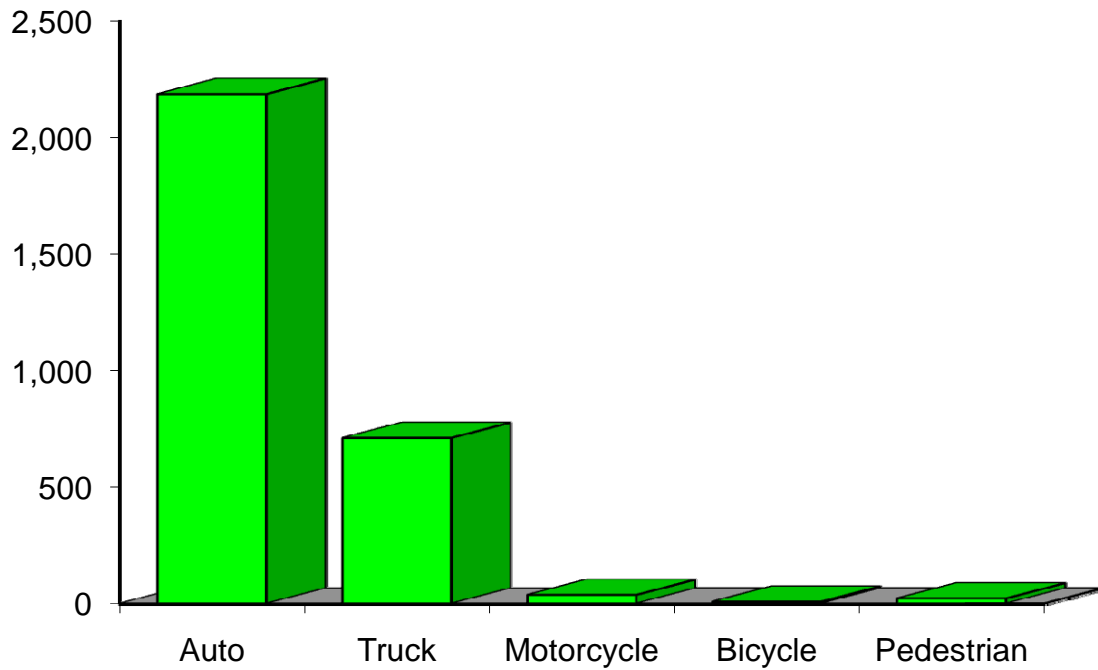
Indicates a value < 6

**Residents of Adams County
Motor Vehicle Crash Deaths
2003-2007**

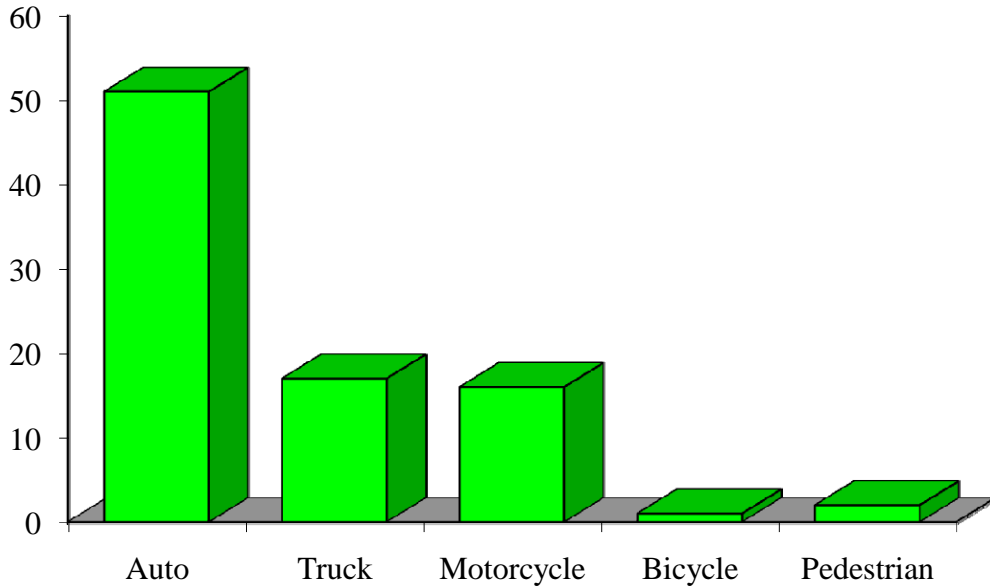
	Auto	Truck	Motorcycle	Bicycle	Pedestrian	Total
2003		0	0	0	0	
2004		0		0	0	
2005		0	0	0	0	
2006		0	0	0	0	
2007	0		0	0	0	
Five-Year Total	8			0	0	11

Indicates a value < 6

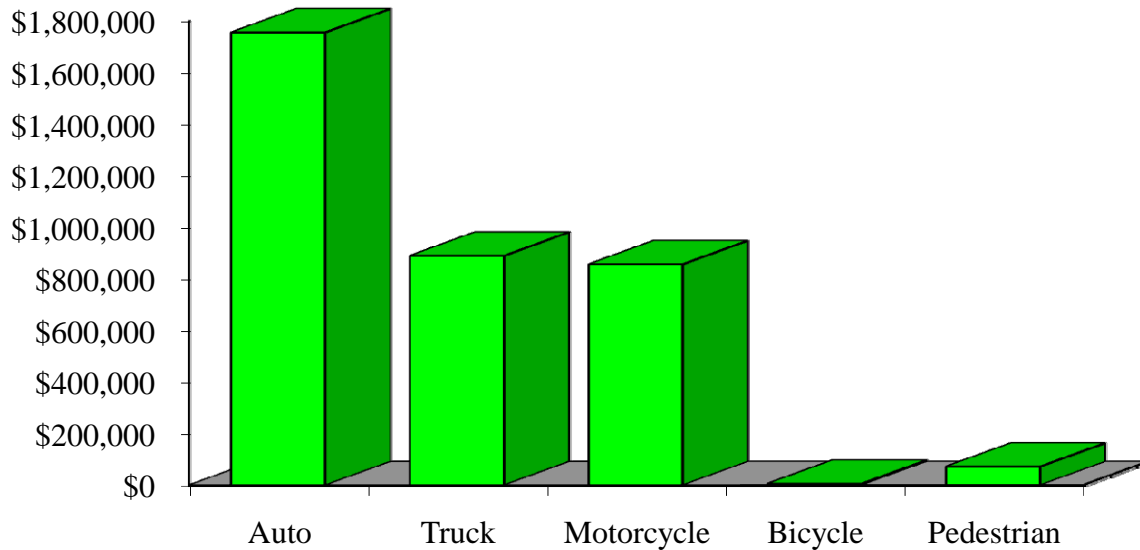
Crash Occupants by Vehicle Type Residents of Adams County, 2003-2007



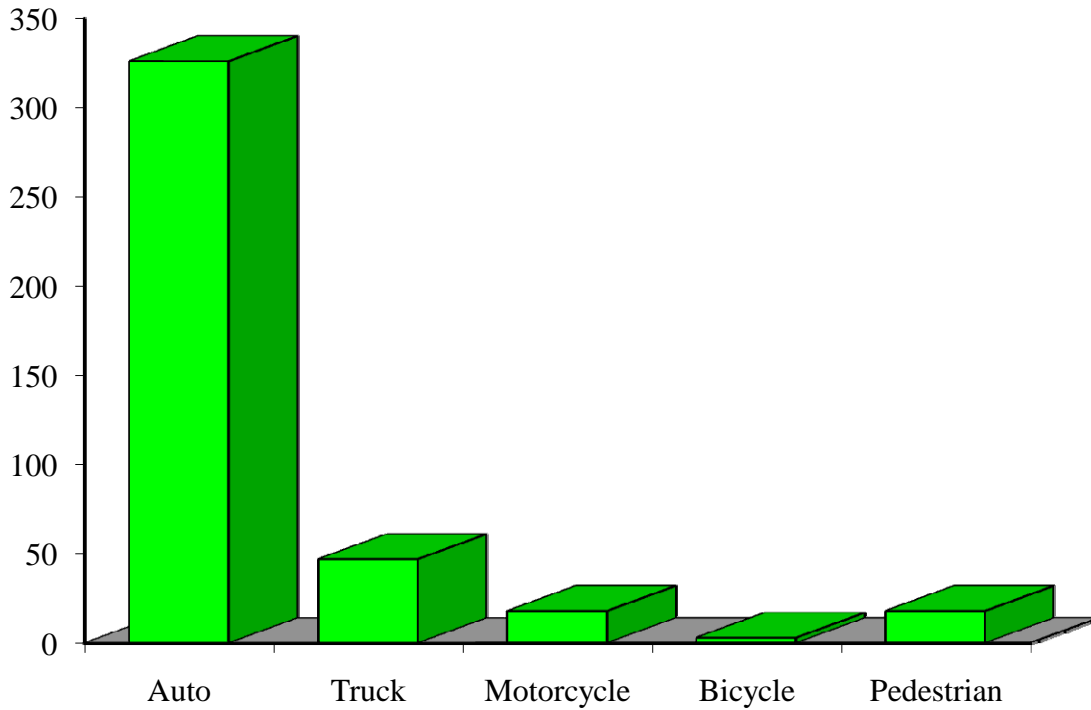
Hospitalizations by Vehicle Type Residents of Adams County, 2003-2007



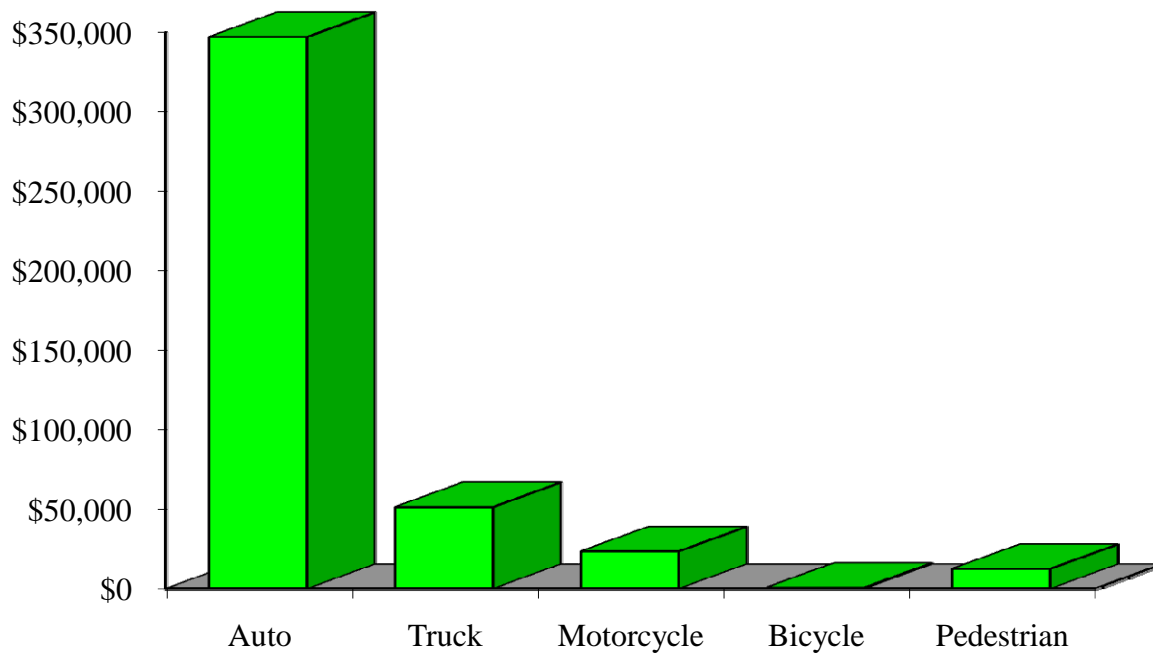
Hospital Charges by Vehicle Type Residents of Adams County, 2003-2007



Emergency Room Visits by Vehicle Type Residents of Adams County, 2003-2007



Emergency Room Charges by Vehicle Type Residents of Adams County, 2003-2007



Residents of Adams County and All Wisconsin 'Crash Occupants'

Crash Involvement Rates and Costs

2003-2007

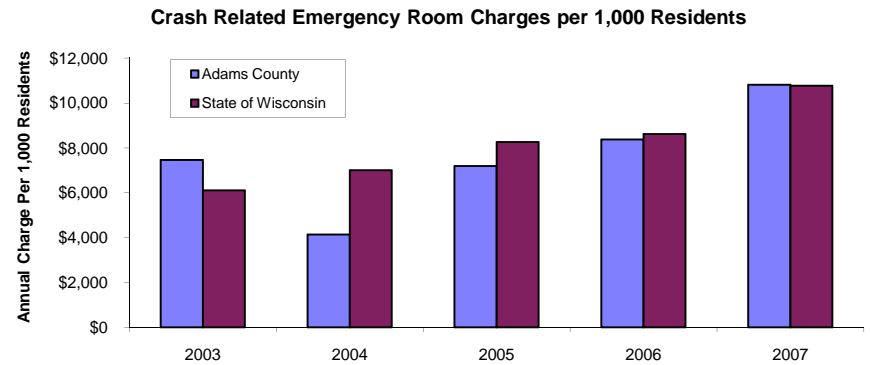
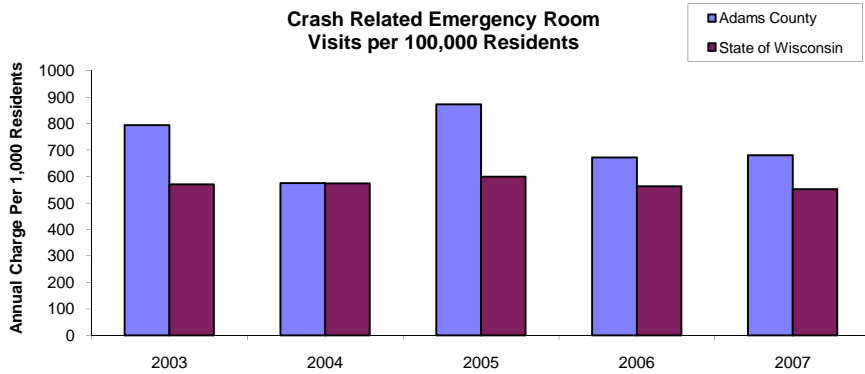
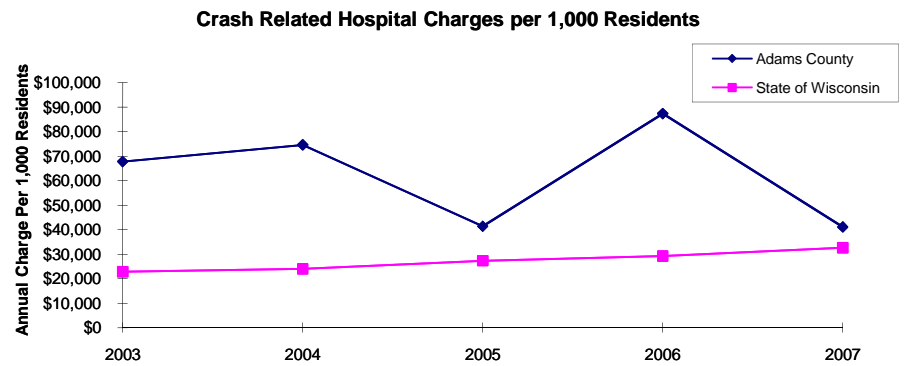
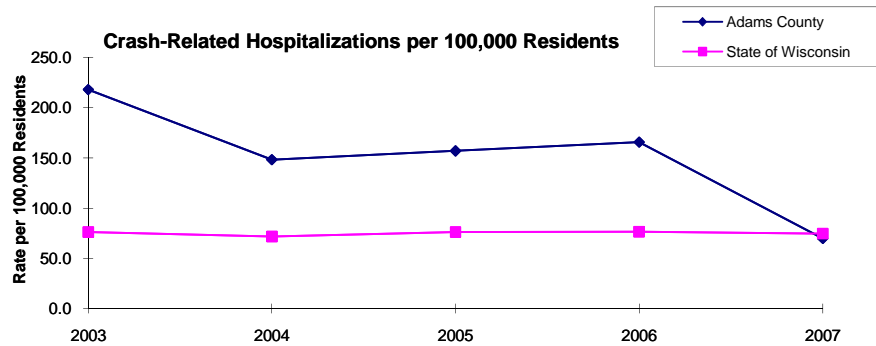
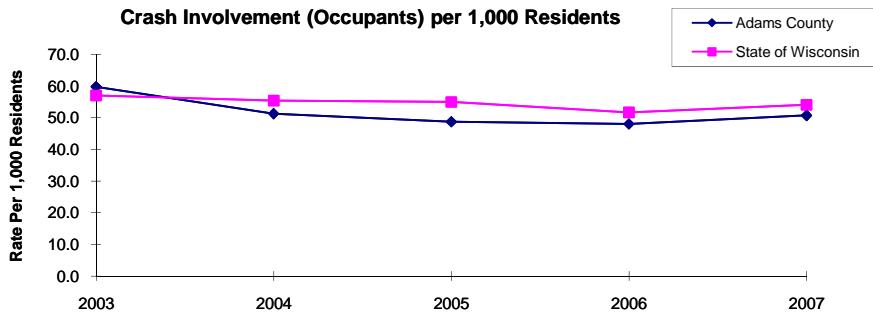
	2003	2004	2005	2006	2007	Average
Annual Crash Involvement						
<i>Adams County</i>						
Crash Occupants	685	588	559	551	582	593
<i>Rate per 1,000 Residents</i>	59.7	51.3	48.8	48.1	50.8	51.7
<i>State of Wisconsin</i>						
Crash Occupants	316,298	307,373	305,007	286,608	300,270	303,111
<i>Rate per 1,000 Residents</i>	57.0	55.4	55.0	51.6	54.1	54.6
Annual Crash-Related Hospitalizations						
<i>Adams County</i>						
Crash-Related Hospitalizations	25	17	18	19	8	17
<i>Rate per 100,000 Residents*</i>	218.0	148.3	157.0	165.7	69.8	151.8
<i>State of Wisconsin</i>						
Crash-Related Hospitalizations	4,234	3,983	4,232	4,253	4,146	4,170
<i>Rate per 100,000 Residents*</i>	76.3	71.8	76.3	76.6	74.7	75.1
Annual Crash-Related Hospital Charges						
<i>Adams County</i>						
Total Crash Injury Hospital Charges	\$777,095	\$855,537	\$475,249	\$1,001,245	\$471,977	\$716,221
<i>Annual Charge per 1,000 Residents</i>	\$67,775	\$74,616	\$41,449	\$87,324	\$41,164	\$62,466
<i>State of Wisconsin</i>						
Total Crash Injury Hospital Charges	\$126,881,405	\$133,270,653	\$151,898,242	\$162,208,759	\$181,072,379	\$151,066,288
<i>Annual Charge per 1,000 Residents</i>	\$22,861	\$24,012	\$27,368	\$29,226	\$32,625	\$27,219
Annual Crash-Related Emergency Room Visits						
<i>Adams County</i>						
Crash-Related Emergency Room Visits	91	66	100	77	78	80
<i>Rate per 100,000 Residents*</i>	793.7	575.6	872.2	671.6	680.3	699.9
<i>State of Wisconsin</i>						
Crash-Related Emergency Room Visits	31,664	31,866	33,269	31,268	30,615	\$31,755
<i>Rate per 100,000 Residents*</i>	570.5	574.1	599.4	563.4	551.6	572.1
Annual Crash-Related Emergency Room Charges						
<i>Adams County</i>						
Total Crash Injury Emergency Room Charges	\$85,584	\$47,476	\$82,406	\$95,971	\$123,978	\$87,458
<i>Annual ER Charge per 1,000 Residents</i>	\$7,464	\$4,141	\$7,187	\$8,370	\$10,813	\$7,628
<i>State of Wisconsin</i>						
Crash Injury Emergency Room Charges	\$33,900,299	\$38,900,194	\$45,882,386	\$47,860,521	\$59,808,628	\$48,112,932
<i>Annual ER Charge per 1,000 Residents</i>	6,108	\$7,009	\$8,267	\$8,623	\$10,776	\$8,669

Average Annual Population (computed 2003-2007 population estimates)

<i>Adams County</i>	11,466	* Reported as a rate per 100,000 residents to better highlight
<i>State of Wisconsin</i>	5,550,118	variations: 1.12 per 1,000 = 112 per 100,000.

Population data estimates are available at the Demographic Services Center, Wisconsin Department of Administration

Residents of Adams County



Zipcodes included in County of Resident Reports

Residents of Adams County

53910	53921
53927	53934
53936	54613