
Residents of Barron County

Motor Vehicle Crash Occupants, Hospitalizations, Emergency Room Visits and Fatalities 2003-2007

	Auto	Truck	Motorcycle	Bicycle	Pedestrian	Total
Crash Occupants	7,086	2,439	105	33	42	9,705
Hospitalized Cases	121	37	23			186
Hospital Charges	\$2,818,871	\$942,498	\$756,441	\$19,230	\$44,295	\$4,581,335
Emergency Room Visits	901	234	50	15	30	992
Emergency Room Charges	\$885,520	\$287,345	\$72,303	\$8,532	\$13,072	\$951,997
Deaths	36	8	1	0	2	47

Indicates a value < 6

**Residents of Barron County
Hospitalization Charges by Vehicle Type
2003-2007**

	Auto	Truck	Motorcycle	Bicycle	Pedestrian
Hospital Charges	\$2,818,871	\$942,498	\$756,441	\$19,230	\$44,295
Total Crash Occupants	7,086	2,439	105	33	42
Hospital Charge/Occupant	\$397.81	\$386.43	\$7,204.20	\$582.73	\$1,054.64

**Hospitalization Rates by Vehicle Type
2003-2007**

	Auto	Truck	Motorcycle	Bicycle	Pedestrian
Hospital Cases	121	37	23		
Total Crash Occupants	7,086	2,439	105	33	42
Hospitalization Rate/Crash Occupant	1.7%	1.5%	21.9%	6.1%	7.1%

**Emergency Room Charges by Vehicle Type
2003-2007**

	Auto	Truck	Motorcycle	Bicycle	Pedestrian
ER Charges	\$885,520	\$287,345	\$72,303	\$8,532	\$13,072
Crash Occupants	7,086	2,439	105	33	42
Emergency Room Charges/Crash Occupant	\$125	\$118	\$689	\$259	\$311

**Emergency Room Visits by Vehicle Type
2003-2007**

	Auto	Truck	Motorcycle	Bicycle	Pedestrian
Emergency Room Visits	901	234	50	15	30
Total Crash Occupants	7,086	2,439	105	33	42
Emergency Room Rate/Crash Occupant	12.7%	9.6%	47.6%	45.5%	71.4%

Indicates a value < 4

**Residents of Barron County
Occupants of Motor Vehicle Crashes
2003-2007**

	Auto	Truck	Motorcycle	Bicycle	Pedestrian	Total
2003	1,653	598	20	13		2,289
2004	1,477	534	17		15	2,047
2005	1,414	468	28	10		1,924
2006	1,264	443	21		7	1,739
2007	1,278	396	19		11	1,706
Five-Year Total	7,086	2,439	105	33	42	9,705

Indicates a value < 6

Residents of Barron County
Motor Vehicle Crash Hospitalizations, Hospital Charges and Emergency Room Visits and Charges
2003-2007

	Auto	Truck	Motorcycle	Bicycle	Pedestrian	Total
2003						
Number of Cases	31	7			0	43
Total Charges	\$647,249	\$30,316	\$153,606	\$6,717	\$0	\$837,888
2004						
Number of Cases	30	12	0	0		43
Total Charges	\$636,656	\$281,598	\$0	\$0	\$5,922	\$924,176
2005						
Number of Cases	23	7			0	37
Total Charges	\$745,969	\$87,992	\$135,456	\$12,513	\$0	\$981,930
2006						
Number of Cases	16	8	7	0		32
Total Charges	\$284,693	\$469,989	\$366,157	\$0	\$3,247	\$1,124,086
2007						
Number of Cases	21			0		31
Total Charges	\$504,304	\$72,603	\$101,222	\$0	\$35,126	\$713,255
Five-YearTotal						
Number of Cases	121	37	23			186
Total Charges	\$2,818,871	\$942,498	\$756,441	\$19,230	\$44,295	\$4,581,335

Motor Vehicle Crash Emergency Room Visits and Charges
2003-2007

	Auto	Truck	Motorcycle	Bicycle	Pedestrian	Total
2003						
Number of Cases	225	49	10			294
Total Charges	\$167,888	\$50,367	\$8,331	\$1,412	\$2,810	\$230,808
2004						
Number of Cases	177	56			11	251
Total Charges	\$173,587	\$55,173	\$2,359	\$1,232	\$7,921	\$240,272
2005						
Number of Cases	162	44	15			229
Total Charges	\$169,530	\$75,335	\$28,002	\$4,068	\$2,226	\$279,161
2006						
Number of Cases	162	43	11			218
Total Charges	\$131,492	\$51,421	\$17,890	\$848	\$105	\$201,756
2007						
Number of Cases	175	42	9		10	238
Total Charges	\$243,023	\$55,049	\$15,721	\$972	\$10	\$314,775
Five -Year Total						
Number of Cases	901	234	50	15	30	992
Total Charges	\$885,520	\$287,345	\$72,303	\$8,532	\$13,072	\$951,997

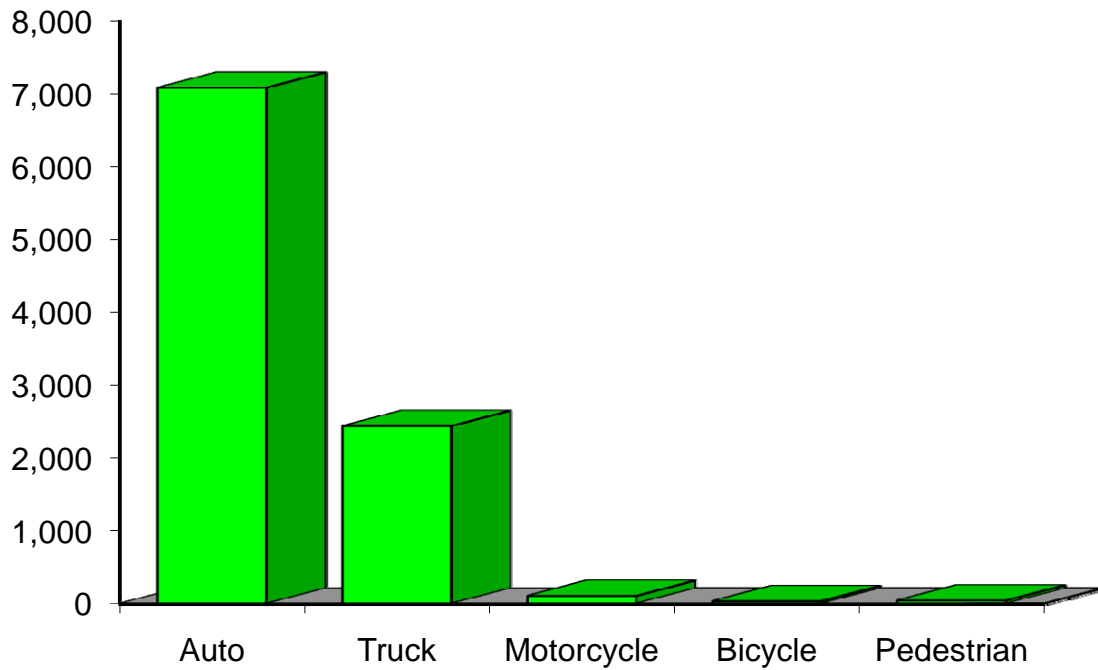
Indicates a value < 6

**Residents of Barron County
Motor Vehicle Crash Deaths
2003-2007**

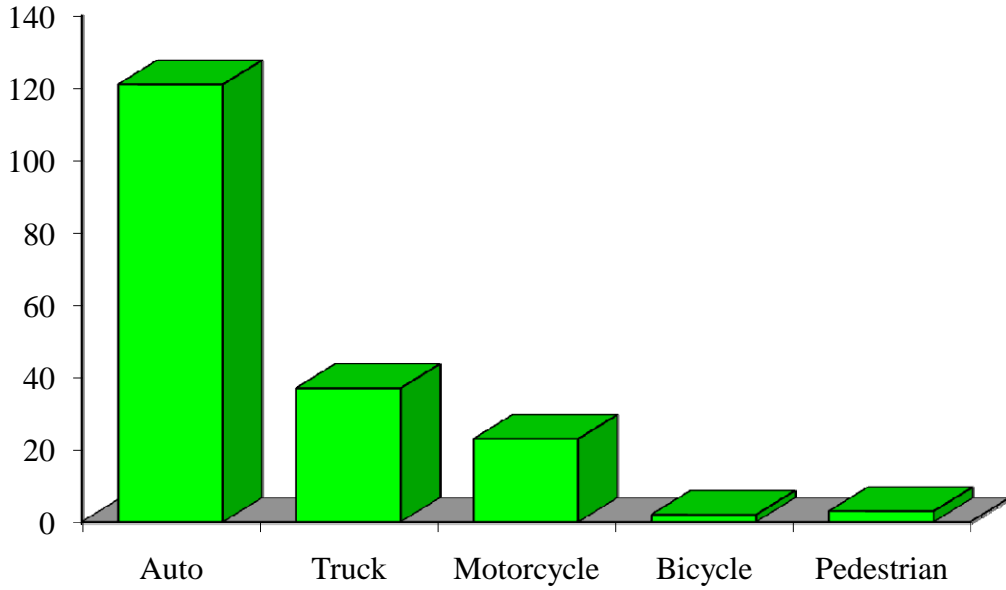
	Auto	Truck	Motorcycle	Bicycle	Pedestrian	Total
2003	11			0	0	15
2004	9	0	0	0	0	9
2005	7		0	0	0	10
2006			0	0		7
2007		0	0	0	0	
Five-Year Total	36	8		0		47

Indicates a value < 6

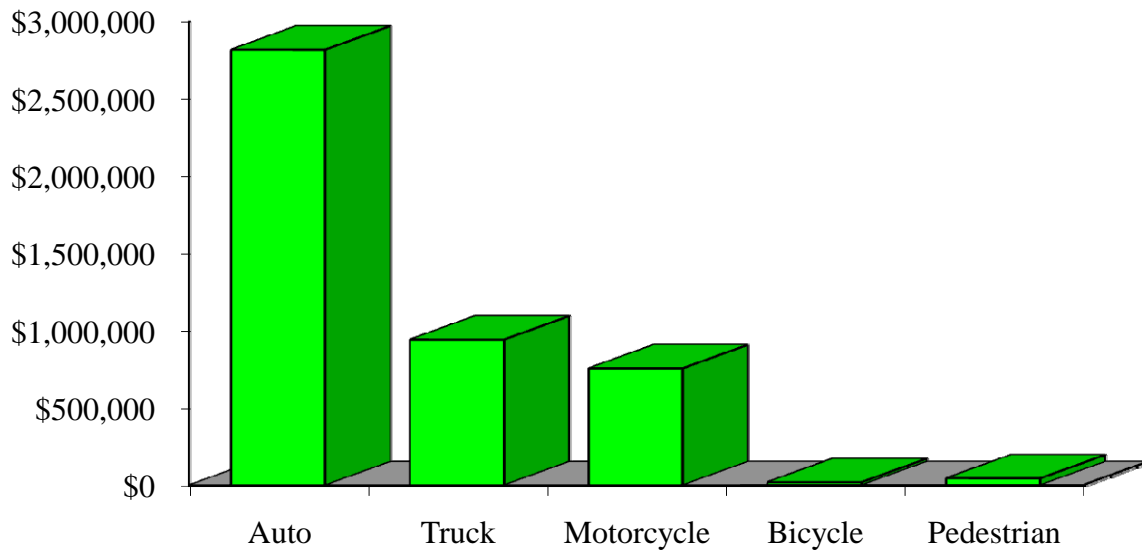
Crash Occupants by Vehicle Type Residents of Barron County, 2003-2007



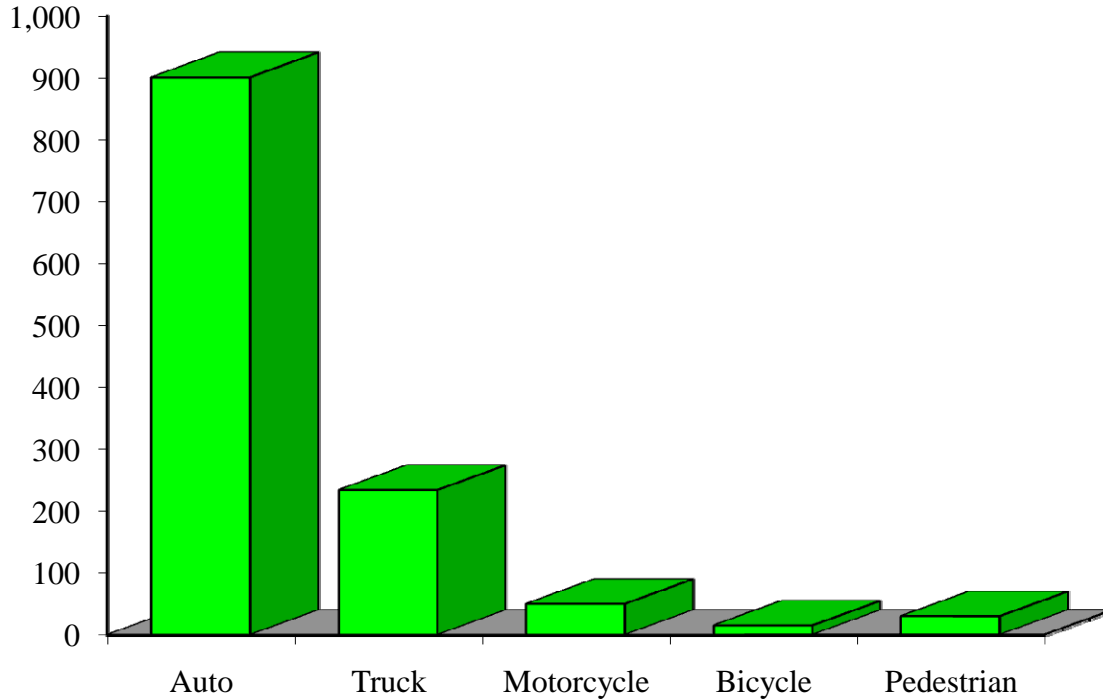
Hospitalizations by Vehicle Type Residents of Barron County, 2003-2007



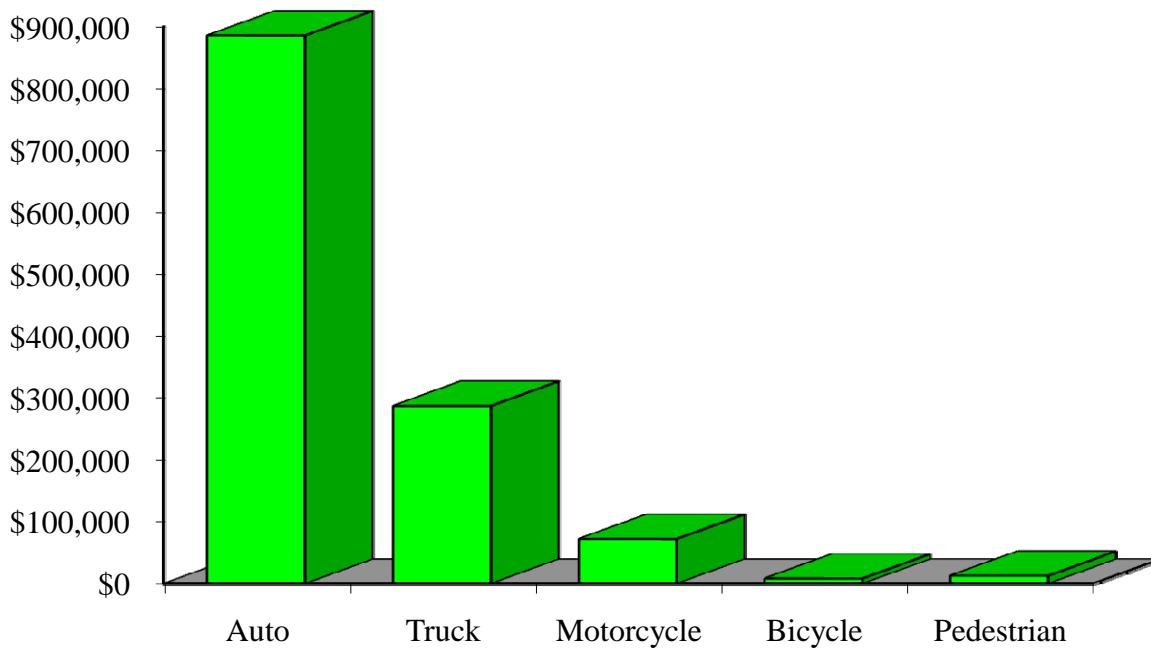
Hospital Charges by Vehicle Type Residents of Barron County, 2003-2007



Emergency Room Visits by Vehicle Type Residents of Barron County, 2003-2007



Emergency Room Charges by Vehicle Type Residents of Barron County, 2003-2007



**Residents of Barron County and All Wisconsin 'Crash Occupants'
Crash Involvement Rates and Costs**

2003-2007

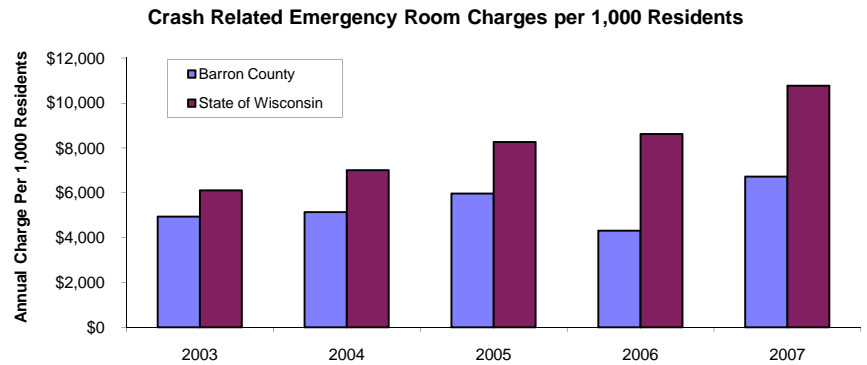
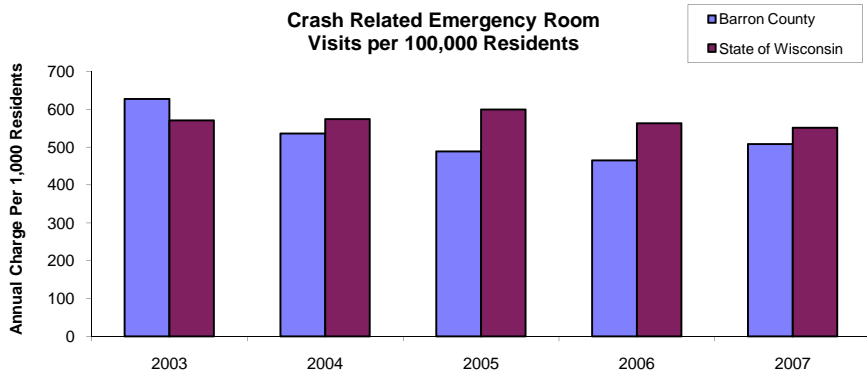
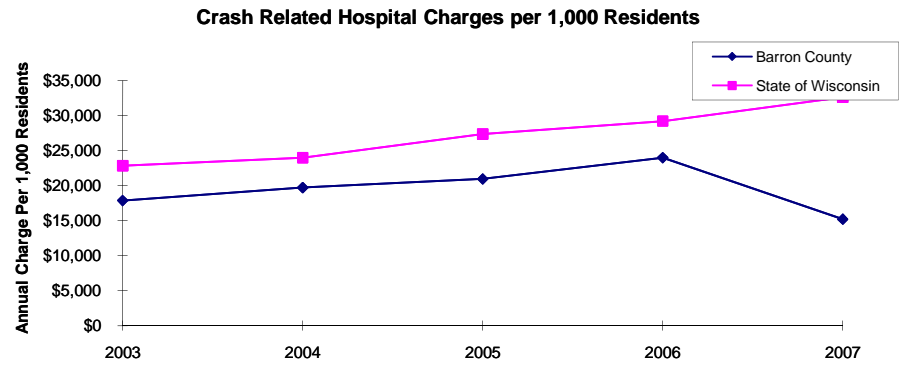
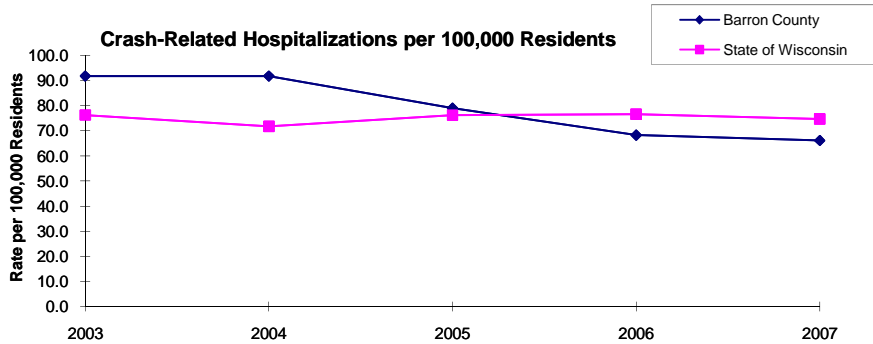
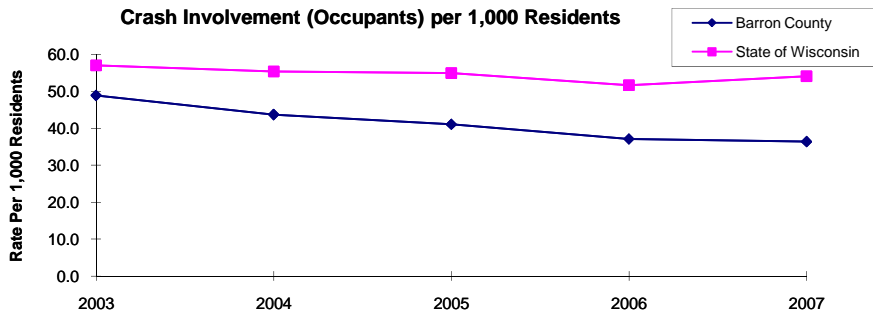
	2003	2004	2005	2006	2007	Average
Annual Crash Involvement						
<i>Barron County</i>						
Crash Occupants	2,289	2,047	1,924	1,739	1,706	1,941
<i>Rate per 1,000 Residents</i>	48.9	43.7	41.1	37.1	36.4	41.5
<i>State of Wisconsin</i>						
Crash Occupants	316,298	307,373	305,007	286,608	300,270	303,111
<i>Rate per 1,000 Residents</i>	57.0	55.4	55.0	51.6	54.1	54.6
Annual Crash-Related Hospitalizations						
<i>Barron County</i>						
Crash-Related Hospitalizations	43	43	37	32	31	37
<i>Rate per 100,000 Residents*</i>	91.8	91.8	79.0	68.3	66.2	79.4
<i>State of Wisconsin</i>						
Crash-Related Hospitalizations	4,234	3,983	4,232	4,253	4,146	4,170
<i>Rate per 100,000 Residents*</i>	76.3	71.8	76.3	76.6	74.7	75.1
Annual Crash-Related Hospital Charges						
<i>Barron County</i>						
Total Crash Injury Hospital Charges	\$837,888	\$924,176	\$981,930	\$1,124,086	\$713,255	\$916,267
<i>Annual Charge per 1,000 Residents</i>	\$17,894	\$19,737	\$20,970	\$24,006	\$15,232	\$19,568
<i>State of Wisconsin</i>						
Total Crash Injury Hospital Charges	\$126,881,405	\$133,270,653	\$151,898,242	\$162,208,759	\$181,072,379	\$151,066,288
<i>Annual Charge per 1,000 Residents</i>	\$22,861	\$24,012	\$27,368	\$29,226	\$32,625	\$27,219
Annual Crash-Related Emergency Room Visits						
<i>Barron County</i>						
Crash-Related Emergency Room Visits	294	251	229	218	238	234
<i>Rate per 100,000 Residents*</i>	627.9	536.0	489.1	465.6	508.3	499.7
<i>State of Wisconsin</i>						
Crash-Related Emergency Room Visits	31,664	31,866	33,269	31,268	30,615	\$31,755
<i>Rate per 100,000 Residents*</i>	570.5	574.1	599.4	563.4	551.6	572.1
Annual Crash-Related Emergency Room Charges						
<i>Barron County</i>						
Total Crash Injury Emergency Room Charges	\$230,808	\$240,272	\$279,161	\$201,756	\$314,775	\$258,991
<i>Annual ER Charge per 1,000 Residents</i>	\$4,929	\$5,131	\$5,962	\$4,309	\$6,722	\$5,531
<i>State of Wisconsin</i>						
Crash Injury Emergency Room Charges	\$33,900,299	\$38,900,194	\$45,882,386	\$47,860,521	\$59,808,628	\$48,112,932
<i>Annual ER Charge per 1,000 Residents</i>	6,108	\$7,009	\$8,267	\$8,623	\$10,776	\$8,669

Average Annual Population (computed 2003-2007 population estimates)

<i>Barron County</i>	46,825	* Reported as a rate per 100,000 residents to better highlight
<i>State of Wisconsin</i>	5,550,118	variations: 1.12 per 1,000 = 112 per 100,000.

Population data estimates are available at the Demographic Services Center, Wisconsin Department of Administration

Residents of Barron County



Zipcodes included in County of Resident Reports

Residents of Barron County

54728	54733
54744	54762
54805	54812
54813	54818
54822	54826
54829	54841
54857	54866
54868	54889