
Residents of Bayfield County

Motor Vehicle Crash Occupants, Hospitalizations, Emergency Room Visits and Fatalities 2003-2007

	Auto	Truck	Motorcycle	Bicycle	Pedestrian	Total
Crash Occupants	1,517	578	22	0	9	2,126
Hospitalized Cases	19			0		26
Hospital Charges	\$207,978	\$23,339	\$38,275	\$0	\$4,782	\$274,374
Emergency Room Visits	140	36	8	0		148
Emergency Room Charges	\$210,121	\$58,516	\$20,039	\$0	\$2,996	\$214,725
Deaths	5	1	0	0	1	7

Indicates a value < 6

**Residents of Bayfield County
Hospitalization Charges by Vehicle Type
2003-2007**

	Auto	Truck	Motorcycle	Bicycle	Pedestrian
Hospital Charges	\$207,978	\$23,339	\$38,275	\$0	\$4,782
Total Crash Occupants	1,517	578	22	0	9
Hospital Charge/Occupant	\$137.10	\$40.38	\$1,739.77	#DIV/0!	\$531.33

**Hospitalization Rates by Vehicle Type
2003-2007**

	Auto	Truck	Motorcycle	Bicycle	Pedestrian
Hospital Cases	19			0	
Total Crash Occupants	1,517	578	22	0	9
Hospitalization Rate/Crash Occupant	1.3%	0.3%	18.2%	#DIV/0!	11.1%

**Emergency Room Charges by Vehicle Type
2003-2007**

	Auto	Truck	Motorcycle	Bicycle	Pedestrian
ER Charges	\$210,121	\$58,516	\$20,039	\$0	\$2,996
Crash Occupants	1,517	578	22	0	9
Emergency Room Charges/Crash Occupant	\$139	\$101	\$911	#DIV/0!	\$333

**Emergency Room Visits by Vehicle Type
2003-2007**

	Auto	Truck	Motorcycle	Bicycle	Pedestrian
Emergency Room Visits	140	36	8	0	5
Total Crash Occupants	1,517	578	22	0	9
Emergency Room Rate/Crash Occupant	9.2%	6.2%	36.4%	#DIV/0!	55.6%

Indicates a value < 4

**Residents of Bayfield County
Occupants of Motor Vehicle Crashes
2003-2007**

	Auto	Truck	Motorcycle	Bicycle	Pedestrian	Total
2003	354	150		0		508
2004	298	124		0		426
2005	294	108	7	0		414
2006	293	94	7	0	0	394
2007	278	102		0		384
Five-Year Total	1,517	578	22	0	9	2,126

Indicates a value < 6

**Residents of Bayfield County
Motor Vehicle Crash Hospitalizations, Hospital Charges and Emergency Room Visits and Charges
2003-2007**

	Auto	Truck	Motorcycle	Bicycle	Pedestrian	Total
2003						
Number of Cases		0		0	0	
Total Charges	\$17,413	\$0	\$13,213	\$0	\$0	\$30,626
2004						
Number of Cases		0	0	0		
Total Charges	\$24,751	\$0	\$0	\$0	\$4,782	\$29,533
2005						
Number of Cases				0	0	9
Total Charges	\$55,736	\$6,647	\$25,062	\$0	\$0	\$87,445
2006						
Number of Cases		0	0	0	0	
Total Charges	\$16,164	\$0	\$0	\$0	\$0	\$16,164
2007						
Number of Cases			0	0	0	7
Total Charges	\$93,914	\$16,692	\$0	0	\$0	\$110,606
Five-YearTotal						
Number of Cases	19			0		26
Total Charges	\$207,978	\$23,339	\$38,275	\$0	\$4,782	\$274,374

**Motor Vehicle Crash Emergency Room Visits and Charges
2003-2007**

	Auto	Truck	Motorcycle	Bicycle	Pedestrian	Total
2003						
Number of Cases	24	12		0		38
Total Charges	\$27,562	\$7,607	\$4,343	\$0	\$511	\$40,023
2004						
Number of Cases	29			0		35
Total Charges	\$47,494	\$9,506	\$6,899	\$0	\$833	\$64,732
2005						
Number of Cases	33	8		0		45
Total Charges	\$45,643	\$9,158	\$1,566	\$0	\$1,651	\$58,018
2006						
Number of Cases	22			0	0	30
Total Charges	\$31,944	\$14,508	\$5,500	\$0	\$0	\$51,952
2007						
Number of Cases	32			0		41
Total Charges	\$57,478	\$17,737	\$1,731	0		\$76,947
Five -Year Total						
Number of Cases	140	36	8	0		148
Total Charges	\$210,121	\$58,516	\$20,039	\$0	\$2,996	\$214,725

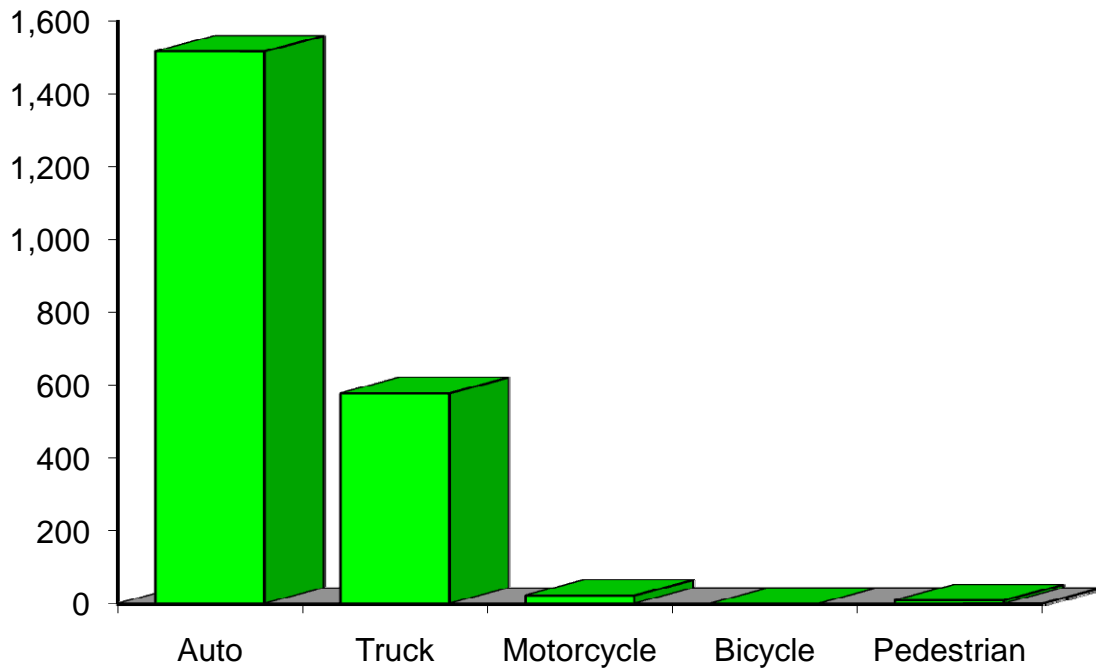
Indicates a value < 6

**Residents of Bayfield County
Motor Vehicle Crash Deaths
2003-2007**

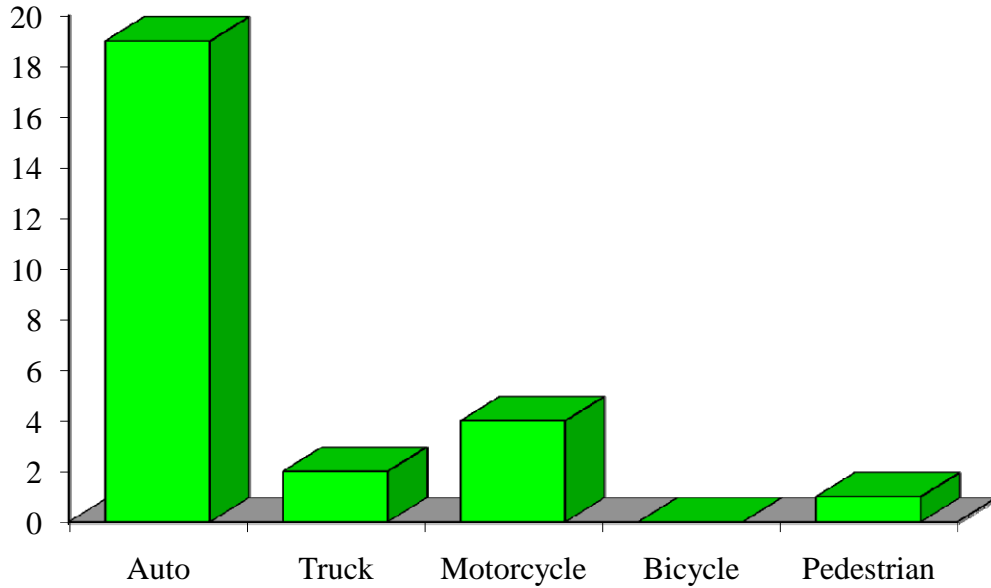
	Auto	Truck	Motorcycle	Bicycle	Pedestrian	Total
2003		0	0	0	0	
2004		0	0	0	0	
2005	0	0	0	0	0	0
2006		0	0	0	0	
2007	0		0	0		
Five-Year Total			0	0		7

Indicates a value < 6

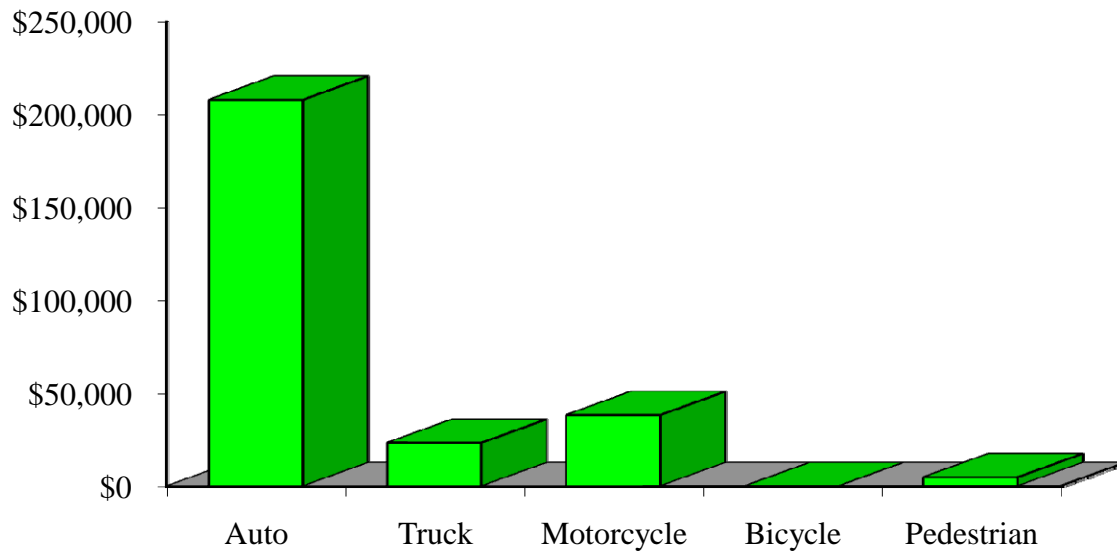
Crash Occupants by Vehicle Type Residents of Bayfield County, 2003-2007



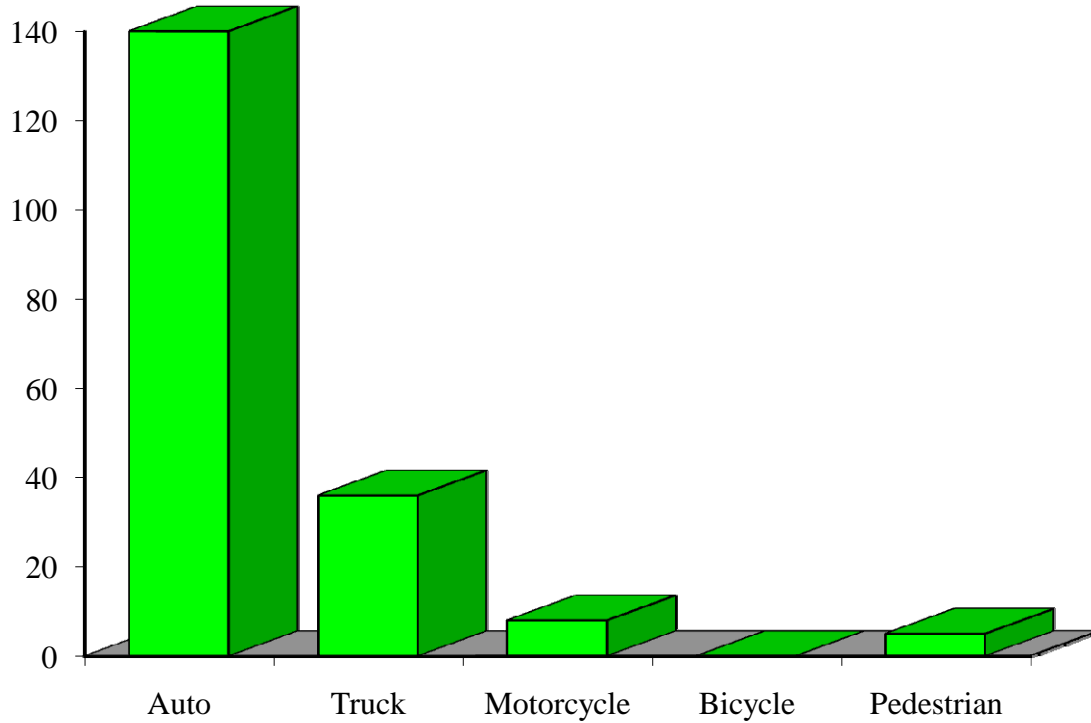
Hospitalizations by Vehicle Type Residents of Bayfield County, 2003-2007



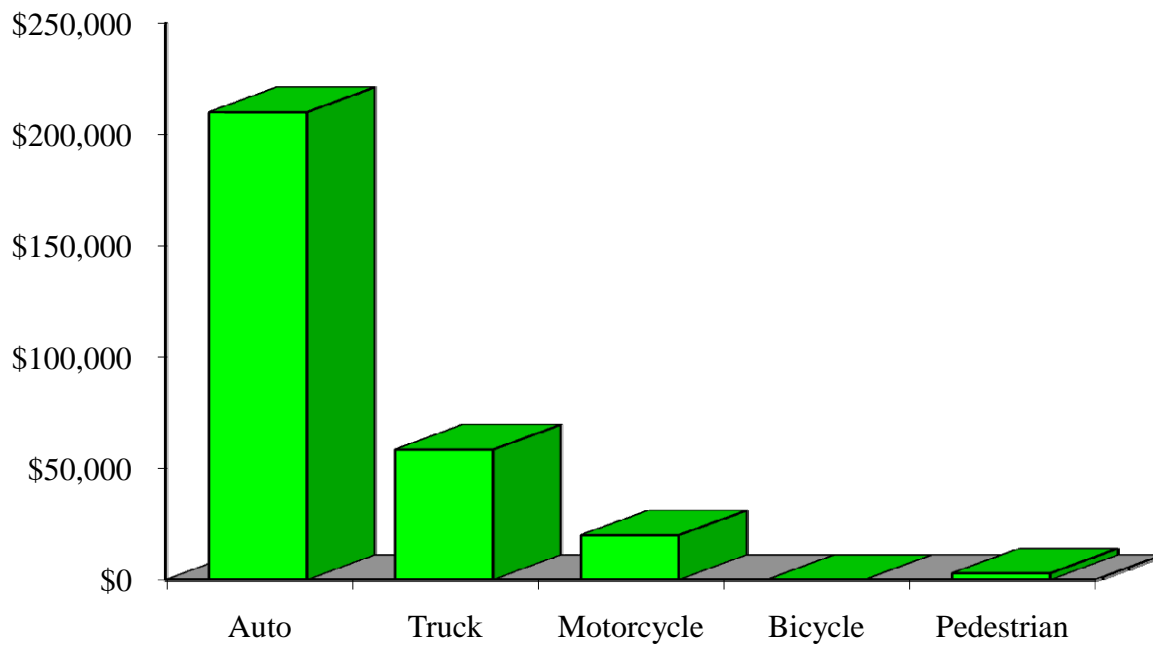
Hospital Charges by Vehicle Type Residents of Bayfield County, 2003-2007



Emergency Room Visits by Vehicle Type Residents of Bayfield County, 2003-2007



Emergency Room Charges by Vehicle Type Residents of Bayfield County, 2003-2007



Residents of Bayfield County and All Wisconsin 'Crash Occupants'

Crash Involvement Rates and Costs

2003-2007

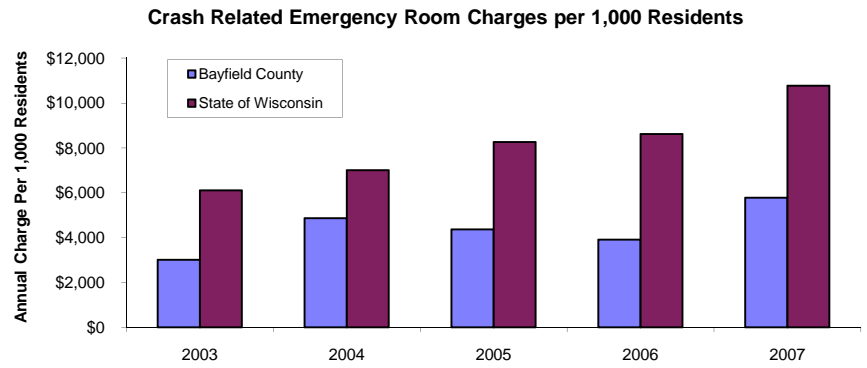
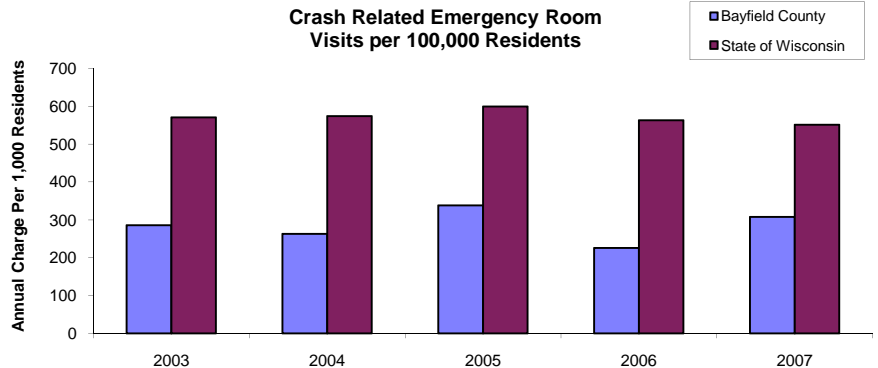
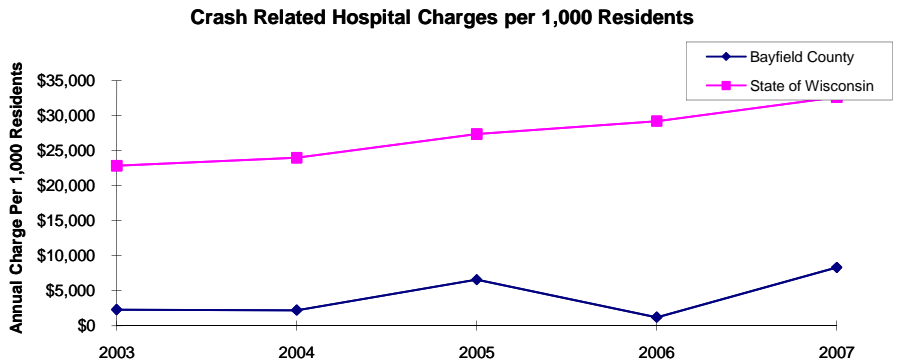
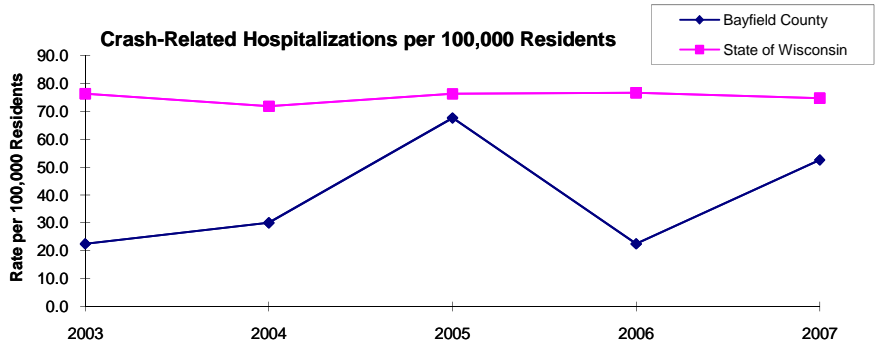
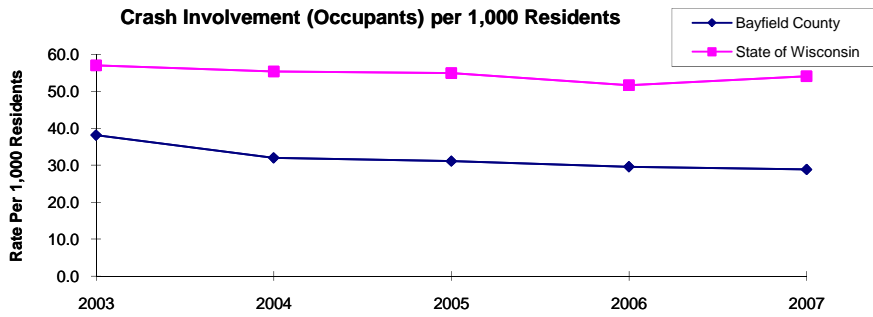
	2003	2004	2005	2006	2007	Average
Annual Crash Involvement						
<i>Bayfield County</i>						
Crash Occupants	508	426	414	394	384	425
<i>Rate per 1,000 Residents</i>	38.2	32.0	31.1	29.6	28.9	31.9
<i>State of Wisconsin</i>						
Crash Occupants	316,298	307,373	305,007	286,608	300,270	303,111
<i>Rate per 1,000 Residents</i>	57.0	55.4	55.0	51.6	54.1	54.6
Annual Crash-Related Hospitalizations						
<i>Bayfield County</i>						
Crash-Related Hospitalizations			9		7	
<i>Rate per 100,000 Residents*</i>	22.5	30.1	67.6	22.5	52.6	39.1
<i>State of Wisconsin</i>						
Crash-Related Hospitalizations	4,234	3,983	4,232	4,253	4,146	4,170
<i>Rate per 100,000 Residents*</i>	76.3	71.8	76.3	76.6	74.7	75.1
Annual Crash-Related Hospital Charges						
<i>Bayfield County</i>						
Total Crash Injury Hospital Charges	\$30,626	\$29,533	\$87,445	\$16,164	\$110,606	\$54,875
<i>Annual Charge per 1,000 Residents</i>	\$2,301	\$2,219	\$6,570	\$1,214	\$8,310	\$4,123
<i>State of Wisconsin</i>						
Total Crash Injury Hospital Charges	\$126,881,405	\$133,270,653	\$151,898,242	\$162,208,759	\$181,072,379	\$151,066,288
<i>Annual Charge per 1,000 Residents</i>	\$22,861	\$24,012	\$27,368	\$29,226	\$32,625	\$27,219
Annual Crash-Related Emergency Room Visits						
<i>Bayfield County</i>						
Crash-Related Emergency Room Visits	38	35	45	30	41	38
<i>Rate per 100,000 Residents*</i>	285.5	263.0	338.1	225.4	308.0	283.6
<i>State of Wisconsin</i>						
Crash-Related Emergency Room Visits	31,664	31,866	33,269	31,268	30,615	\$31,755
<i>Rate per 100,000 Residents*</i>	570.5	574.1	599.4	563.4	551.6	572.1
Annual Crash-Related Emergency Room Charges						
<i>Bayfield County</i>						
Total Crash Injury Emergency Room Charges	\$40,023	\$64,732	\$58,018	\$51,952	\$76,947	\$62,912
<i>Annual ER Charge per 1,000 Residents</i>	\$3,007	\$4,863	\$4,359	\$3,903	\$5,781	\$4,727
<i>State of Wisconsin</i>						
Crash Injury Emergency Room Charges	\$33,900,299	\$38,900,194	\$45,882,386	\$47,860,521	\$59,808,628	\$48,112,932
<i>Annual ER Charge per 1,000 Residents</i>	6,108	\$7,009	\$8,267	\$8,623	\$10,776	\$8,669

Average Annual Population (computed 2003-2007 population estimates)

<i>Bayfield County</i>	13,310	* Reported as a rate per 100,000 residents to better highlight
<i>State of Wisconsin</i>	5,550,118	variations: 1.12 per 1,000 = 112 per 100,000.

Population data estimates are available at the Demographic Services Center, Wisconsin Department of Administration

Residents of Bayfield County



Zipcodes included in County of Resident Reports

Residents of Bayfield County

54814	54815
54816	54821
54827	54832
54839	54844
54847	54856
54865	54891