
Residents of Brown County

Motor Vehicle Crash Occupants, Hospitalizations, Emergency Room Visits and Fatalities 2003-2007

	Auto	Truck	Motorcycle	Bicycle	Pedestrian	Total
Crash Occupants	38,042	8,674	618	257	362	47,953
Hospitalized Cases	601	118	160	31	74	984
Hospital Charges	\$15,121,192	\$3,743,442	\$5,986,196	\$565,532	\$2,534,569	\$27,950,931
Emergency Room Visits	4,734	727	276	152	200	4,950
Emergency Room Charges	\$4,998,070	\$879,897	\$451,139	\$169,286	\$179,712	\$5,053,572
Deaths	84	19	24	1	11	139

Indicates a value < 6

**Residents of Brown County
Hospitalization Charges by Vehicle Type
2003-2007**

	Auto	Truck	Motorcycle	Bicycle	Pedestrian
Hospital Charges	\$15,121,192	\$3,743,442	\$5,986,196	\$565,532	\$2,534,569
Total Crash Occupants	38,042	8,674	618	257	362
Hospital Charge/Occupant	\$397.49	\$431.57	\$9,686.40	\$2,200.51	\$7,001.57

**Hospitalization Rates by Vehicle Type
2003-2007**

	Auto	Truck	Motorcycle	Bicycle	Pedestrian
Hospital Cases	601	118	160	31	74
Total Crash Occupants	38,042	8,674	618	257	362
Hospitalization Rate/Crash Occupant	1.6%	1.4%	25.9%	12.1%	20.4%

**Emergency Room Charges by Vehicle Type
2003-2007**

	Auto	Truck	Motorcycle	Bicycle	Pedestrian
ER Charges	\$4,998,070	\$879,897	\$451,139	\$169,286	\$179,712
Crash Occupants	38,042	8,674	618	257	362
Emergency Room Charges/Crash Occupant	\$131	\$101	\$730	\$659	\$496

**Emergency Room Visits by Vehicle Type
2003-2007**

	Auto	Truck	Motorcycle	Bicycle	Pedestrian
Emergency Room Visits	4,734	727	276	152	200
Total Crash Occupants	38,042	8,674	618	257	362
Emergency Room Rate/Crash Occupant	12.4%	8.4%	44.7%	59.1%	55.2%

Indicates a value < 4

**Residents of Brown County
Occupants of Motor Vehicle Crashes
2003-2007**

	Auto	Truck	Motorcycle	Bicycle	Pedestrian	Total
2003	8,321	1,916	121	53	93	10,504
2004	7,952	1,886	115	53	67	10,073
2005	7,592	1,754	120	52	71	9,589
2006	7,107	1,588	131	51	58	8,935
2007	7,070	1,530	131	48	73	8,852
Five-Year Total	38,042	8,674	618	257	362	47,953

Indicates a value < 6

**Residents of Brown County
Motor Vehicle Crash Hospitalizations, Hospital Charges and Emergency Room Visits and Charges
2003-2007**

	Auto	Truck	Motorcycle	Bicycle	Pedestrian	Total
2003						
Number of Cases	133	25	24		18	204
Total Charges	\$3,008,702	\$470,149	\$741,200	\$26,422	\$297,289	\$4,543,762
2004						
Number of Cases	127	27	27	7	17	205
Total Charges	\$2,706,099	\$681,387	\$870,189	\$70,861	\$803,945	\$5,132,481
2005						
Number of Cases	105	24	34		15	183
Total Charges	\$2,123,979	\$874,168	\$932,162	\$48,856	\$571,907	\$4,551,072
2006						
Number of Cases	118	15	39	9	15	196
Total Charges	\$3,879,070	\$228,998	\$1,868,531	\$154,809	\$355,272	\$6,486,680
2007						
Number of Cases	118	27	36		9	196
Total Charges	\$3,403,342	\$1,488,740	\$1,574,114	\$264,584	\$506,156	\$7,236,936
Five-YearTotal						
Number of Cases	601	118	160	31	74	984
Total Charges	\$15,121,192	\$3,743,442	\$5,986,196	\$565,532	\$2,534,569	\$27,950,931

**Motor Vehicle Crash Emergency Room Visits and Charges
2003-2007**

	Auto	Truck	Motorcycle	Bicycle	Pedestrian	Total
2003						
Number of Cases	907	143	60	31	42	1,183
Total Charges	\$727,722	\$133,162	\$72,286	\$23,254	\$56,239	\$1,012,663
2004						
Number of Cases	1,013	146	40	31	38	1,268
Total Charges	\$864,110	\$138,059	\$63,399	\$41,490	\$29,825	\$1,136,883
2005						
Number of Cases	1,051	161	57	27	39	1,335
Total Charges	\$1,188,208	\$200,364	\$74,259	\$19,279	\$59,723	\$1,541,833
2006						
Number of Cases	902	149	50	29	34	1,164
Total Charges	\$1,004,683	\$195,008	\$89,608	\$39,016	\$33,878	\$1,362,193
2007						
Number of Cases	861	128	69	34	47	1,139
Total Charges	\$1,213,347	\$213,304	\$151,587	\$46,247	\$47	\$1,624,532
Five -Year Total						
Number of Cases	4,734	727	276	152	200	4,950
Total Charges	\$4,998,070	\$879,897	\$451,139	\$169,286	\$179,712	\$5,053,572

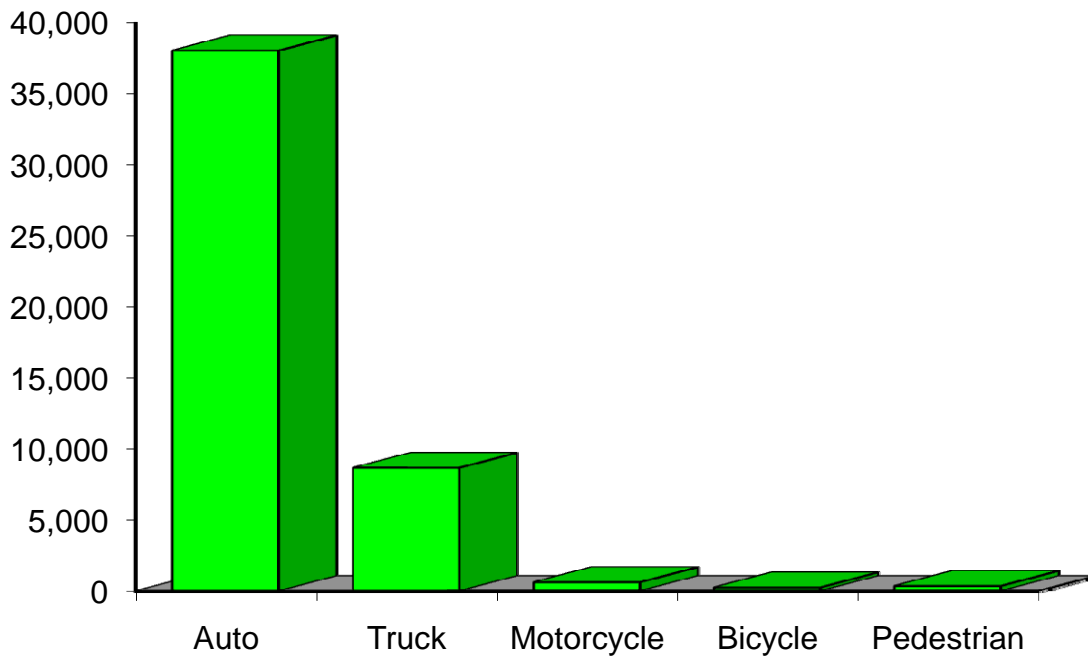
 Indicates a value < 6

**Residents of Brown County
Motor Vehicle Crash Deaths
2003-2007**

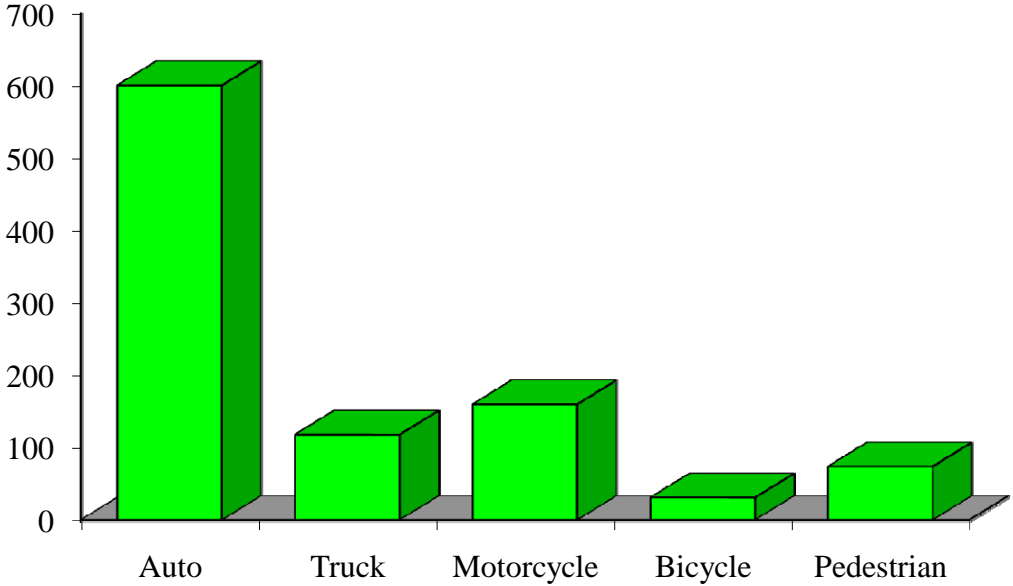
	Auto	Truck	Motorcycle	Bicycle	Pedestrian	Total
2003	20			0		32
2004	19				0	28
2005	17	7		0		31
2006	11			0		18
2007	17		7	0		30
Five-Year Total	84	19	24		11	139

Indicates a value < 6

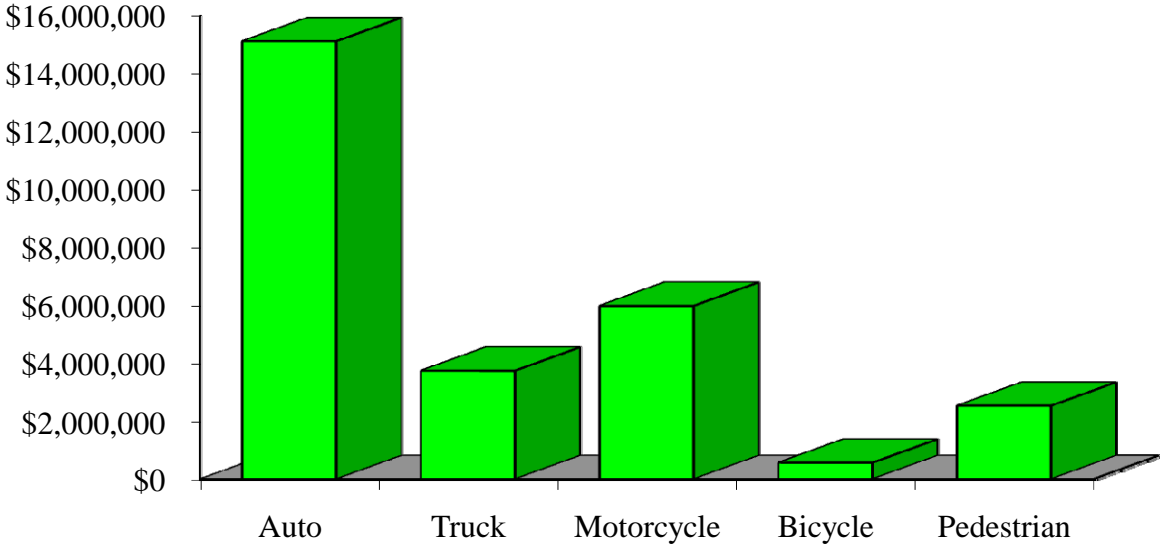
Crash Occupants by Vehicle Type Residents of Brown County, 2003-2007



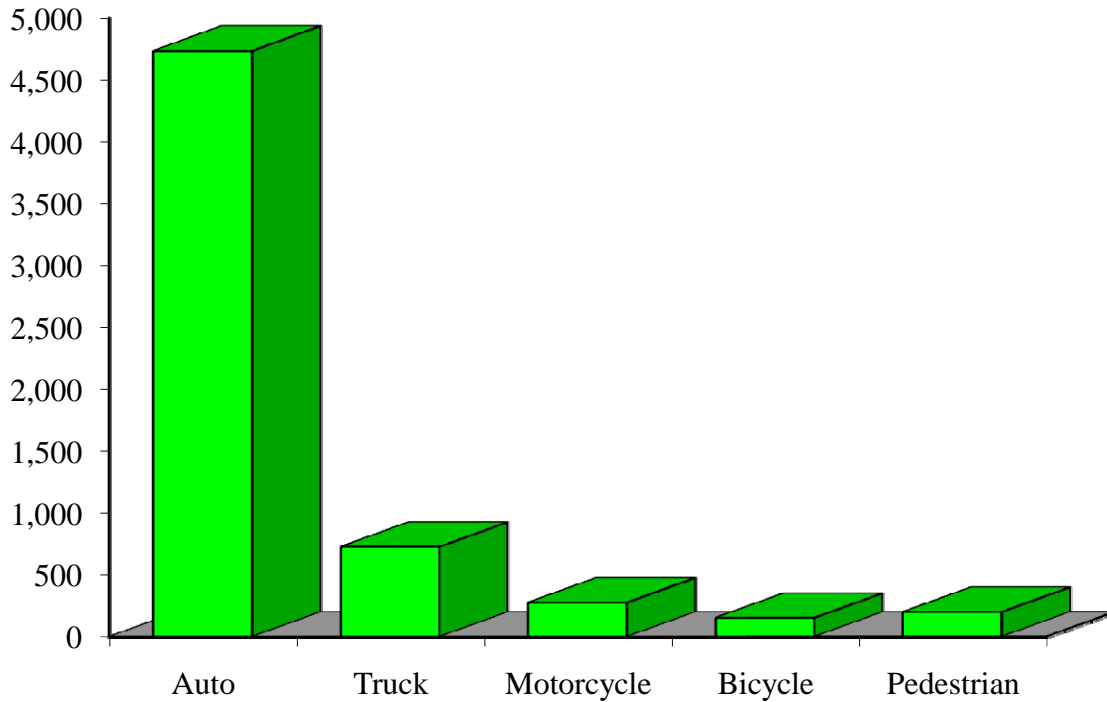
Hospitalizations by Vehicle Type Residents of Brown County, 2003-2007



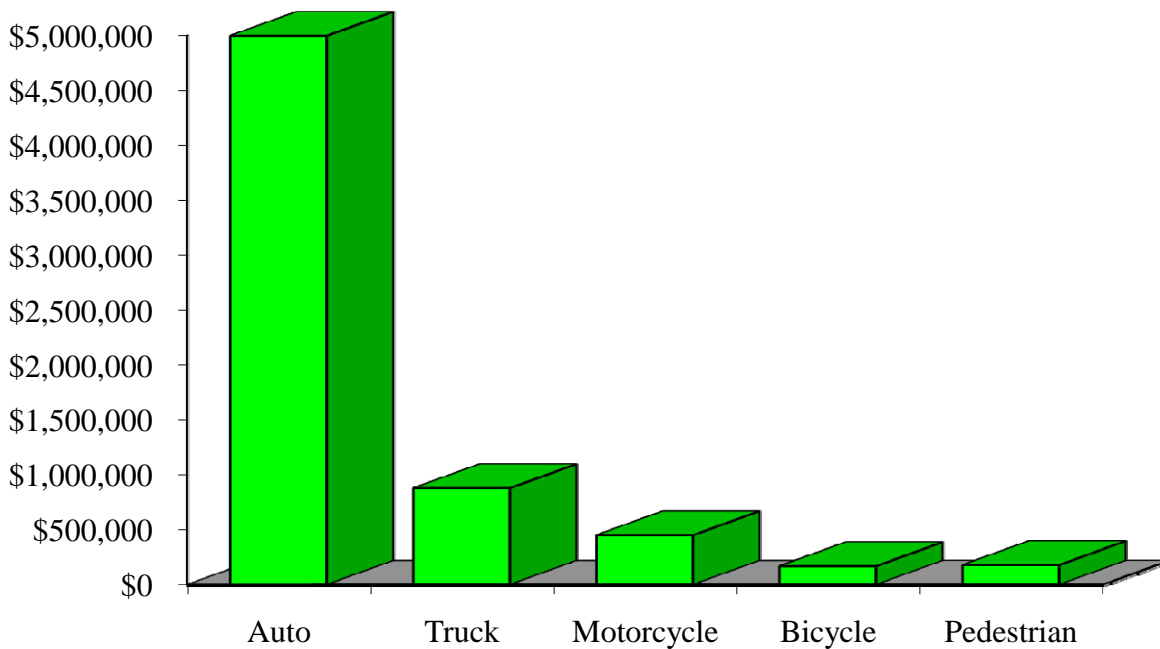
Hospital Charges by Vehicle Type Residents of Brown County, 2003-2007



Emergency Room Visits by Vehicle Type Residents of Brown County, 2003-2007



Emergency Room Charges by Vehicle Type Residents of Brown County, 2003-2007



Residents of Brown County and All Wisconsin 'Crash Occupants'

Crash Involvement Rates and Costs

2003-2007

	2003	2004	2005	2006	2007	Average
--	-------------	-------------	-------------	-------------	-------------	----------------

Annual Crash Involvement

<i>Brown County</i>						
Crash Occupants	10,504	10,073	9,589	8,935	8,852	9,591
<i>Rate per 1,000 Residents</i>	43.3	41.5	39.5	36.8	36.5	39.5

State of Wisconsin

Crash Occupants	316,298	307,373	305,007	286,608	300,270	303,111
<i>Rate per 1,000 Residents</i>	57.0	55.4	55.0	51.6	54.1	54.6

Annual Crash-Related Hospitalizations

<i>Brown County</i>						
Crash-Related Hospitalizations	204	205	183	196	196	197
<i>Rate per 100,000 Residents*</i>	84.1	84.5	75.4	80.8	80.8	81.1

State of Wisconsin

Crash-Related Hospitalizations	4,234	3,983	4,232	4,253	4,146	4,170
<i>Rate per 100,000 Residents*</i>	76.3	71.8	76.3	76.6	74.7	75.1

Annual Crash-Related Hospital Charges

<i>Brown County</i>						
Total Crash Injury Hospital Charges	\$4,543,762	\$5,132,481	\$4,551,072	\$6,486,680	\$7,236,936	\$5,590,186
<i>Annual Charge per 1,000 Residents</i>	\$18,724	\$21,150	\$18,754	\$26,730	\$29,822	\$23,036

State of Wisconsin

Total Crash Injury Hospital Charges	\$126,881,405	\$133,270,653	\$151,898,242	\$162,208,759	\$181,072,379	\$151,066,288
<i>Annual Charge per 1,000 Residents</i>	\$22,861	\$24,012	\$27,368	\$29,226	\$32,625	\$27,219

Annual Crash-Related Emergency Room Visits

<i>Brown County</i>						
Crash-Related Emergency Room Visits	1183	1,268	1335	1,164	1,139	1,227
<i>Rate per 100,000 Residents*</i>	487.5	522.5	550.1	479.7	469.4	505.4

State of Wisconsin

Crash-Related Emergency Room Visits	31,664	31,866	33,269	31,268	30,615	\$31,755
<i>Rate per 100,000 Residents*</i>	570.5	574.1	599.4	563.4	551.6	572.1

Annual Crash-Related Emergency Room Charges

<i>Brown County</i>						
Total Crash Injury Emergency Room Charges	\$1,012,663	\$1,136,883	\$1,541,833	\$1,362,193	\$1,624,532	\$1,416,360
<i>Annual ER Charge per 1,000 Residents</i>	\$4,173	\$4,685	\$6,354	\$5,613	\$6,694	\$5,836

State of Wisconsin

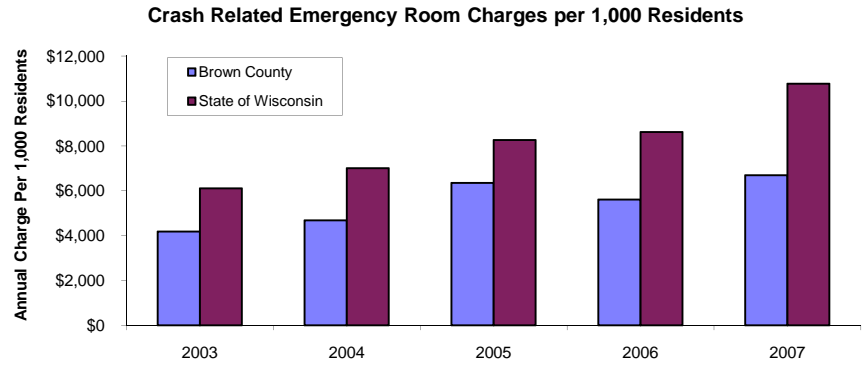
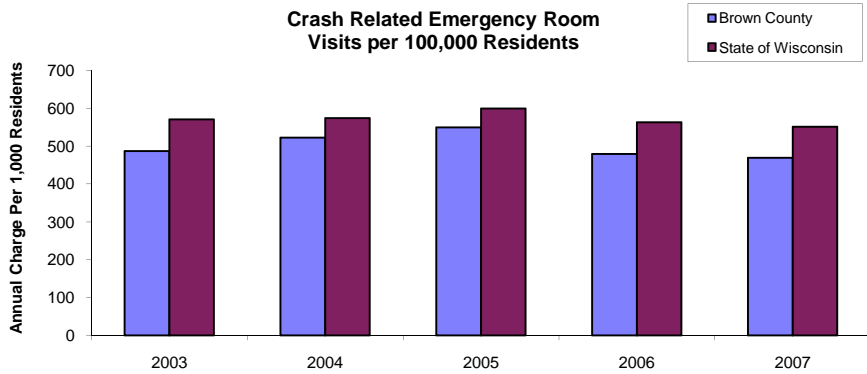
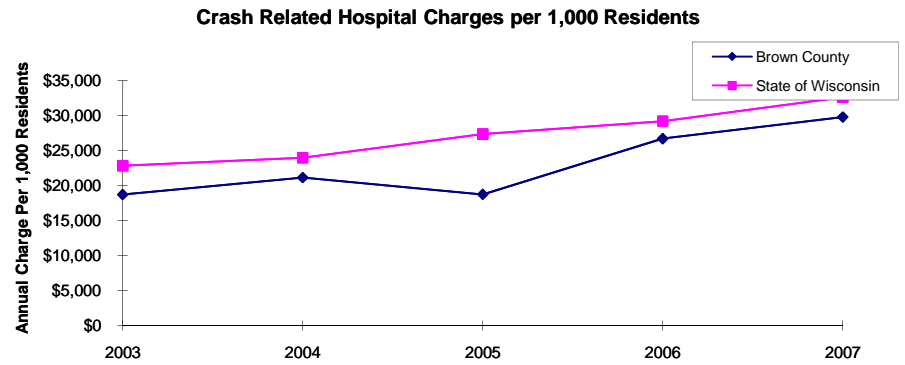
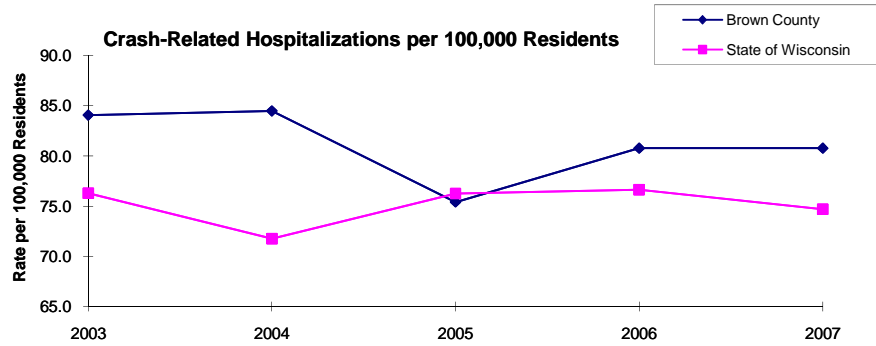
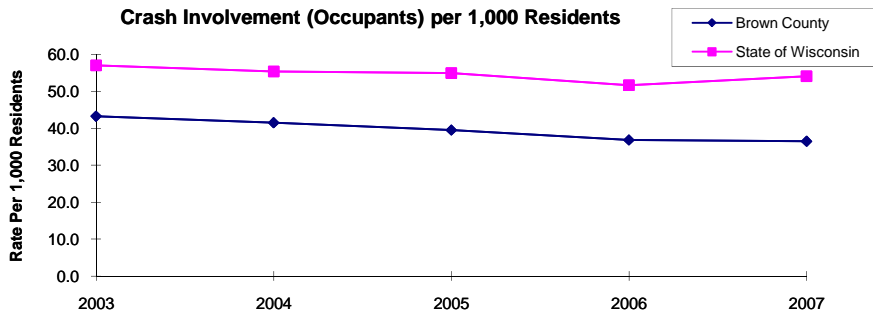
Crash Injury Emergency Room Charges	\$33,900,299	\$38,900,194	\$45,882,386	\$47,860,521	\$59,808,628	\$48,112,932
<i>Annual ER Charge per 1,000 Residents</i>	6,108	\$7,009	\$8,267	\$8,623	\$10,776	\$8,669

Average Annual Population (computed 2003-2007 population estimates)

<i>Brown County</i>	242,673	* Reported as a rate per 100,000 residents to better highlight
<i>State of Wisconsin</i>	5,550,118	variations: 1.12 per 1,000 = 112 per 100,000.

Population data estimates are available at the Demographic Services Center, Wisconsin Department of Administration

Residents of Brown County



Zipcodes included in County of Resident Reports

Residents of Brown County

54115	54126
54162	54173
54180	54208
54229	54300-54344