

---

## Residents of Buffalo County

### Motor Vehicle Crash Occupants, Hospitalizations, Emergency Room Visits and Fatalities 2003-2007

	Auto	Truck	Motorcycle	Bicycle	Pedestrian	Total
Crash Occupants	2,033	752	38		8	2,832
Hospitalized Cases	28		11	0		44
Hospital Charges	\$728,297	\$41,710	\$606,841	\$0	\$12,898	\$1,389,746
Emergency Room Visits	123	36	8	0		140
Emergency Room Charges	\$182,310	\$57,998	\$9,363	\$0	\$9,887	\$203,259
Deaths	7	1	0	0	0	8

Indicates a value < 6

**Residents of Buffalo County  
Hospitalization Charges by Vehicle Type  
2003-2007**

	<b>Auto</b>	<b>Truck</b>	<b>Motorcycle</b>	<b>Bicycle</b>	<b>Pedestrian</b>
Hospital Charges	\$728,297	\$41,710	\$606,841	\$0	\$12,898
Total Crash Occupants	2,033	752	38		8
<b>Hospital Charge/Occupant</b>	\$358.24	\$55.47	\$15,969.50	\$0.00	\$1,612.25

**Hospitalization Rates by Vehicle Type  
2003-2007**

	<b>Auto</b>	<b>Truck</b>	<b>Motorcycle</b>	<b>Bicycle</b>	<b>Pedestrian</b>
Hospital Cases	28		11	0	
Total Crash Occupants	2,033	752	38		8
<b>Hospitalization Rate/Crash Occupant</b>	1.4%	0.5%	28.9%	0.0%	12.5%

**Emergency Room Charges by Vehicle Type  
2003-2007**

	<b>Auto</b>	<b>Truck</b>	<b>Motorcycle</b>	<b>Bicycle</b>	<b>Pedestrian</b>
ER Charges	\$182,310	\$57,998	\$9,363	\$0	\$9,887
Crash Occupants	2,033	752	38		8
<b>Emergency Room Charges/Crash Occupant</b>	\$90	\$77	\$246	\$0	\$1,236

**Emergency Room Visits by Vehicle Type  
2003-2007**

	<b>Auto</b>	<b>Truck</b>	<b>Motorcycle</b>	<b>Bicycle</b>	<b>Pedestrian</b>
Emergency Room Visits	123	36	8	0	
Total Crash Occupants	2,033	752	38		8
<b>Emergency Room Rate/Crash Occupant</b>	6.1%	4.8%	21.1%	0.0%	37.5%

Indicates a value < 4

**Residents of Buffalo County  
Occupants of Motor Vehicle Crashes  
2003-2007**

	<b>Auto</b>	<b>Truck</b>	<b>Motorcycle</b>	<b>Bicycle</b>	<b>Pedestrian</b>	<b>Total</b>
2003	447	173	7	0		630
2004	409	160	7	0	0	576
2005	401	144	8			557
2006	391	133	8	0		533
2007	385	142	8	0		536
Five-Year Total	2,033	752	38		8	2,832

Indicates a value < 6

**Residents of Buffalo County  
Motor Vehicle Crash Hospitalizations, Hospital Charges and Emergency Room Visits and Charges  
2003-2007**

	<b>Auto</b>	<b>Truck</b>	<b>Motorcycle</b>	<b>Bicycle</b>	<b>Pedestrian</b>	<b>Total</b>
<b>2003</b>						
Number of Cases			0	0	0	
Total Charges	\$80,419	\$13,093	\$0	\$0	\$0	\$93,512
<b>2004</b>						
Number of Cases		0		0	0	7
Total Charges	\$145,573	\$0	\$56,058	\$0	\$0	\$201,631
<b>2005</b>						
Number of Cases		0		0	0	8
Total Charges	\$121,308	\$0	\$100,207	\$0	\$0	\$221,515
<b>2006</b>						
Number of Cases	7			0	0	10
Total Charges	\$225,199	\$16,612	\$9,859	\$0	\$0	\$251,670
<b>2007</b>						
Number of Cases				0		13
Total Charges	\$155,798	\$12,005	\$440,717	0	\$12,898	\$621,418
<b>Five-YearTotal</b>						
Number of Cases	28		11	0		44
Total Charges	\$728,297	\$41,710	\$606,841	\$0	\$12,898	\$1,389,746

**Motor Vehicle Crash Emergency Room Visits and Charges  
2003-2007**

	<b>Auto</b>	<b>Truck</b>	<b>Motorcycle</b>	<b>Bicycle</b>	<b>Pedestrian</b>	<b>Total</b>
<b>2003</b>						
Number of Cases	24	13		0		41
Total Charges	\$19,865	\$9,190	\$1,686	\$0	\$187	\$30,928
<b>2004</b>						
Number of Cases	26		0	0	0	28
Total Charges	\$49,150	\$2,221	\$0	\$0	\$0	\$51,371
<b>2005</b>						
Number of Cases	18	9		0	0	30
Total Charges	\$20,523	\$21,014	\$5,179	\$0	\$0	\$46,716
<b>2006</b>						
Number of Cases	32	7		0		41
Total Charges	\$57,546	\$6,296	\$703	\$0	\$9,699	\$74,244
<b>2007</b>						
Number of Cases	23			0		30
Total Charges	\$35,226	\$19,277	\$1,795	0		\$56,299
<b>Five -Year Total</b>						
Number of Cases	123	36	8	0		140
Total Charges	\$182,310	\$57,998	\$9,363	\$0	\$9,887	\$203,259

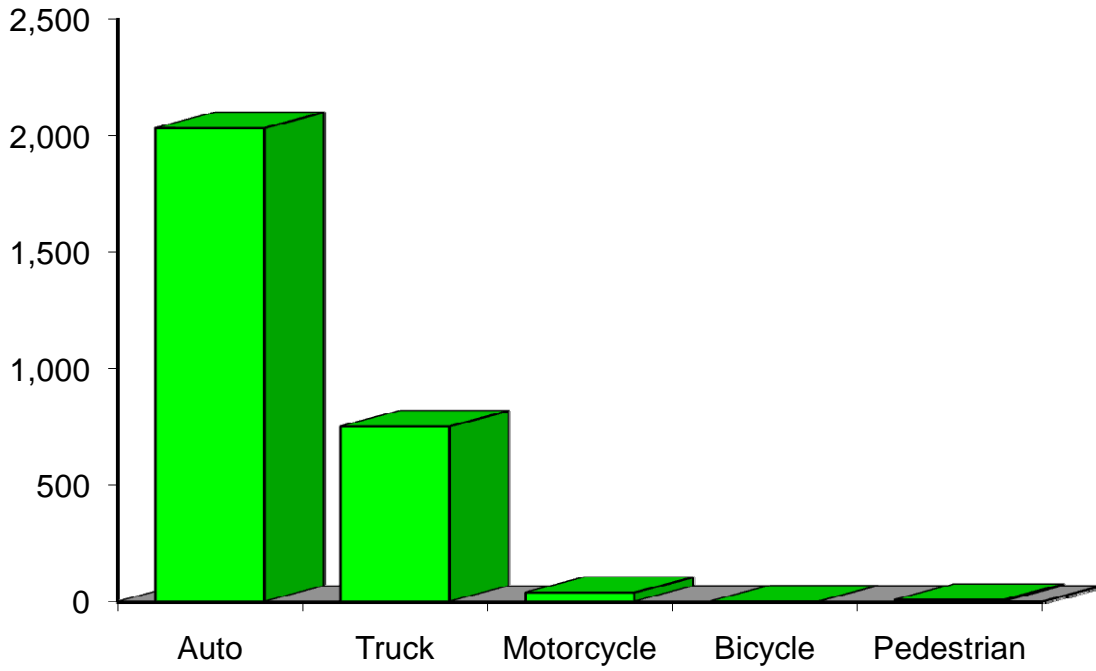
Indicates a value < 6

**Residents of Buffalo County  
Motor Vehicle Crash Deaths  
2003-2007**

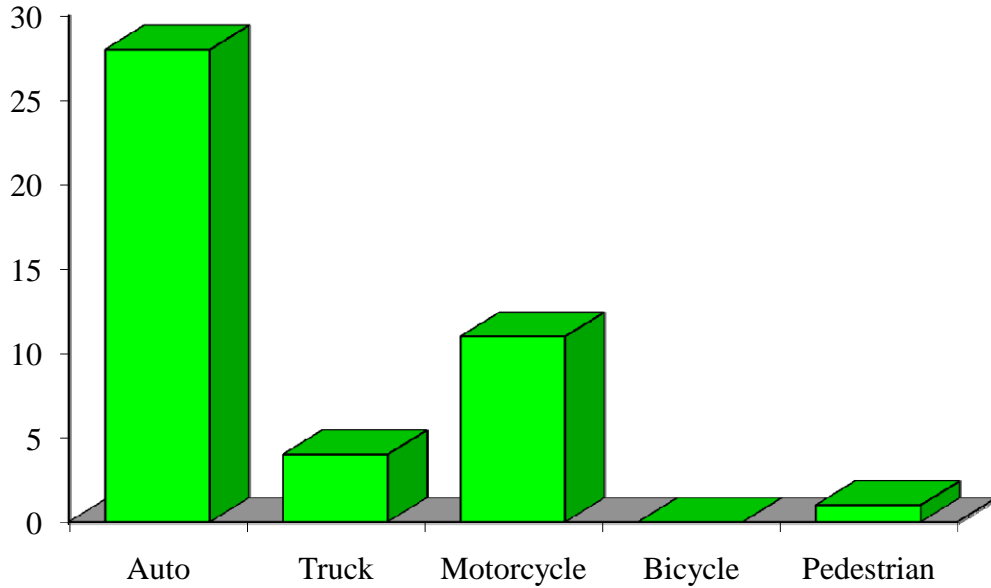
	<b>Auto</b>	<b>Truck</b>	<b>Motorcycle</b>	<b>Bicycle</b>	<b>Pedestrian</b>	<b>Total</b>
2003	0	0	0	0	0	0
2004			0	0	0	
2005	0	0	0	0	0	0
2006		0	0	0	0	
2007	0	0	0	0	0	0
Five-Year Total	7		0	0	0	8

Indicates a value < 6

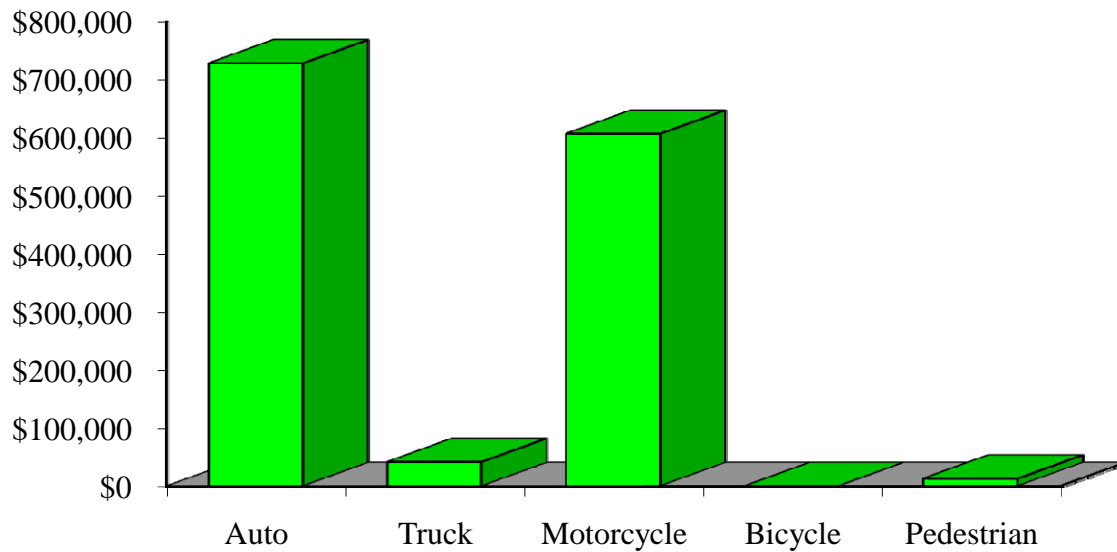
## Crash Occupants by Vehicle Type Residents of Buffalo County, 2003-2007



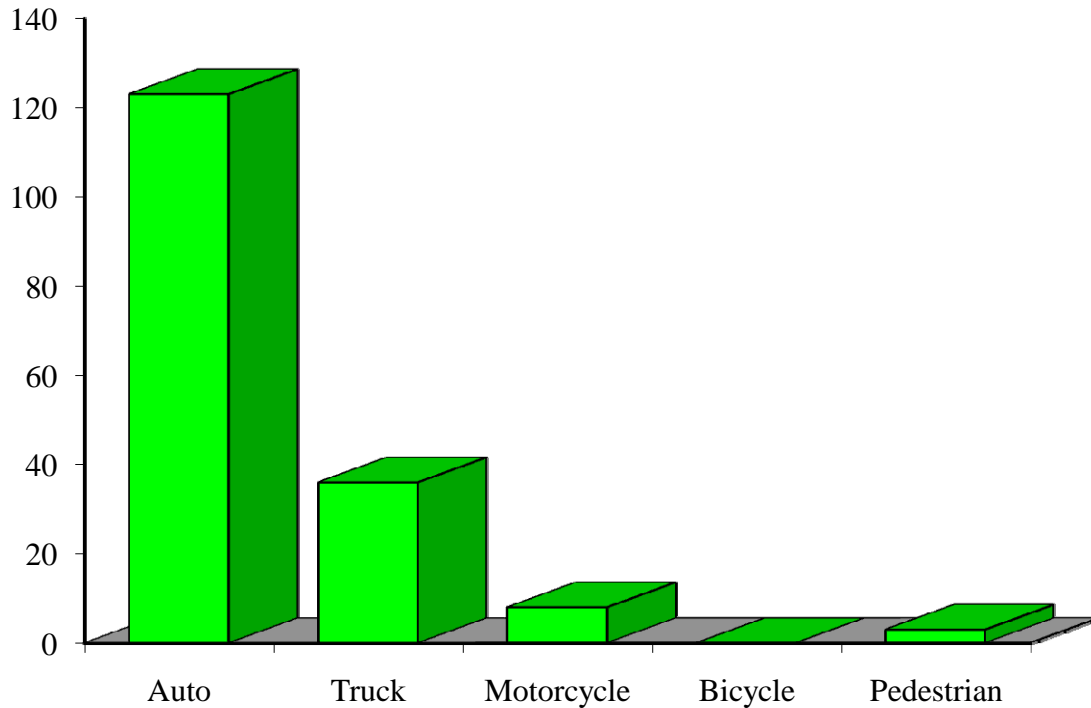
### Hospitalizations by Vehicle Type Residents of Buffalo County, 2003-2007



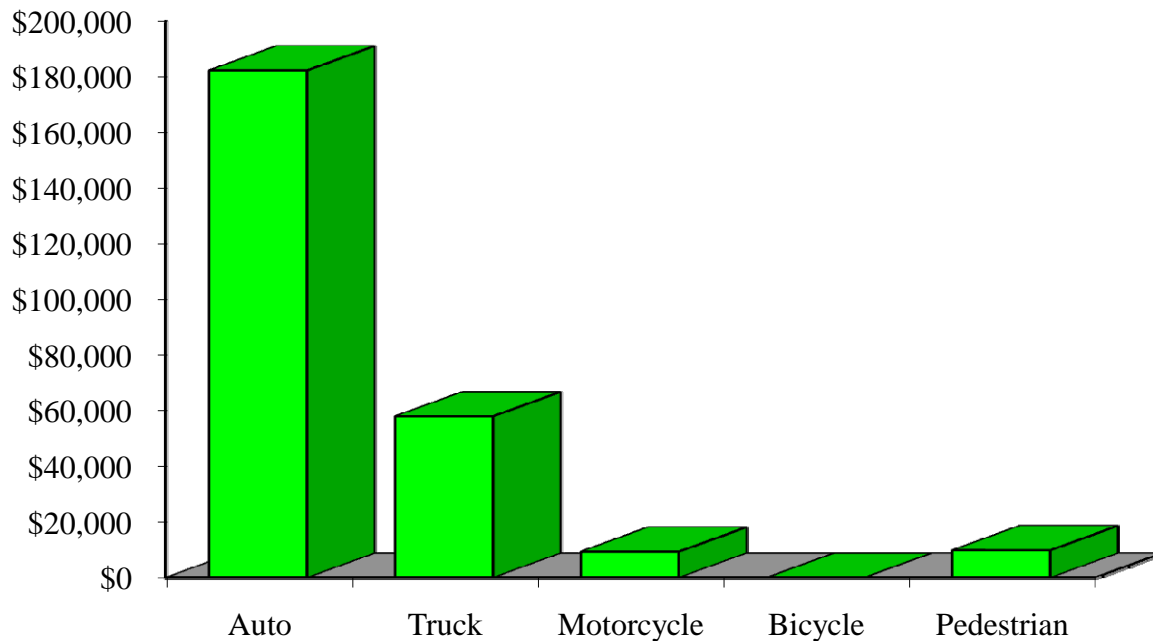
### Hospital Charges by Vehicle Type Residents of Buffalo County, 2003-2007



### Emergency Room Visits by Vehicle Type Residents of Buffalo County, 2003-2007



### Emergency Room Charges by Vehicle Type Residents of Buffalo County, 2003-2007



**Residents of Buffalo County and All Wisconsin 'Crash Occupants'**  
**Crash Involvement Rates and Costs**

**2003-2007**

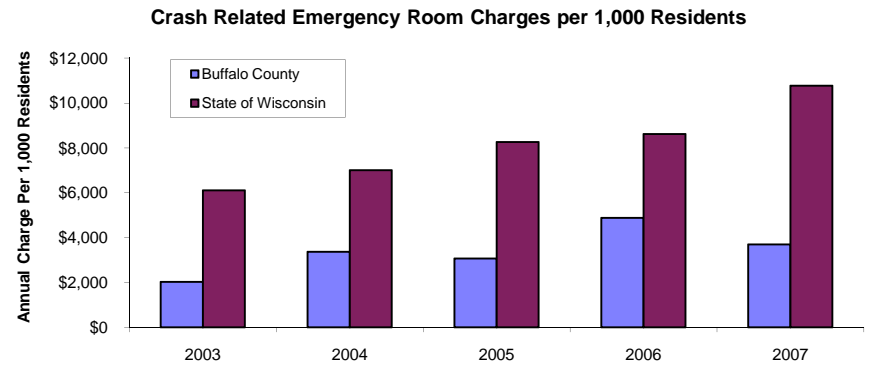
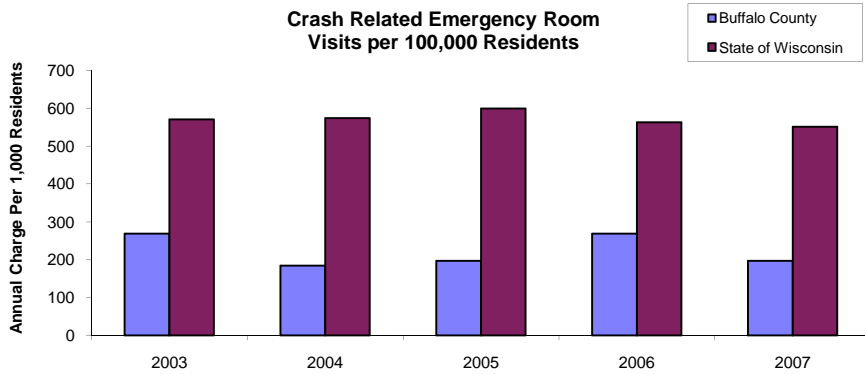
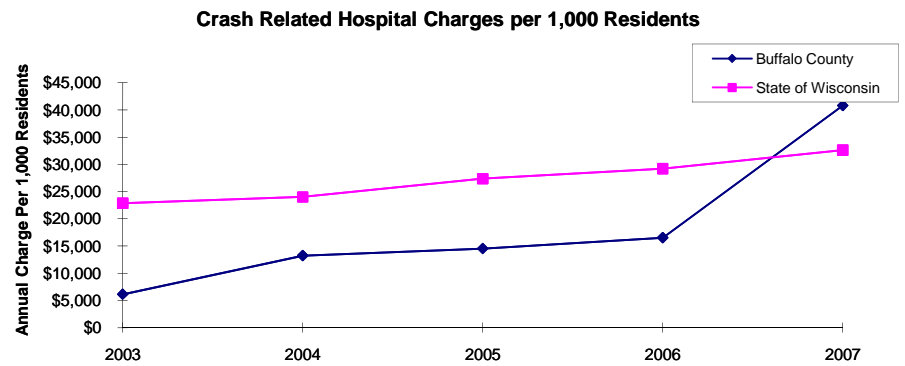
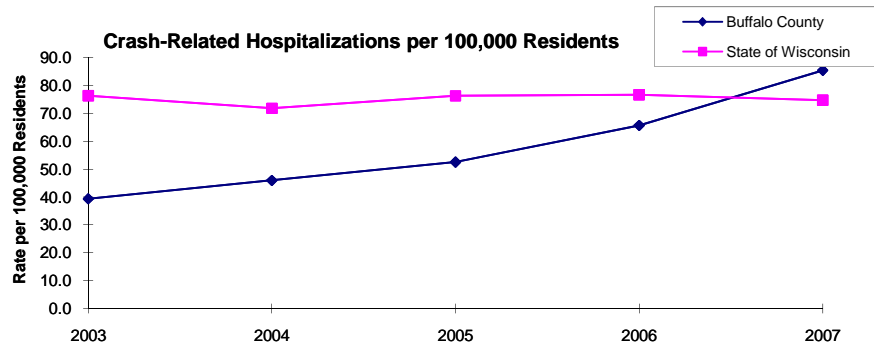
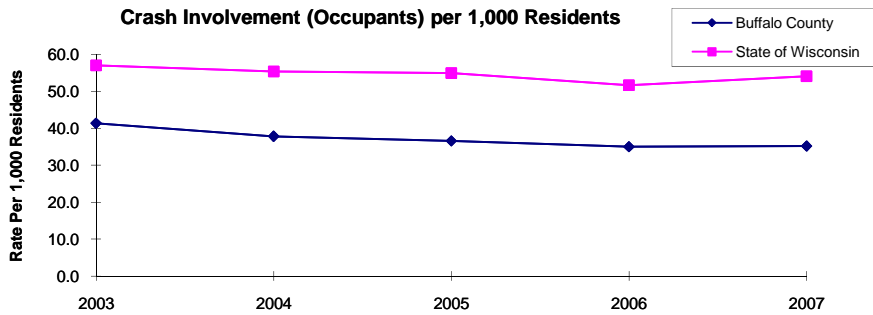
	<b>2003</b>	<b>2004</b>	<b>2005</b>	<b>2006</b>	<b>2007</b>	<b>Average</b>
<b>Annual Crash Involvement</b>						
<i>Buffalo County</i>						
Crash Occupants	630	576	557	533	536	566
<i>Rate per 1,000 Residents</i>	41.4	37.8	36.6	35.0	35.2	37.2
<i>State of Wisconsin</i>						
Crash Occupants	316,298	307,373	305,007	286,608	300,270	303,111
<i>Rate per 1,000 Residents</i>	57.0	55.4	55.0	51.6	54.1	54.6
<b>Annual Crash-Related Hospitalizations</b>						
<i>Buffalo County</i>						
Crash-Related Hospitalizations		7	8	10	13	9
<i>Rate per 100,000 Residents*</i>	39.4	46.0	52.5	65.7	85.4	57.8
<i>State of Wisconsin</i>						
Crash-Related Hospitalizations	4,234	3,983	4,232	4,253	4,146	4,170
<i>Rate per 100,000 Residents*</i>	76.3	71.8	76.3	76.6	74.7	75.1
<b>Annual Crash-Related Hospital Charges</b>						
<i>Buffalo County</i>						
Total Crash Injury Hospital Charges	\$93,512	\$201,631	\$221,515	\$251,670	\$621,418	\$277,949
<i>Annual Charge per 1,000 Residents</i>	\$6,140	\$13,240	\$14,545	\$16,525	\$40,804	\$18,251
<i>State of Wisconsin</i>						
Total Crash Injury Hospital Charges	\$126,881,405	\$133,270,653	\$151,898,242	\$162,208,759	\$181,072,379	\$151,066,288
<i>Annual Charge per 1,000 Residents</i>	\$22,861	\$24,012	\$27,368	\$29,226	\$32,625	\$27,219
<b>Annual Crash-Related Emergency Room Visits</b>						
<i>Buffalo County</i>						
Crash-Related Emergency Room Visits	41	28	30	41	30	32
<i>Rate per 100,000 Residents*</i>	269.2	183.9	197.0	269.2	197.0	211.8
<i>State of Wisconsin</i>						
Crash-Related Emergency Room Visits	31,664	31,866	33,269	31,268	30,615	\$31,755
<i>Rate per 100,000 Residents*</i>	570.5	574.1	599.4	563.4	551.6	572.1
<b>Annual Crash-Related Emergency Room Charges</b>						
<i>Buffalo County</i>						
Total Crash Injury Emergency Room Charges	\$30,928	\$51,371	\$46,716	\$74,244	\$56,299	\$57,158
<i>Annual ER Charge per 1,000 Residents</i>	\$2,031	\$3,373	\$3,067	\$4,875	\$3,697	\$3,753
<i>State of Wisconsin</i>						
Crash Injury Emergency Room Charges	\$33,900,299	\$38,900,194	\$45,882,386	\$47,860,521	\$59,808,628	\$48,112,932
<i>Annual ER Charge per 1,000 Residents</i>	6,108	\$7,009	\$8,267	\$8,623	\$10,776	\$8,669

**Average Annual Population (computed 2003-2007 population estimates)**

<i>Buffalo County</i>	15,229	* Reported as a rate per 100,000 residents to better highlight
<i>State of Wisconsin</i>	5,550,118	variations: 1.12 per 1,000 = 112 per 100,000.

Population data estimates are available at the Demographic Services Center, Wisconsin Department of Administration

## Residents of Buffalo County



Zipcodes included in County of Resident Reports

**Residents of Buffalo County**

54610	54622
54629	54743
54755	54756