
Residents of Calumet County

Motor Vehicle Crash Occupants, Hospitalizations, Emergency Room Visits and Fatalities 2003-2007

	Auto	Truck	Motorcycle	Bicycle	Pedestrian	Total
Crash Occupants	4,431	1,355	80	8	18	5,892
Hospitalized Cases	60	12	18	0		91
Hospital Charges	\$1,328,827	\$536,960	\$489,263	\$0	\$53,019	\$2,408,069
Emergency Room Visits	454	91	25		9	477
Emergency Room Charges	\$579,723	\$103,692	\$48,424	\$6,221	\$9,603	\$543,743
Deaths	16	3	2	0	3	24

Indicates a value < 6

**Residents of Calumet County
Hospitalization Charges by Vehicle Type
2003-2007**

	Auto	Truck	Motorcycle	Bicycle	Pedestrian
Hospital Charges	\$1,328,827	\$536,960	\$489,263	\$0	\$53,019
Total Crash Occupants	4,431	1,355	80	8	18
Hospital Charge/Occupant	\$299.89	\$396.28	\$6,115.79	\$0.00	\$2,945.50

**Hospitalization Rates by Vehicle Type
2003-2007**

	Auto	Truck	Motorcycle	Bicycle	Pedestrian
Hospital Cases	60	12	18	0	
Total Crash Occupants	4,431	1,355	80	8	18
Hospitalization Rate/Crash Occupant	1.4%	0.9%	22.5%	0.0%	5.6%

**Emergency Room Charges by Vehicle Type
2003-2007**

	Auto	Truck	Motorcycle	Bicycle	Pedestrian
ER Charges	\$579,723	\$103,692	\$48,424	\$6,221	\$9,603
Crash Occupants	4,431	1,355	80	8	18
Emergency Room Charges/Crash Occupant	\$131	\$77	\$605	\$778	\$534

**Emergency Room Visits by Vehicle Type
2003-2007**

	Auto	Truck	Motorcycle	Bicycle	Pedestrian
Emergency Room Visits	454	91	25	6	9
Total Crash Occupants	4,431	1,355	80	8	18
Emergency Room Rate/Crash Occupant	10.2%	6.7%	31.3%	75.0%	50.0%

Indicates a value < 4

**Residents of Calumet County
Occupants of Motor Vehicle Crashes
2003-2007**

	Auto	Truck	Motorcycle	Bicycle	Pedestrian	Total
2003	999	277	16			1,301
2004	943	291	14			1,252
2005	905	260	19			1,186
2006	821	279	11	0		1,115
2007	763	248	20			1,038
Five-Year Total	4,431	1,355	80	8	18	5,892

Indicates a value < 6

Residents of Calumet County
Motor Vehicle Crash Hospitalizations, Hospital Charges and Emergency Room Visits and Charges
2003-2007

	Auto	Truck	Motorcycle	Bicycle	Pedestrian	Total
2003						
Number of Cases	13			0		21
Total Charges	\$191,804	\$112,750	\$87,795	\$0	\$53,019	\$445,368
2004						
Number of Cases	17			0	0	22
Total Charges	\$135,066	\$17,757	\$215,242	\$0	\$0	\$368,065
2005						
Number of Cases	8	0		0	0	11
Total Charges	\$204,282	\$0	\$39,212	\$0	\$0	\$243,494
2006						
Number of Cases	17			0	0	26
Total Charges	\$555,425	\$150,069	\$93,228	\$0	\$0	\$798,722
2007						
Number of Cases				0	0	11
Total Charges	\$242,250	\$256,384	\$53,786	\$0	\$0	\$552,420
Five-YearTotal						
Number of Cases	60	12	18	0		91
Total Charges	\$1,328,827	\$536,960	\$489,263	\$0	\$53,019	\$2,408,069

Motor Vehicle Crash Emergency Room Visits and Charges
2003-2007

	Auto	Truck	Motorcycle	Bicycle	Pedestrian	Total
2003						
Number of Cases	98	15				122
Total Charges	\$83,676	\$9,665	\$11,211	\$997	\$4,595	\$110,144
2004						
Number of Cases	104	14				123
Total Charges	\$87,661	\$10,466	\$863	\$149	\$1,286	\$100,425
2005						
Number of Cases	87	27	8			124
Total Charges	\$141,460	\$44,659	\$8,946	\$58	\$600	\$195,723
2006						
Number of Cases	81	21		0		108
Total Charges	\$96,612	\$27,044	\$10,674	\$0	\$3,121	\$137,451
2007						
Number of Cases	84	14	7			108
Total Charges	\$170,314	\$11,858	\$16,730	\$5,017		\$203,920
Five -Year Total						
Number of Cases	454	91	25		9	477
Total Charges	\$579,723	\$103,692	\$48,424	\$6,221	\$9,603	\$543,743

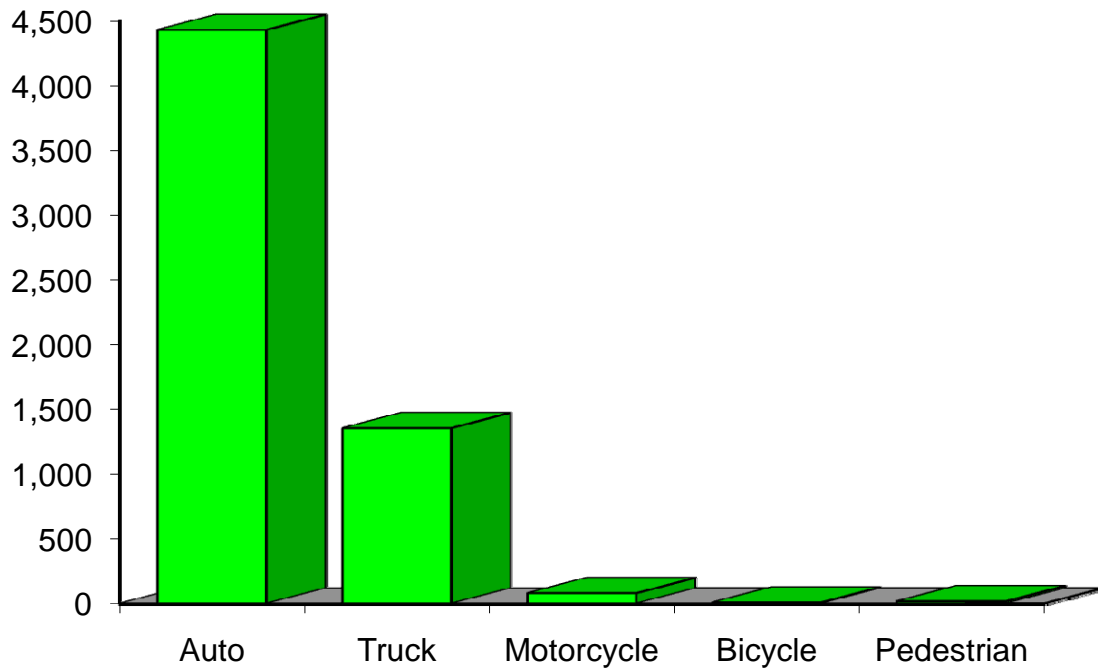
Indicates a value < 6

**Residents of Calumet County
Motor Vehicle Crash Deaths
2003-2007**

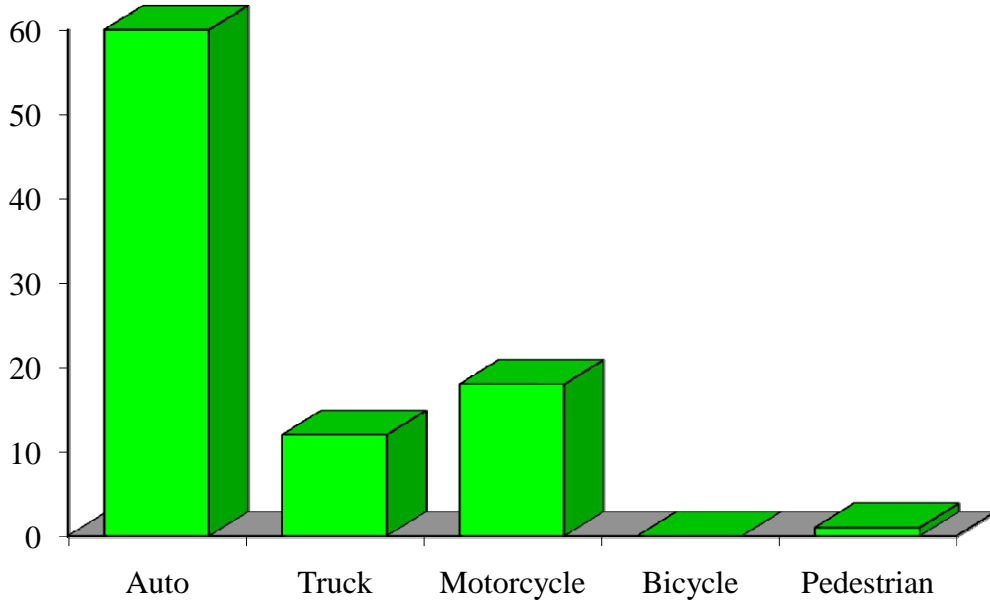
	Auto	Truck	Motorcycle	Bicycle	Pedestrian	Total
2003				0	0	
2004				0	0	7
2005		0	0	0	0	
2006			0	0		
2007		0	0	0		
Five-Year Total	16			0		24

Indicates a value < 6

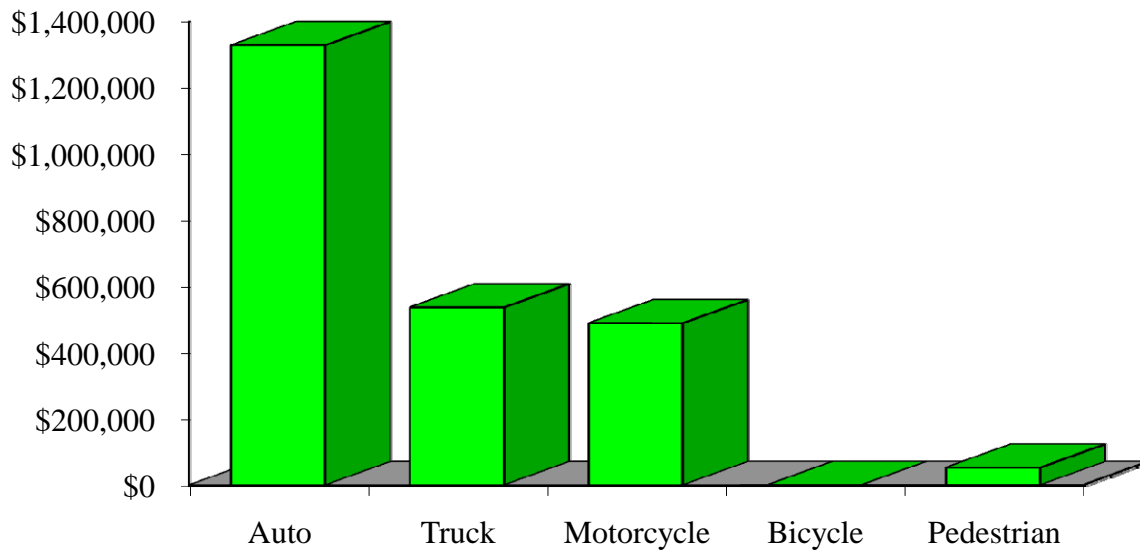
Crash Occupants by Vehicle Type Residents of Calumet County, 2003-2007



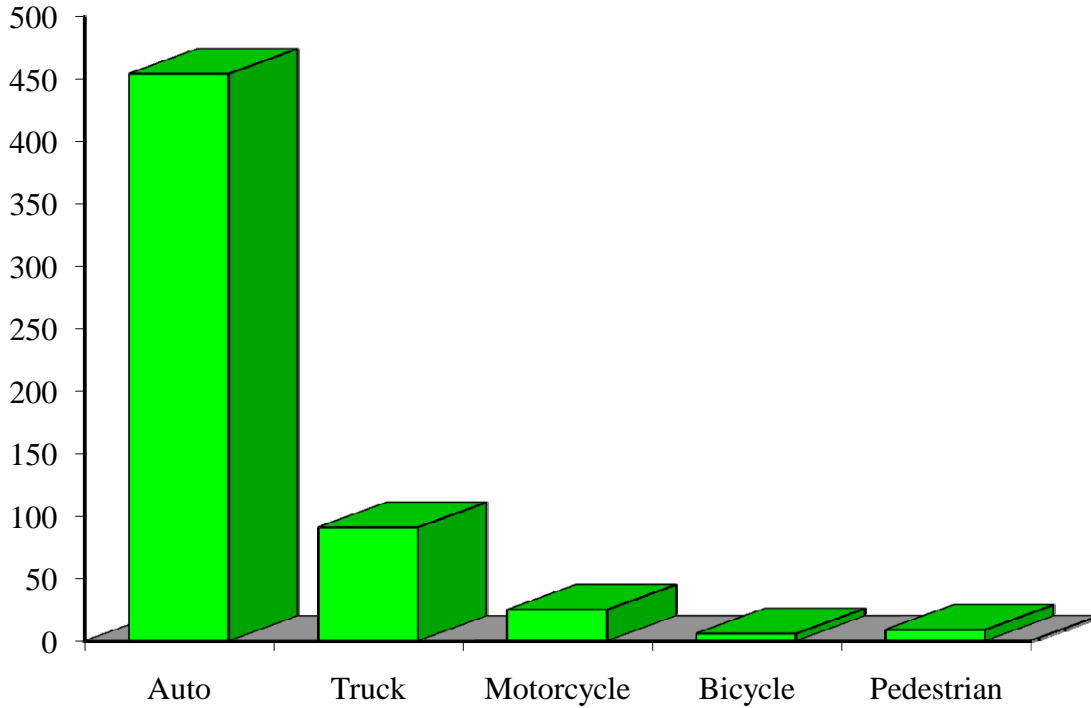
Hospitalizations by Vehicle Type Residents of Calumet County, 2003-2007



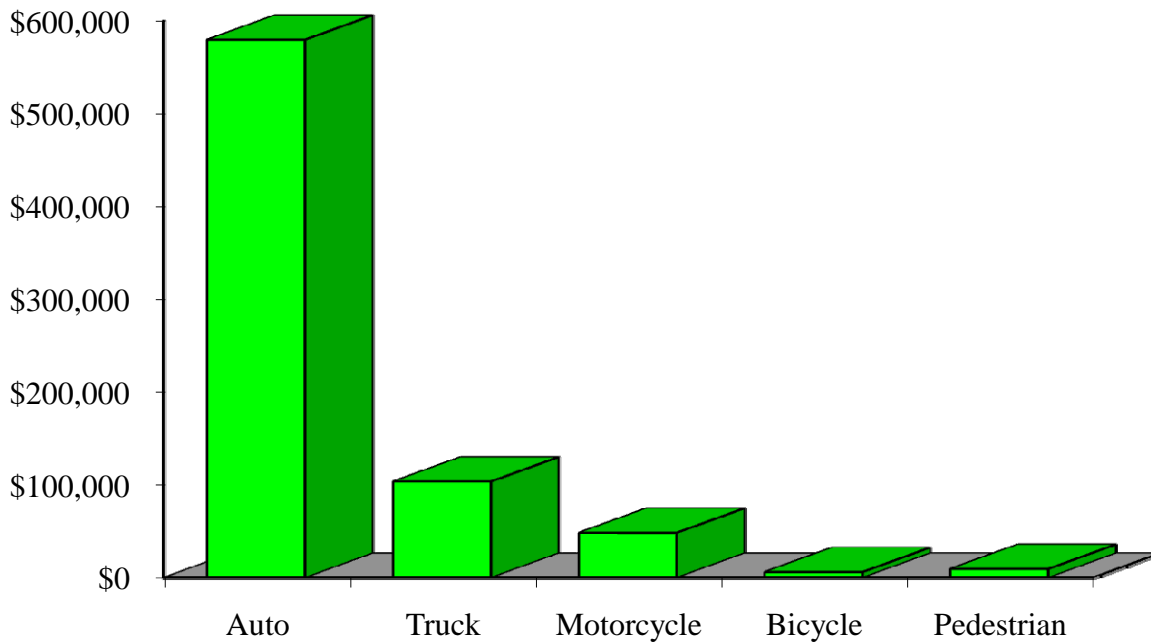
Hospital Charges by Vehicle Type Residents of Calumet County, 2003-2007



Emergency Room Visits by Vehicle Type Residents of Calumet County, 2003-2007



Emergency Room Charges by Vehicle Type Residents of Calumet County, 2003-2007



Residents of Calumet County and All Wisconsin 'Crash Occupants'

Crash Involvement Rates and Costs

2003-2007

	2003	2004	2005	2006	2007	Average
--	-------------	-------------	-------------	-------------	-------------	----------------

Annual Crash Involvement

<i>Calumet County</i>						
Crash Occupants	1,301	1,252	1,186	1,115	1,038	1,178
<i>Rate per 1,000 Residents</i>	52.1	50.2	47.5	44.7	41.6	47.2

State of Wisconsin

Crash Occupants	316,298	307,373	305,007	286,608	300,270	303,111
<i>Rate per 1,000 Residents</i>	57.0	55.4	55.0	51.6	54.1	54.6

Annual Crash-Related Hospitalizations

<i>Calumet County</i>						
Crash-Related Hospitalizations	21	22	11	26	11	18
<i>Rate per 100,000 Residents*</i>	84.2	88.2	44.1	104.2	44.1	72.9

State of Wisconsin

Crash-Related Hospitalizations	4,234	3,983	4,232	4,253	4,146	4,170
<i>Rate per 100,000 Residents*</i>	76.3	71.8	76.3	76.6	74.7	75.1

Annual Crash-Related Hospital Charges

<i>Calumet County</i>						
Total Crash Injury Hospital Charges	\$445,368	\$368,065	\$243,494	\$798,722	\$552,420	\$481,614
<i>Annual Charge per 1,000 Residents</i>	\$17,848	\$14,750	\$9,758	\$32,009	\$22,139	\$19,301

State of Wisconsin

Total Crash Injury Hospital Charges	\$126,881,405	\$133,270,653	\$151,898,242	\$162,208,759	\$181,072,379	\$151,066,288
<i>Annual Charge per 1,000 Residents</i>	\$22,861	\$24,012	\$27,368	\$29,226	\$32,625	\$27,219

Annual Crash-Related Emergency Room Visits

<i>Calumet County</i>						
Crash-Related Emergency Room Visits	122	123	124	108	108	116
<i>Rate per 100,000 Residents*</i>	488.9	492.9	496.9	432.8	432.8	463.9

State of Wisconsin

Crash-Related Emergency Room Visits	31,664	31,866	33,269	31,268	30,615	\$31,755
<i>Rate per 100,000 Residents*</i>	570.5	574.1	599.4	563.4	551.6	572.1

Annual Crash-Related Emergency Room Charges

<i>Calumet County</i>						
Total Crash Injury Emergency Room Charges	\$110,144	\$100,425	\$195,723	\$137,451	\$203,920	\$159,380
<i>Annual ER Charge per 1,000 Residents</i>	\$4,414	\$4,025	\$7,844	\$5,508	\$8,172	\$6,387

State of Wisconsin

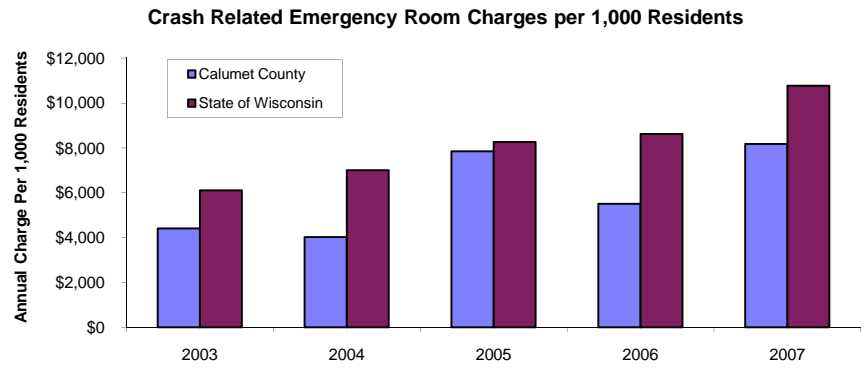
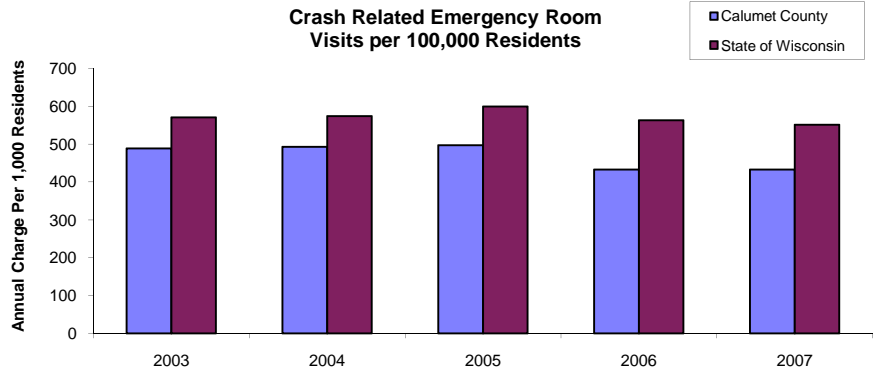
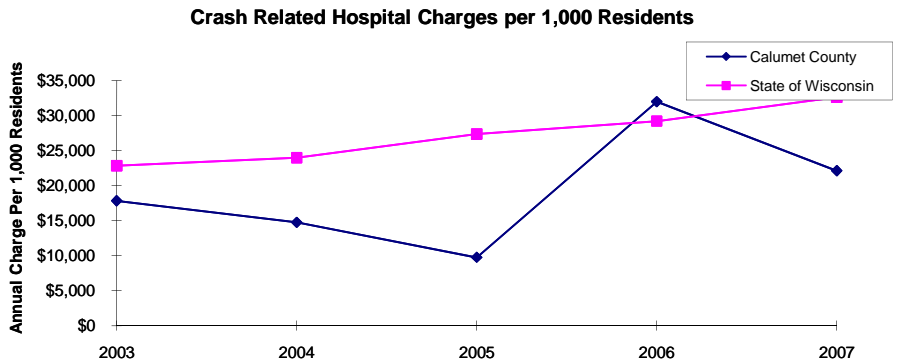
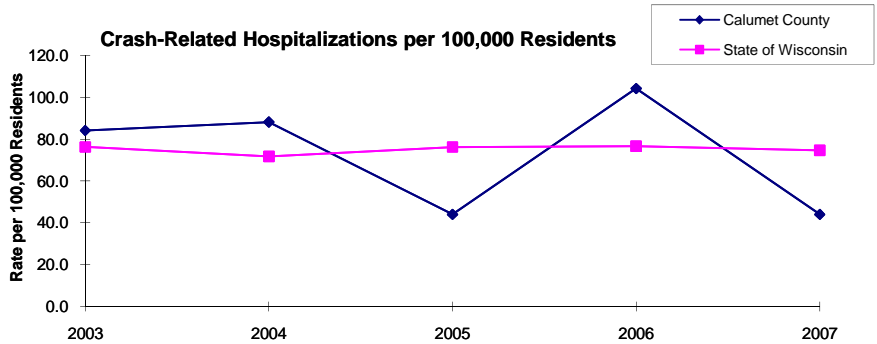
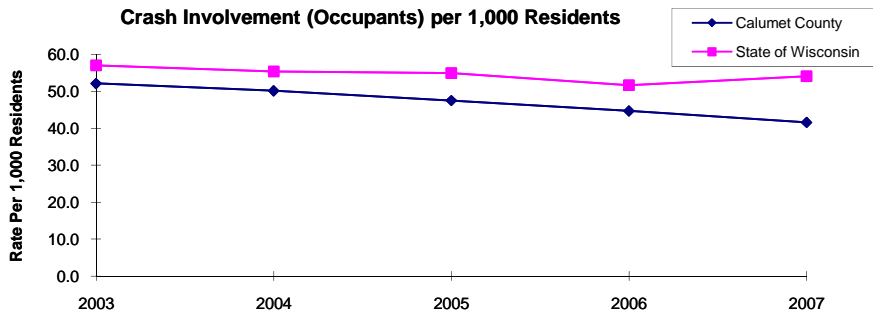
Crash Injury Emergency Room Charges	\$33,900,299	\$38,900,194	\$45,882,386	\$47,860,521	\$59,808,628	\$48,112,932
<i>Annual ER Charge per 1,000 Residents</i>	6,108	\$7,009	\$8,267	\$8,623	\$10,776	\$8,669

Average Annual Population (computed 2003-2007 population estimates)

<i>Calumet County</i>	24,953	* Reported as a rate per 100,000 residents to better highlight
<i>State of Wisconsin</i>	5,550,118	variations: 1.12 per 1,000 = 112 per 100,000.

Population data estimates are available at the Demographic Services Center, Wisconsin Department of Administration

Residents of Calumet County



Zipcodes included in County of Resident Reports

Residents of Calumet County

53014	53061
53062	53088
54110	54123
54129	54160
54169	