
Residents of Forest County

Motor Vehicle Crash Occupants, Hospitalizations, Emergency Room Visits and Fatalities 2003-2007

	Auto	Truck	Motorcycle	Bicycle	Pedestrian	Total
Crash Occupants	1,298	672	25		7	2,003
Hospitalized Cases	35	18		0	0	59
Hospital Charges	\$1,260,792	\$655,421	\$271,704	\$0	\$0	\$2,187,917
Emergency Room Visits	163	57	8			197
Emergency Room Charges	\$318,546	\$149,486	\$19,454	\$293		\$358,675
Deaths	4	2	1	0	0	7

Indicates a value < 6

**Residents of Forest County
Hospitalization Charges by Vehicle Type
2003-2007**

	Auto	Truck	Motorcycle	Bicycle	Pedestrian
Hospital Charges	\$1,260,792	\$655,421	\$271,704	\$0	\$0
Total Crash Occupants	1,298	672	25		7
Hospital Charge/Occupant	\$971.33	\$975.33	\$10,868.16	\$0.00	\$0.00

**Hospitalization Rates by Vehicle Type
2003-2007**

	Auto	Truck	Motorcycle	Bicycle	Pedestrian
Hospital Cases	35	18	6	0	0
Total Crash Occupants	1,298	672	25		7
Hospitalization Rate/Crash Occupant	2.7%	2.7%	24.0%	0.0%	0.0%

**Emergency Room Charges by Vehicle Type
2003-2007**

	Auto	Truck	Motorcycle	Bicycle	Pedestrian
ER Charges	\$318,546	\$149,486	\$19,454	\$293	
Crash Occupants	1,298	672	25		7
Emergency Room Charges/Crash Occupant	\$245	\$222	\$778	\$293	\$0

**Emergency Room Visits by Vehicle Type
2003-2007**

	Auto	Truck	Motorcycle	Bicycle	Pedestrian
Emergency Room Visits	163	57	8		
Total Crash Occupants	1,298	672	25		7
Emergency Room Rate/Crash Occupant	12.6%	8.5%	32.0%		42.9%

Indicates a value < 4

**Residents of Forest County
Occupants of Motor Vehicle Crashes
2003-2007**

	Auto	Truck	Motorcycle	Bicycle	Pedestrian	Total
2003	300	159		0		466
2004	257	132		0	0	395
2005	301	138				446
2006	227	131		0	0	360
2007	213	112	7	0		336
Five-Year Total	1,298	672	25		7	2,003

Indicates a value < 6

Residents of Forest County
Motor Vehicle Crash Hospitalizations, Hospital Charges and Emergency Room Visits and Charges
2003-2007

	Auto	Truck	Motorcycle	Bicycle	Pedestrian	Total
2003						
Number of Cases	7			0	0	11
Total Charges	\$133,158	\$94,846	\$16,079	\$0	\$0	\$244,083
2004						
Number of Cases	12			0	0	15
Total Charges	\$244,914	\$29,987	\$71,901	\$0	\$0	\$346,802
2005						
Number of Cases				0	0	10
Total Charges	\$263,931	\$337,036	\$32,535	\$0	\$0	\$633,502
2006						
Number of Cases				0	0	7
Total Charges	\$92,607	\$65,479	\$93,076	\$0	\$0	\$251,162
2007						
Number of Cases	7	8		0	0	16
Total Charges	\$526,182	\$128,073	\$58,113	0	\$0	\$712,368
Five-YearTotal						
Number of Cases	35	18		0	0	59
Total Charges	\$1,260,792	\$655,421	\$271,704	\$0	\$0	\$2,187,917

Motor Vehicle Crash Emergency Room Visits and Charges
2003-2007

	Auto	Truck	Motorcycle	Bicycle	Pedestrian	Total
2003						
Number of Cases	38	19		0	0	60
Total Charges	\$55,461	\$37,201	\$4,307	\$0	\$0	\$96,969
2004						
Number of Cases	47	10		0	0	58
Total Charges	\$64,744	\$27,511	\$1,991	\$0	\$0	\$94,246
2005						
Number of Cases	40				0	46
Total Charges	\$79,675	\$5,916	\$2,505	\$293	\$0	\$88,389
2006						
Number of Cases	21	12	0	0	0	33
Total Charges	\$47,262	\$31,809	\$0	\$0	\$0	\$79,071
2007						
Number of Cases	17	12		0		35
Total Charges	\$71,404	\$47,049	\$10,651	0		\$129,107
Five -Year Total						
Number of Cases	163	57	8			197
Total Charges	\$318,546	\$149,486	\$19,454	\$293		\$358,675

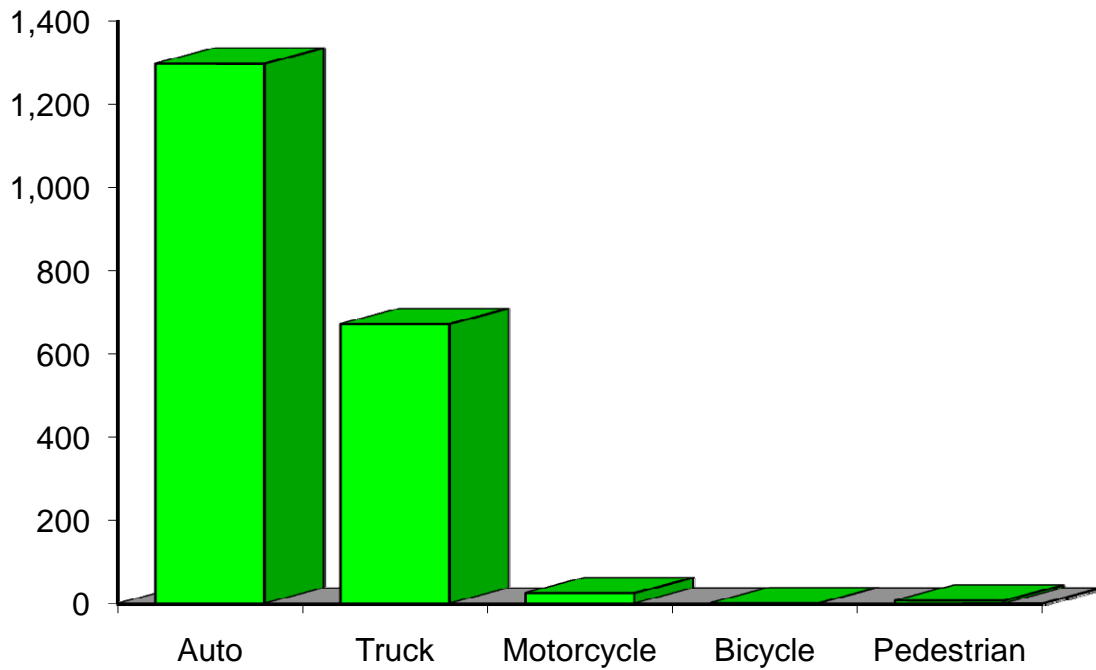
Indicates a value < 6

**Residents of Forest County
Motor Vehicle Crash Deaths
2003-2007**

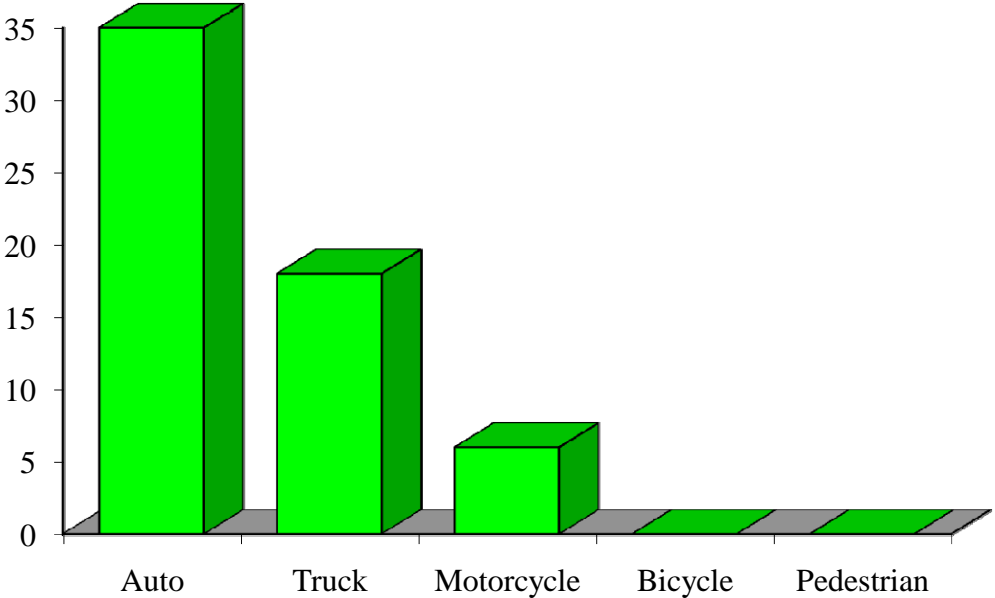
	Auto	Truck	Motorcycle	Bicycle	Pedestrian	Total
2003	0	0	0	0	0	0
2004			0	0	0	
2005	0	0	0	0	0	0
2006		0	0	0	0	
2007	0	0		0	0	
Five-Year Total				0	0	7

Indicates a value < 6

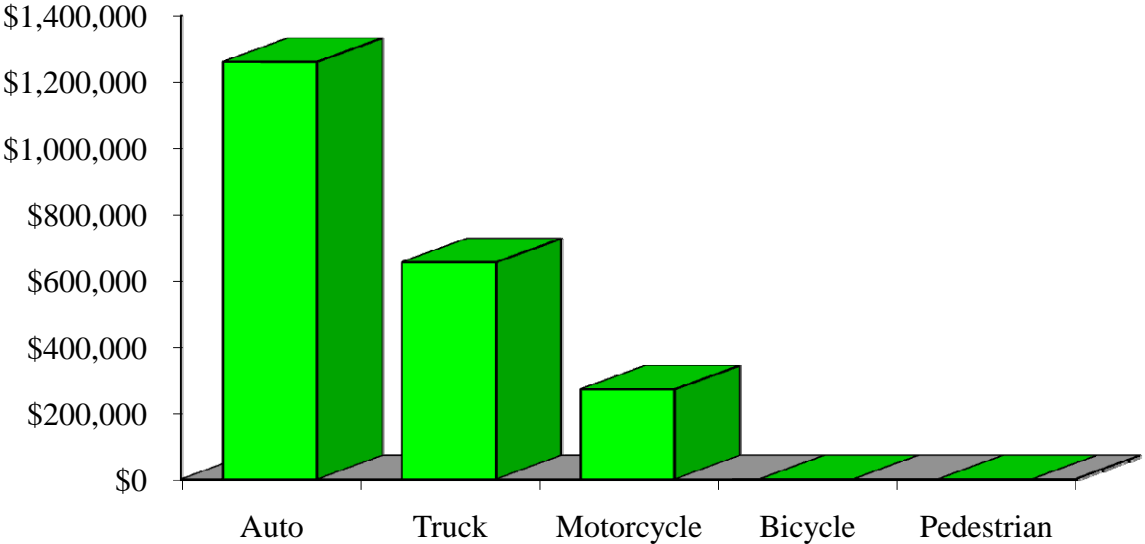
Crash Occupants by Vehicle Type Residents of Forest County, 2003-2007



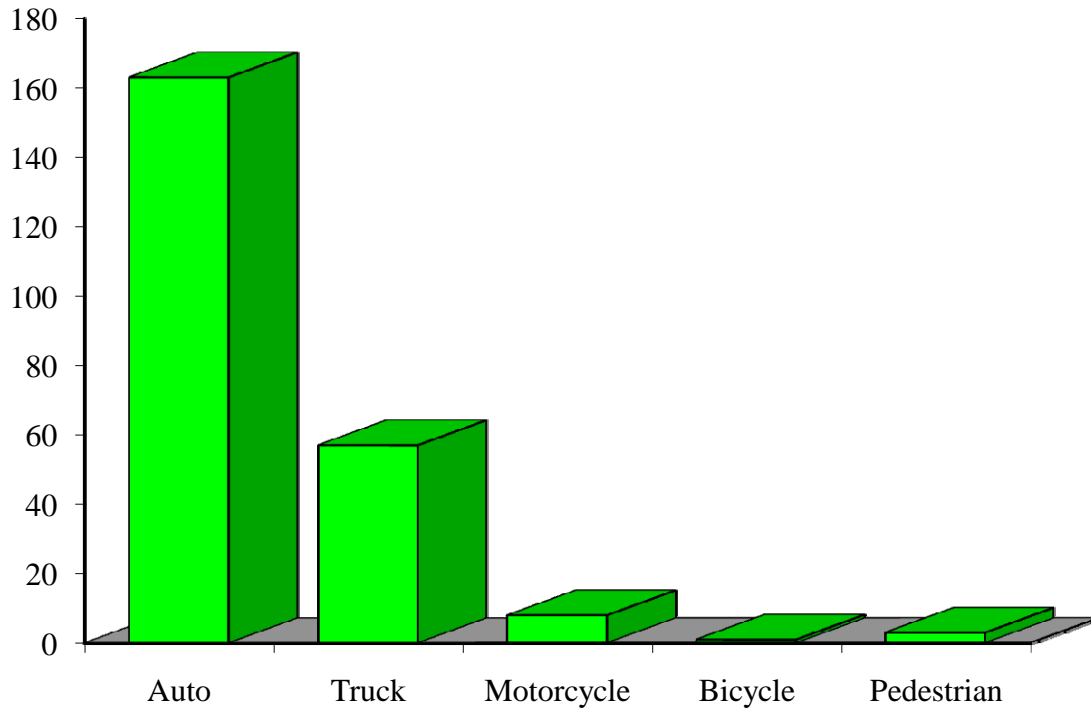
Hospitalizations by Vehicle Type Residents of Forest County, 2003-2007



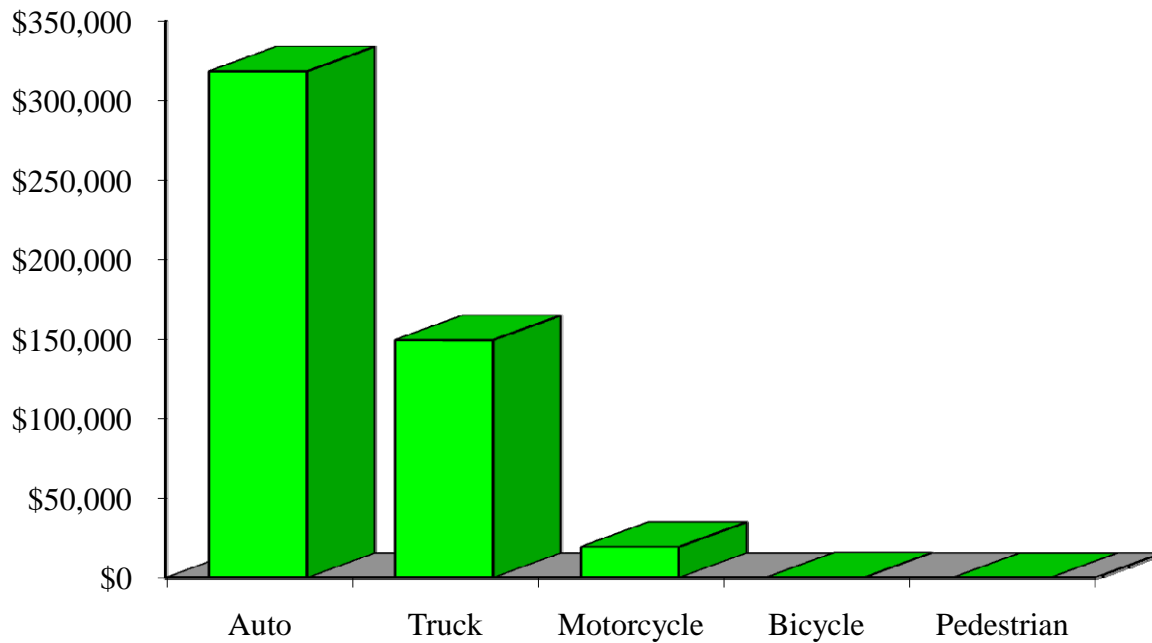
Hospital Charges by Vehicle Type Residents of Forest County, 2003-2007



Emergency Room Visits by Vehicle Type Residents of Forest County, 2003-2007



Emergency Room Charges by Vehicle Type Residents of Forest County, 2003-2007



Residents of Forest County and All Wisconsin 'Crash Occupants'

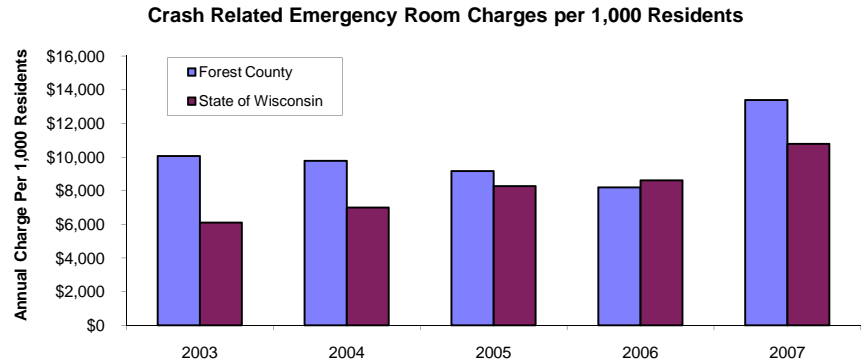
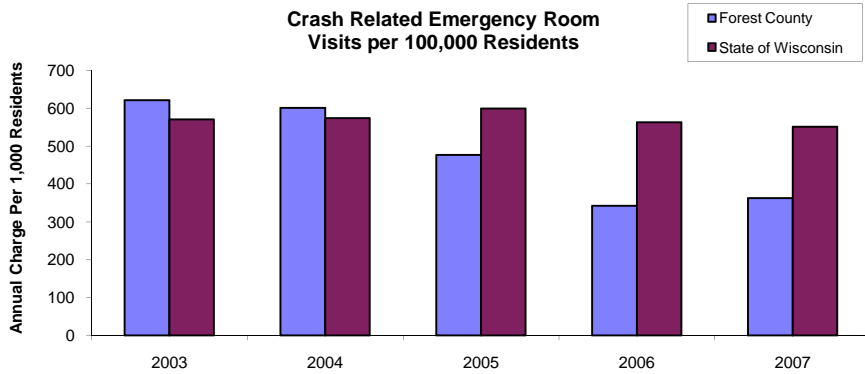
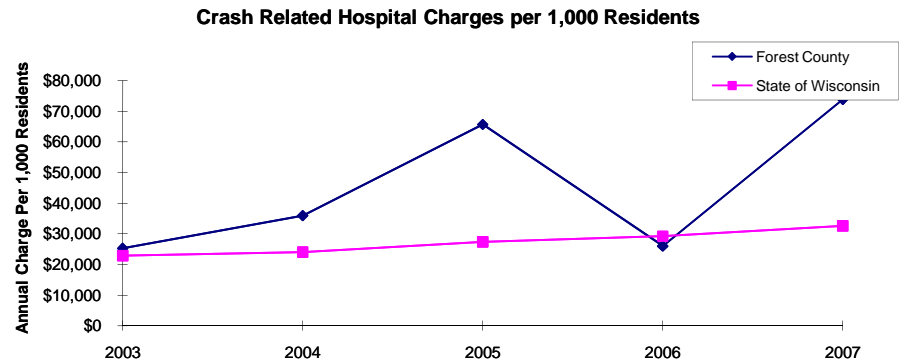
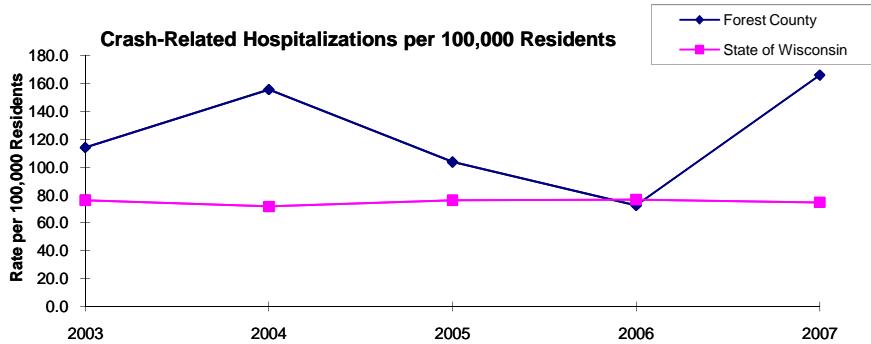
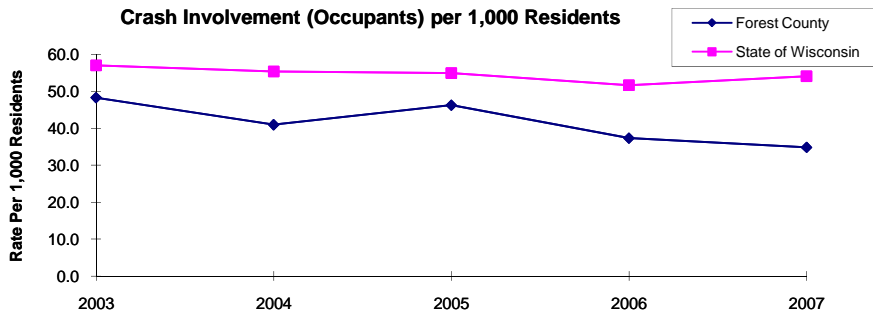
Crash Involvement Rates and Costs

2003-2007

	2003	2004	2005	2006	2007	Average
Annual Crash Involvement						
<i>Forest County</i>						
Crash Occupants	466	395	446	360	336	401
<i>Rate per 1,000 Residents</i>	48.3	41.0	46.2	37.3	34.8	41.5
<i>State of Wisconsin</i>						
Crash Occupants	316,298	307,373	305,007	286,608	300,270	303,111
<i>Rate per 1,000 Residents</i>	57.0	55.4	55.0	51.6	54.1	54.6
Annual Crash-Related Hospitalizations						
<i>Forest County</i>						
Crash-Related Hospitalizations	11	15	10	7	16	12
<i>Rate per 100,000 Residents*</i>	114.0	155.5	103.7	72.6	165.9	122.3
<i>State of Wisconsin</i>						
Crash-Related Hospitalizations	4,234	3,983	4,232	4,253	4,146	4,170
<i>Rate per 100,000 Residents*</i>	76.3	71.8	76.3	76.6	74.7	75.1
Annual Crash-Related Hospital Charges						
<i>Forest County</i>						
Total Crash Injury Hospital Charges	\$244,083	\$346,802	\$633,502	\$251,162	\$712,368	\$437,583
<i>Annual Charge per 1,000 Residents</i>	\$25,306	\$35,955	\$65,679	\$26,040	\$73,856	\$45,367
<i>State of Wisconsin</i>						
Total Crash Injury Hospital Charges	\$126,881,405	\$133,270,653	\$151,898,242	\$162,208,759	\$181,072,379	\$151,066,288
<i>Annual Charge per 1,000 Residents</i>	\$22,861	\$24,012	\$27,368	\$29,226	\$32,625	\$27,219
Annual Crash-Related Emergency Room Visits						
<i>Forest County</i>						
Crash-Related Emergency Room Visits	60	58	46	33	35	43
<i>Rate per 100,000 Residents*</i>	622.1	601.3	476.9	342.1	362.9	445.8
<i>State of Wisconsin</i>						
Crash-Related Emergency Room Visits	31,664	31,866	33,269	31,268	30,615	\$31,755
<i>Rate per 100,000 Residents*</i>	570.5	574.1	599.4	563.4	551.6	572.1
Annual Crash-Related Emergency Room Charges						
<i>Forest County</i>						
Total Crash Injury Emergency Room Charges	\$96,969	\$94,246	\$88,389	\$79,071	\$129,107	\$97,703
<i>Annual ER Charge per 1,000 Residents</i>	\$10,053	\$9,771	\$9,164	\$8,198	\$13,385	\$10,130
<i>State of Wisconsin</i>						
Crash Injury Emergency Room Charges	\$33,900,299	\$38,900,194	\$45,882,386	\$47,860,521	\$59,808,628	\$48,112,932
<i>Annual ER Charge per 1,000 Residents</i>	6,108	\$7,009	\$8,267	\$8,623	\$10,776	\$8,669
Average Annual Population (computed 2003-2007 population estimates)						
<i>Forest County</i>	9,645	* Reported as a rate per 100,000 residents to better highlight				
<i>State of Wisconsin</i>	5,550,118	variations: 1.12 per 1,000 = 112 per 100,000.				

Population data estimates are available at the Demographic Services Center, Wisconsin Department of Administration

Residents of Forest County



Zipcodes included in County of Resident Reports

Residents of Forest County

54103	54511
54520	54541
54566	