
Residents of Iowa County

Motor Vehicle Crash Occupants, Hospitalizations, Emergency Room Visits and Fatalities 2003-2007

	Auto	Truck	Motorcycle	Bicycle	Pedestrian	Total
Crash Occupants	3,511	1,285	56		14	4,872
Hospitalized Cases	68	19		0		97
Hospital Charges	\$2,678,431	\$512,458	\$309,653	\$0	\$93,488	\$3,594,030
Emergency Room Visits	419	103	27			438
Emergency Room Charges	\$723,353	\$214,122	\$55,087	\$3,720	\$9,433	\$709,593
Deaths	20	6	3	0	0	29

Indicates a value < 6

**Residents of Iowa County
Hospitalization Charges by Vehicle Type
2003-2007**

	Auto	Truck	Motorcycle	Bicycle	Pedestrian
Hospital Charges	\$2,678,431	\$512,458	\$309,653	\$0	\$93,488
Total Crash Occupants	3,511	1,285	56	6	14
Hospital Charge/Occupant	\$762.87	\$398.80	\$5,529.52	\$0.00	\$6,677.71

**Hospitalization Rates by Vehicle Type
2003-2007**

	Auto	Truck	Motorcycle	Bicycle	Pedestrian
Hospital Cases	68	19	6	0	
Total Crash Occupants	3,511	1,285	56	6	14
Hospitalization Rate/Crash Occupant	1.9%	1.5%	10.7%	0.0%	28.6%

**Emergency Room Charges by Vehicle Type
2003-2007**

	Auto	Truck	Motorcycle	Bicycle	Pedestrian
ER Charges	\$723,353	\$214,122	\$55,087	\$3,720	\$9,433
Crash Occupants	3,511	1,285	56	6	14
Emergency Room Charges/Crash Occupant	\$206	\$167	\$984	\$620	\$674

**Emergency Room Visits by Vehicle Type
2003-2007**

	Auto	Truck	Motorcycle	Bicycle	Pedestrian
Emergency Room Visits	419	103	27		6
Total Crash Occupants	3,511	1,285	56	6	14
Emergency Room Rate/Crash Occupant	11.9%	8.0%	48.2%	50.0%	42.9%

Indicates a value < 4

**Residents of Iowa County
Occupants of Motor Vehicle Crashes
2003-2007**

	Auto	Truck	Motorcycle	Bicycle	Pedestrian	Total
2003	733	271	12	0		1,019
2004	696	284	16			1,000
2005	706	274	9			993
2006	621	211				842
2007	755	245	15	0		1,018
Five-Year Total	3,511	1,285	56		14	4,872

Indicates a value < 6

Residents of Iowa County
Motor Vehicle Crash Hospitalizations, Hospital Charges and Emergency Room Visits and Charges
2003-2007

	Auto	Truck	Motorcycle	Bicycle	Pedestrian	Total
2003						
Number of Cases	9			0	0	14
Total Charges	\$259,516	\$115,335	\$116,307	\$0	\$0	\$491,158
2004						
Number of Cases	13			0		19
Total Charges	\$657,579	\$23,228	\$169,463	\$0	\$8,789	\$859,059
2005						
Number of Cases	9		0	0	0	12
Total Charges	\$198,018	\$108,555	\$0	\$0	\$0	\$306,573
2006						
Number of Cases	18		0	0		26
Total Charges	\$852,313	\$112,991	\$0	\$0	\$84,699	\$1,050,003
2007						
Number of Cases	19			0	0	26
Total Charges	\$711,005	\$152,349	\$23,883	0	\$0	\$887,237
Five-YearTotal						
Number of Cases	68	19		0		97
Total Charges	\$2,678,431	\$512,458	\$309,653	\$0	\$93,488	\$3,594,030

Motor Vehicle Crash Emergency Room Visits and Charges
2003-2007

	Auto	Truck	Motorcycle	Bicycle	Pedestrian	Total
2003						
Number of Cases	71	21		0		101
Total Charges	\$91,716	\$15,798	\$8,226	\$0	\$3,728	\$119,468
2004						
Number of Cases	107	23			0	136
Total Charges	\$180,443	\$39,572	\$3,605	\$594	\$0	\$224,214
2005						
Number of Cases	66	15	8		0	91
Total Charges	\$114,482	\$49,368	\$13,682	\$3,126	\$0	\$180,658
2006						
Number of Cases	91	16		0		110
Total Charges	\$139,344	\$36,910	\$3,295	\$0	\$5,704	\$185,253
2007						
Number of Cases	84	28	7	0		120
Total Charges	\$197,368	\$72,474	\$26,279	0		\$296,122
Five -Year Total						
Number of Cases	419	103	27			438
Total Charges	\$723,353	\$214,122	\$55,087	\$3,720	\$9,433	\$709,593

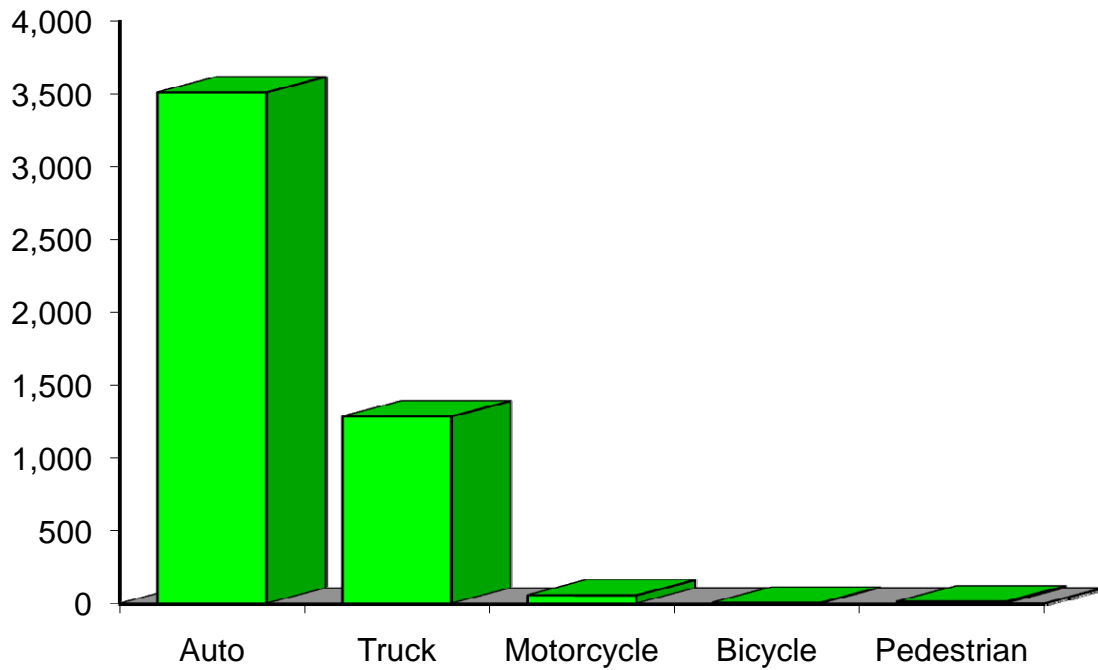
Indicates a value < 6

**Residents of Iowa County
Motor Vehicle Crash Deaths
2003-2007**

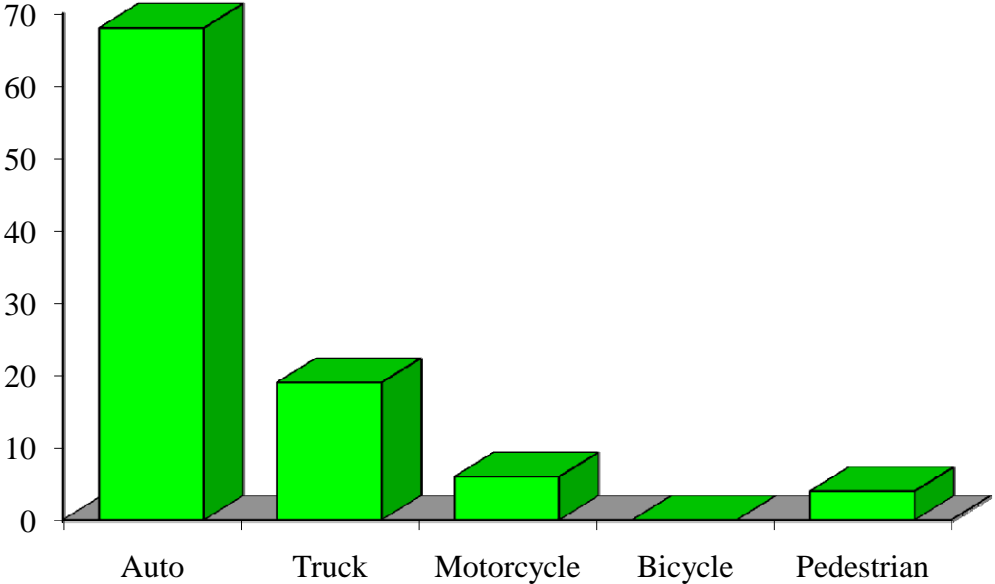
	Auto	Truck	Motorcycle	Bicycle	Pedestrian	Total
2003				0	0	
2004				0	0	
2005			0	0	0	
2006				0	0	7
2007	8	0	0	0	0	8
Five-Year Total	20			0	0	29

Indicates a value < 6

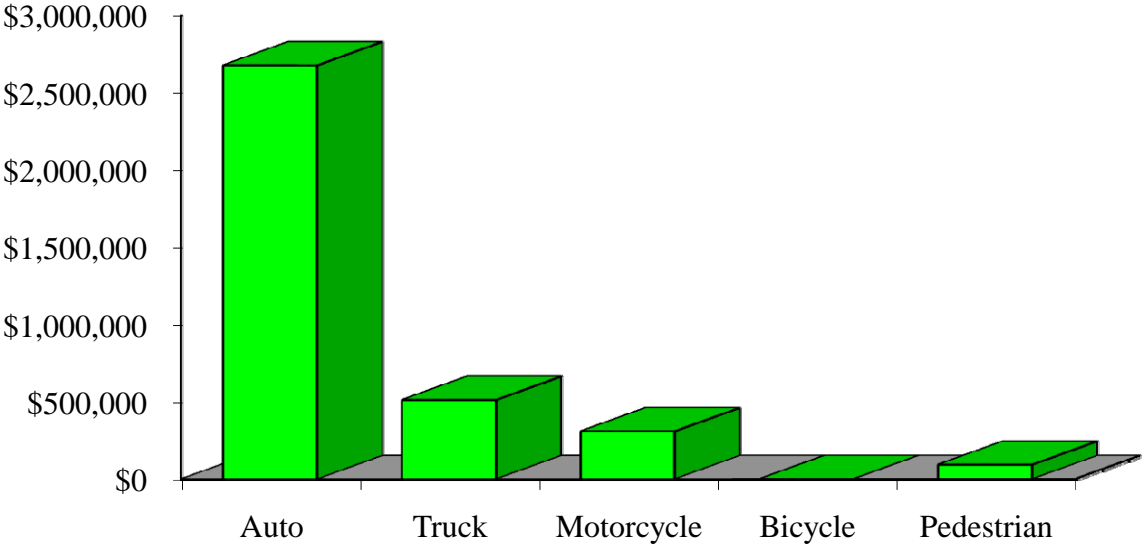
Crash Occupants by Vehicle Type Residents of Iowa County, 2003-2007



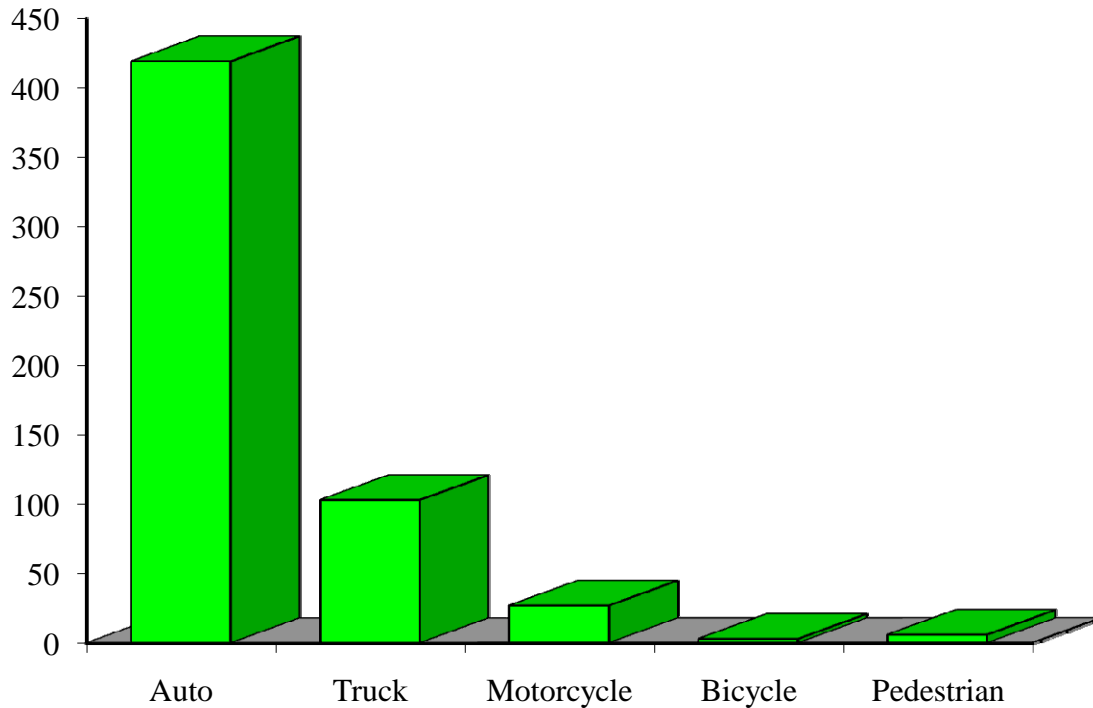
Hospitalizations by Vehicle Type Residents of Iowa County, 2003-2007



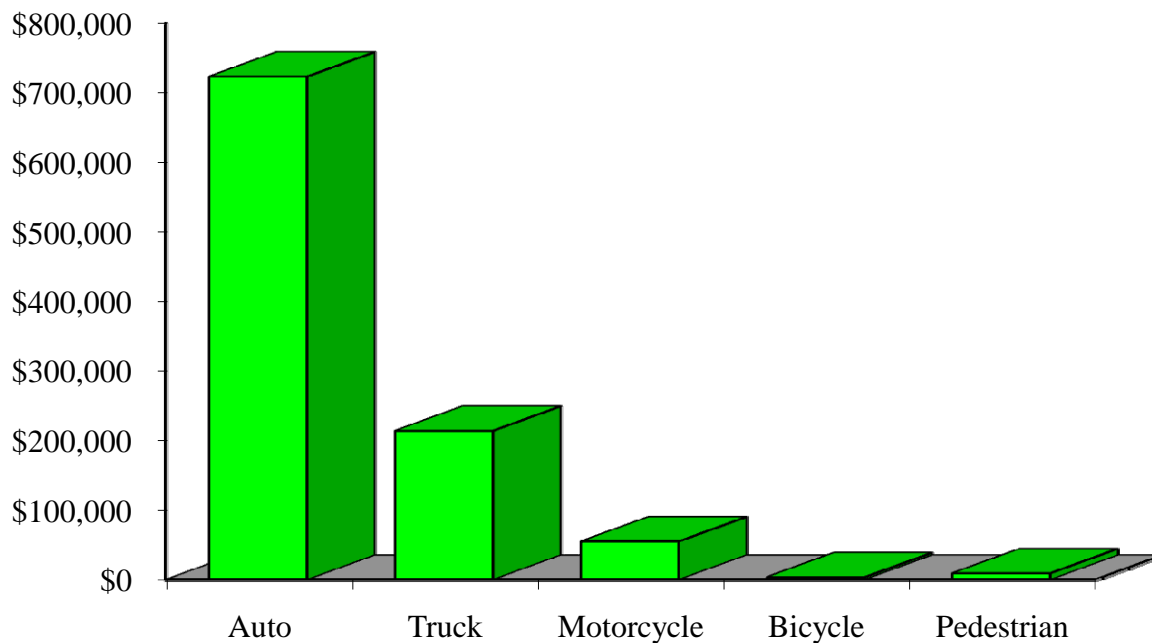
Hospital Charges by Vehicle Type Residents of Iowa County, 2003-2007



Emergency Room Visits by Vehicle Type Residents of Iowa County, 2003-2007



Emergency Room Charges by Vehicle Type Residents of Iowa County, 2003-2007



Residents of Iowa County and All Wisconsin 'Crash Occupants'

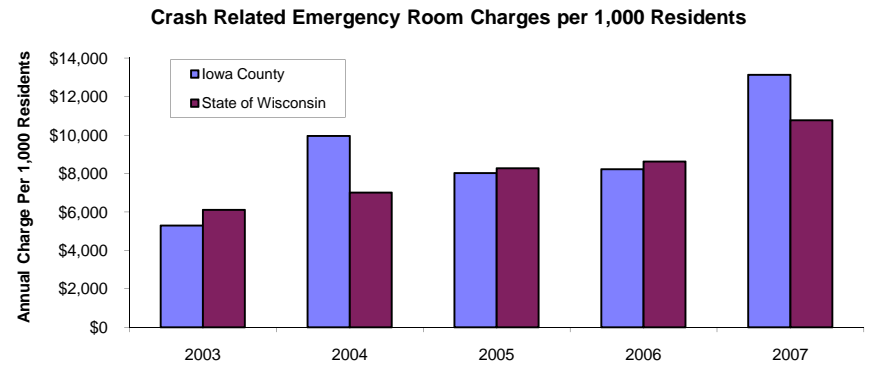
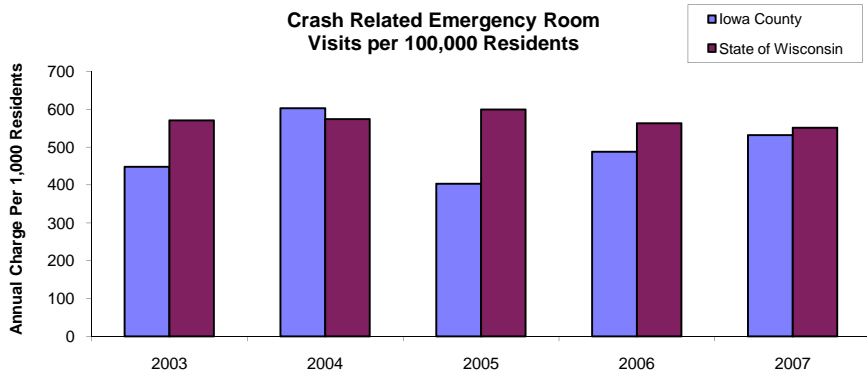
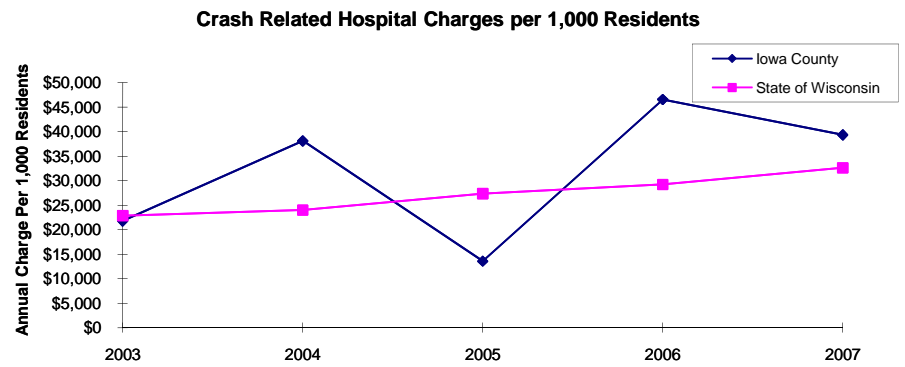
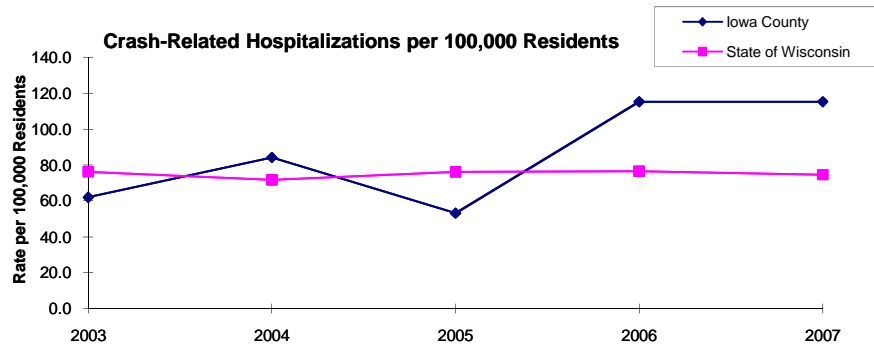
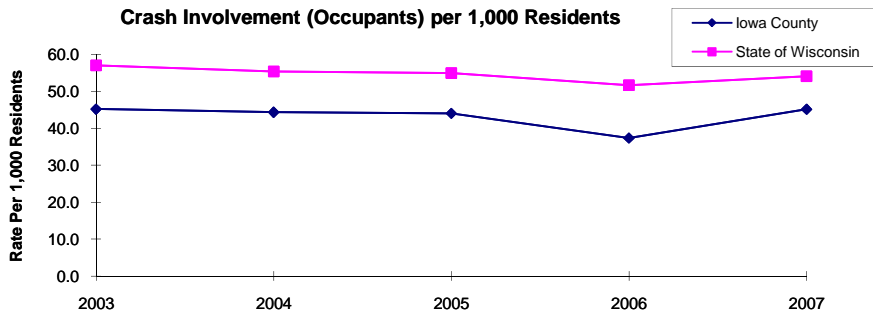
Crash Involvement Rates and Costs

2003-2007

	2003	2004	2005	2006	2007	Average
Annual Crash Involvement						
<i>Iowa County</i>						
Crash Occupants	1,019	1,000	993	842	1,018	974
<i>Rate per 1,000 Residents</i>	45.2	44.4	44.1	37.4	45.2	43.2
<i>State of Wisconsin</i>						
Crash Occupants	316,298	307,373	305,007	286,608	300,270	303,111
<i>Rate per 1,000 Residents</i>	57.0	55.4	55.0	51.6	54.1	54.6
Annual Crash-Related Hospitalizations						
<i>Iowa County</i>						
Crash-Related Hospitalizations	14	19	12	26	26	19
<i>Rate per 100,000 Residents*</i>	62.1	84.3	53.2	115.3	115.3	86.1
<i>State of Wisconsin</i>						
Crash-Related Hospitalizations	4,234	3,983	4,232	4,253	4,146	4,170
<i>Rate per 100,000 Residents*</i>	76.3	71.8	76.3	76.6	74.7	75.1
Annual Crash-Related Hospital Charges						
<i>Iowa County</i>						
Total Crash Injury Hospital Charges	\$491,158	\$859,059	\$306,573	\$1,050,003	\$887,237	\$718,806
<i>Annual Charge per 1,000 Residents</i>	\$21,790	\$38,112	\$13,601	\$46,584	\$39,362	\$31,890
<i>State of Wisconsin</i>						
Total Crash Injury Hospital Charges	\$126,881,405	\$133,270,653	\$151,898,242	\$162,208,759	\$181,072,379	\$151,066,288
<i>Annual Charge per 1,000 Residents</i>	\$22,861	\$24,012	\$27,368	\$29,226	\$32,625	\$27,219
Annual Crash-Related Emergency Room Visits						
<i>Iowa County</i>						
Crash-Related Emergency Room Visits	101	136	91	110	120	114
<i>Rate per 100,000 Residents*</i>	448.1	603.4	403.7	488.0	532.4	506.9
<i>State of Wisconsin</i>						
Crash-Related Emergency Room Visits	31,664	31,866	33,269	31,268	30,615	\$31,755
<i>Rate per 100,000 Residents*</i>	570.5	574.1	599.4	563.4	551.6	572.1
Annual Crash-Related Emergency Room Charges						
<i>Iowa County</i>						
Total Crash Injury Emergency Room Charges	\$119,468	\$224,214	\$180,658	\$185,253	\$296,122	\$221,562
<i>Annual ER Charge per 1,000 Residents</i>	\$5,300	\$9,947	\$8,015	\$8,219	\$13,138	\$9,830
<i>State of Wisconsin</i>						
Crash Injury Emergency Room Charges	\$33,900,299	\$38,900,194	\$45,882,386	\$47,860,521	\$59,808,628	\$48,112,932
<i>Annual ER Charge per 1,000 Residents</i>	6,108	\$7,009	\$8,267	\$8,623	\$10,776	\$8,669
Average Annual Population (computed 2003-2007 population estimates)						
<i>Iowa County</i>	22,540	* Reported as a rate per 100,000 residents to better highlight				
<i>State of Wisconsin</i>	5,550,118	variations: 1.12 per 1,000 = 112 per 100,000.				

Population data estimates are available at the Demographic Services Center, Wisconsin Department of Administration

Residents of Iowa County



Zipcodes included in County of Resident Reports

Residents of Iowa County

53503	53506
53507	53526
53533	53535
53543	53544
53553	53565
53580	53582
53595	