
Residents of Jackson County

Motor Vehicle Crash Occupants, Hospitalizations, Emergency Room Visits and Fatalities 2003-2007

	Auto	Truck	Motorcycle	Bicycle	Pedestrian	Total
Crash Occupants	3,208	1,136	59	8	26	4,437
Hospitalized Cases	53	21	14	0		94
Hospital Charges	\$2,790,307	\$567,732	\$393,930	\$0	\$126,425	\$3,878,394
Emergency Room Visits	359	94	28		10	385
Emergency Room Charges	\$563,361	\$125,637	\$49,897	\$5,238	\$18,549	\$552,763
Deaths	14	5	4	0	0	23

Indicates a value < 6

**Residents of Jackson County
Hospitalization Charges by Vehicle Type
2003-2007**

	Auto	Truck	Motorcycle	Bicycle	Pedestrian
Hospital Charges	\$2,790,307	\$567,732	\$393,930	\$0	\$126,425
Total Crash Occupants	3,208	1,136	59	8	26
Hospital Charge/Occupant	\$869.80	\$499.76	\$6,676.78	\$0.00	\$4,862.50

**Hospitalization Rates by Vehicle Type
2003-2007**

	Auto	Truck	Motorcycle	Bicycle	Pedestrian
Hospital Cases	53	21	14	0	6
Total Crash Occupants	3,208	1,136	59	8	26
Hospitalization Rate/Crash Occupant	1.7%	1.8%	23.7%	0.0%	23.1%

**Emergency Room Charges by Vehicle Type
2003-2007**

	Auto	Truck	Motorcycle	Bicycle	Pedestrian
ER Charges	\$563,361	\$125,637	\$49,897	\$5,238	\$18,549
Crash Occupants	3,208	1,136	59	8	26
Emergency Room Charges/Crash Occupant	\$176	\$111	\$846	\$655	\$713

**Emergency Room Visits by Vehicle Type
2003-2007**

	Auto	Truck	Motorcycle	Bicycle	Pedestrian
Emergency Room Visits	359	94	28		10
Total Crash Occupants	3,208	1,136	59	8	26
Emergency Room Rate/Crash Occupant	11.2%	8.3%	47.5%	50.0%	38.5%

Indicates a value < 4

**Residents of Jackson County
Occupants of Motor Vehicle Crashes
2003-2007**

	Auto	Truck	Motorcycle	Bicycle	Pedestrian	Total
2003	698	265	10			979
2004	640	218	7			871
2005	660	210	18	0	11	899
2006	588	224	9		7	829
2007	622	219	15			859
Five-Year Total	3,208	1,136	59	8	26	4,437

Indicates a value < 6

Residents of Jackson County
Motor Vehicle Crash Hospitalizations, Hospital Charges and Emergency Room Visits and Charges
2003-2007

	Auto	Truck	Motorcycle	Bicycle	Pedestrian	Total
2003						
Number of Cases	13			0		24
Total Charges	\$460,023	\$71,533	\$45,285	\$0	\$21,210	\$598,051
2004						
Number of Cases			0	0	0	7
Total Charges	\$382,960	\$5,578	\$0	\$0	\$0	\$388,538
2005						
Number of Cases	12			0		22
Total Charges	\$776,763	\$143,711	\$216,270	\$0	\$84,296	\$1,221,040
2006						
Number of Cases	12			0		25
Total Charges	\$400,405	\$80,766	\$115,803	\$0	\$20,919	\$617,893
2007						
Number of Cases	10			0	0	16
Total Charges	\$770,156	\$266,144	\$16,572	\$0	\$0	\$1,052,872
Five-YearTotal						
Number of Cases	53	21	14	0		94
Total Charges	\$2,790,307	\$567,732	\$393,930	\$0	\$126,425	\$3,878,394

Motor Vehicle Crash Emergency Room Visits and Charges
2003-2007

	Auto	Truck	Motorcycle	Bicycle	Pedestrian	Total
2003						
Number of Cases	88	17				112
Total Charges	\$110,627	\$21,595	\$5,719	\$3,437	\$1,016	\$142,394
2004						
Number of Cases	68	16				93
Total Charges	\$104,065	\$20,313	\$9,216	\$821	\$337	\$134,752
2005						
Number of Cases	69	16	8	0		98
Total Charges	\$95,281	\$21,831	\$15,977	\$0	\$12,085	\$145,174
2006						
Number of Cases	61	18		0		82
Total Charges	\$88,570	\$36,427	\$335	\$0	\$5,111	\$130,443
2007						
Number of Cases	73	27	9		0	110
Total Charges	\$164,818	\$25,471	\$18,650	\$980	\$0	\$209,919
Five -Year Total						
Number of Cases	359	94	28		10	385
Total Charges	\$563,361	\$125,637	\$49,897	\$5,238	\$18,549	\$552,763

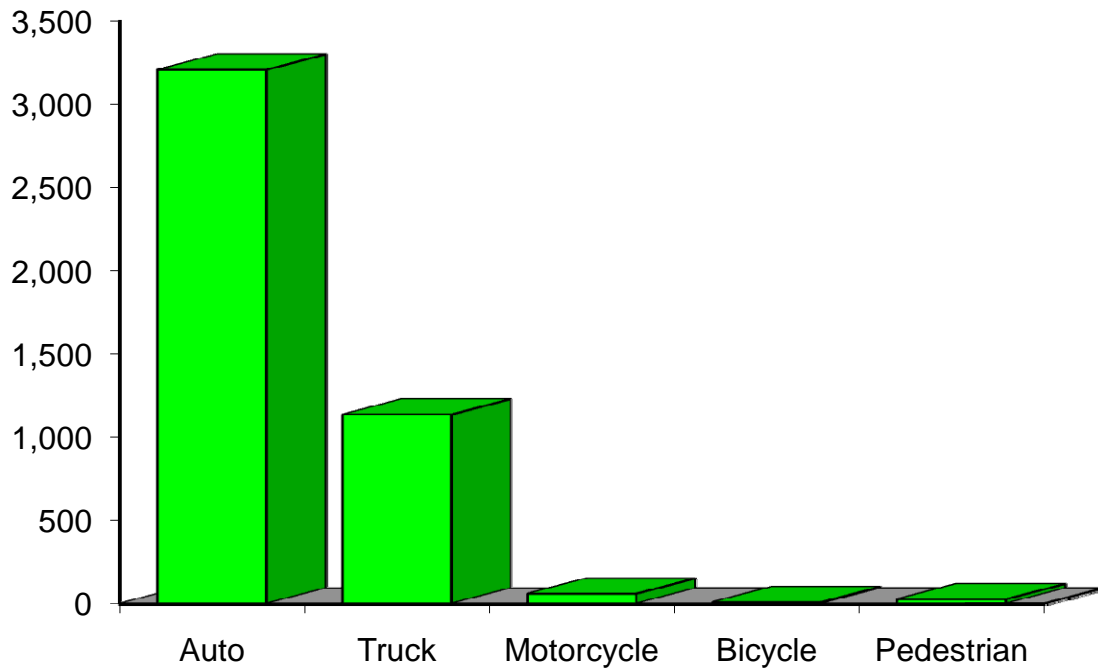
Indicates a value < 6

**Residents of Jackson County
Motor Vehicle Crash Deaths
2003-2007**

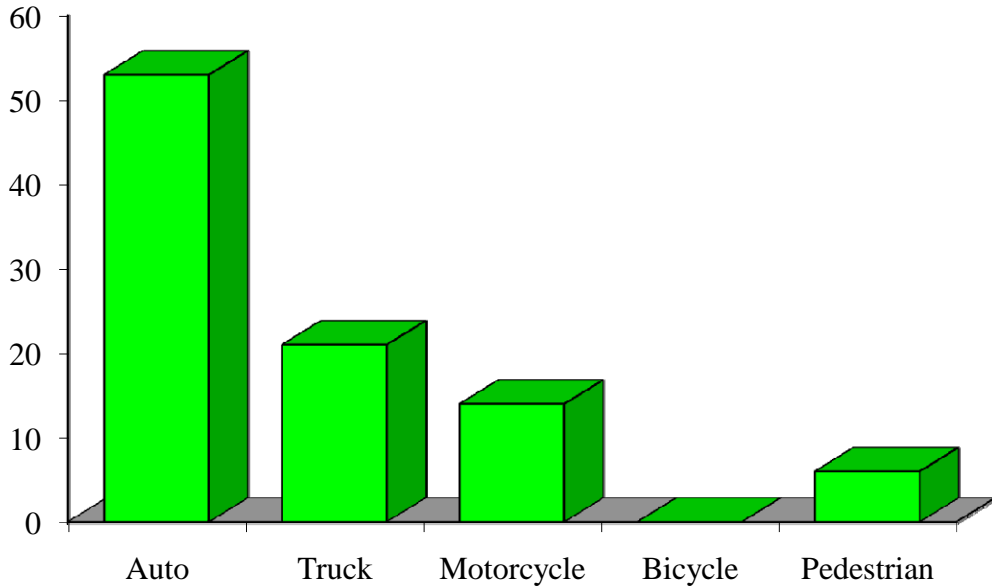
	Auto	Truck	Motorcycle	Bicycle	Pedestrian	Total
2003		0		0	0	
2004		0	0	0	0	
2005				0	0	8
2006				0	0	
2007			0	0	0	
Five-Year Total	14			0	0	23

Indicates a value < 6

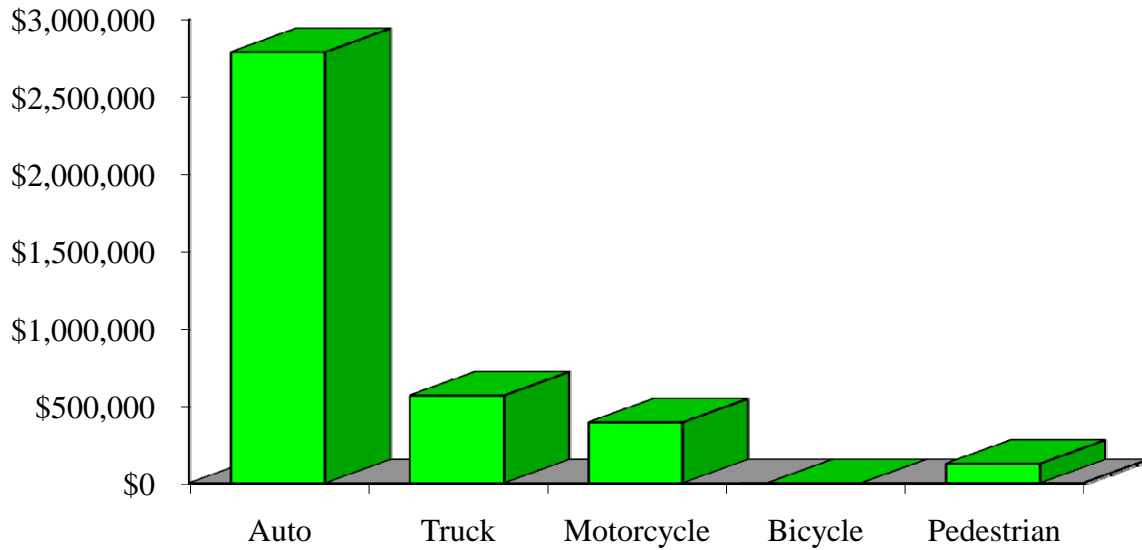
Crash Occupants by Vehicle Type Residents of Jackson County, 2003-2007



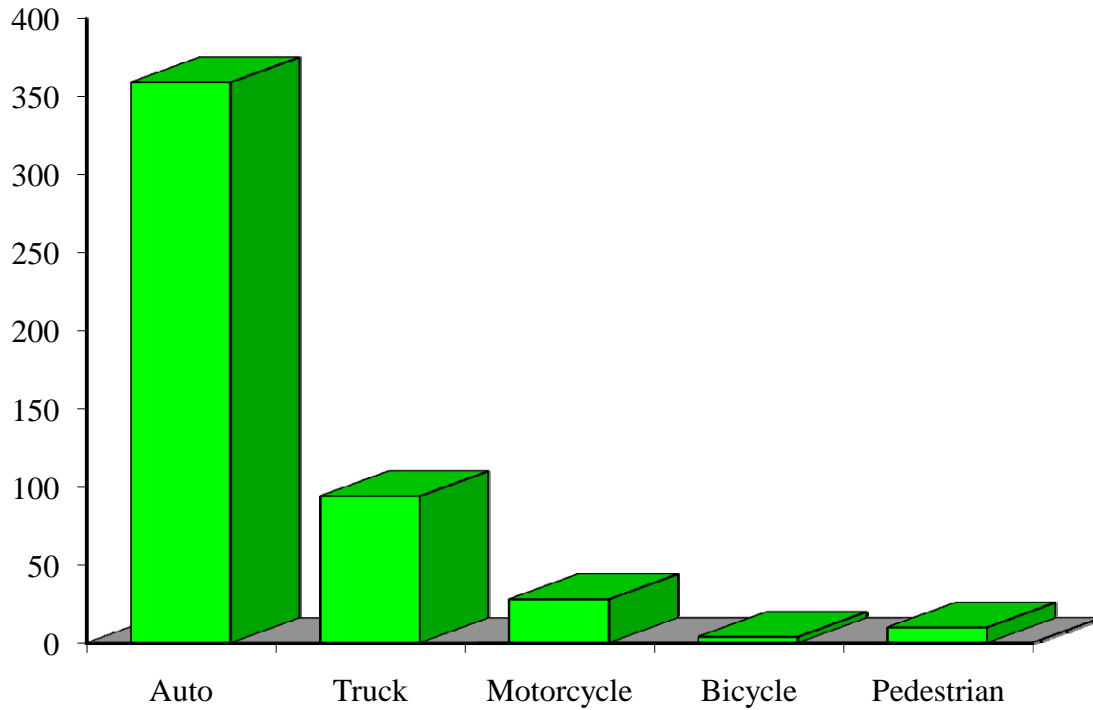
Hospitalizations by Vehicle Type Residents of Jackson County, 2003-2007



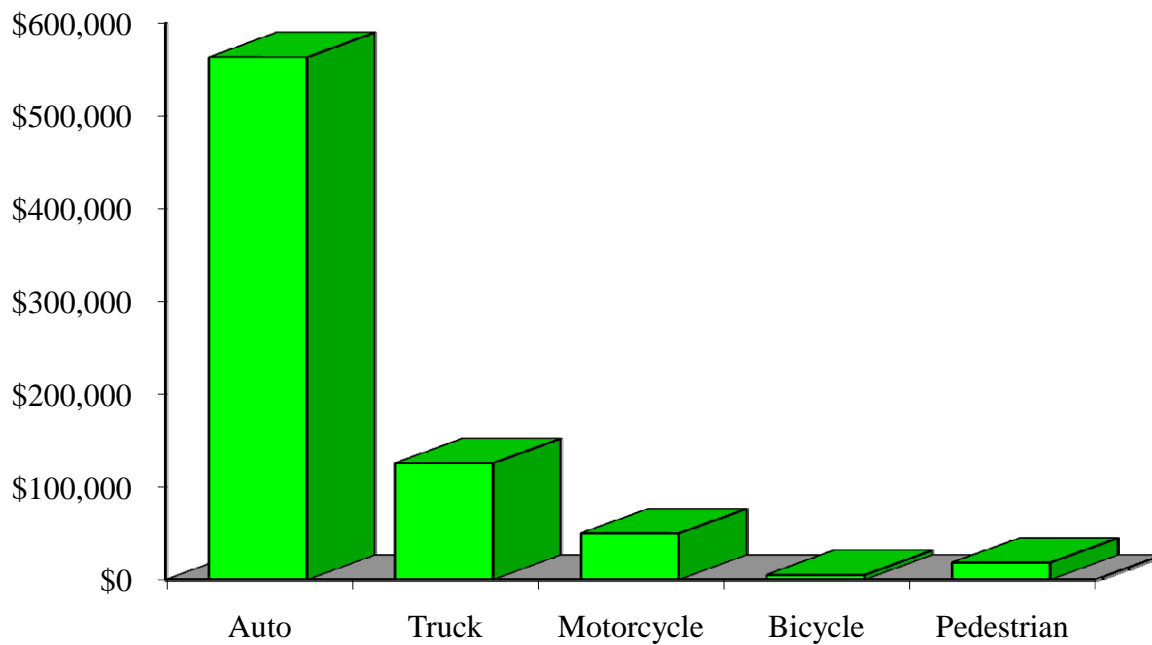
Hospital Charges by Vehicle Type Residents of Jackson County, 2003-2007



Emergency Room Visits by Vehicle Type Residents of Jackson County, 2003-2007



Emergency Room Charges by Vehicle Type Residents of Jackson County, 2003-2007



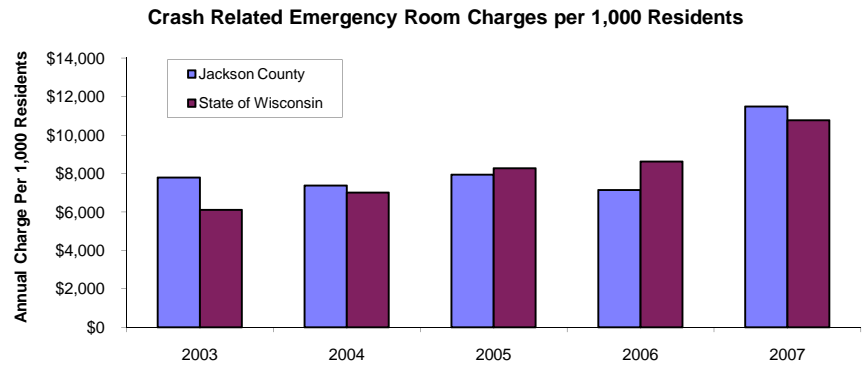
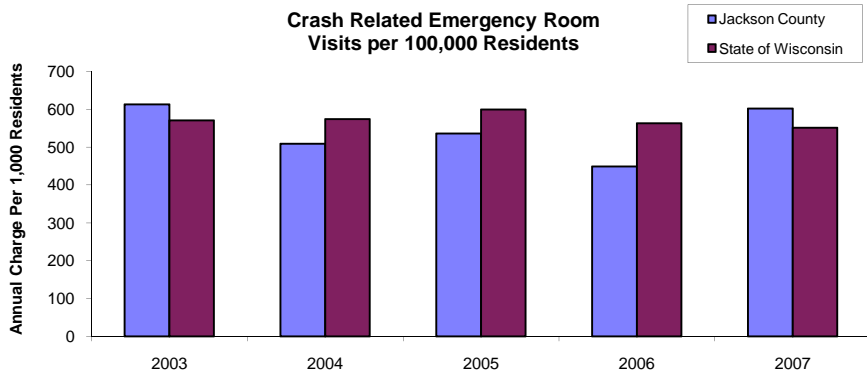
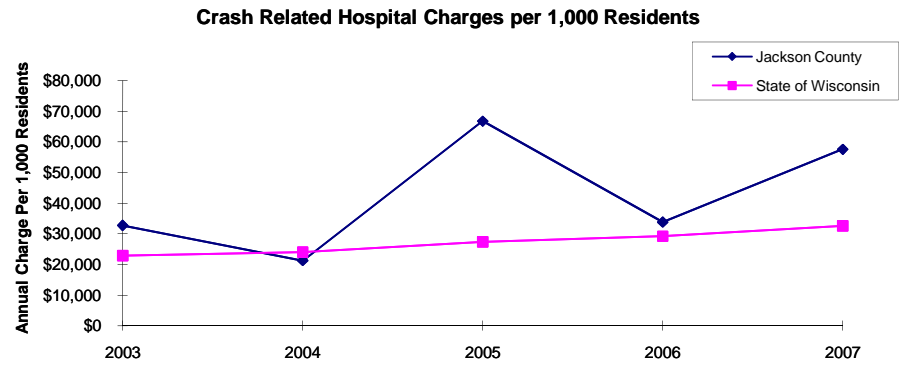
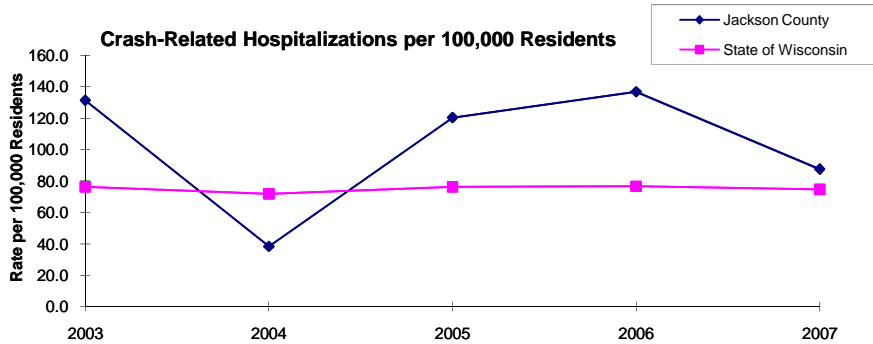
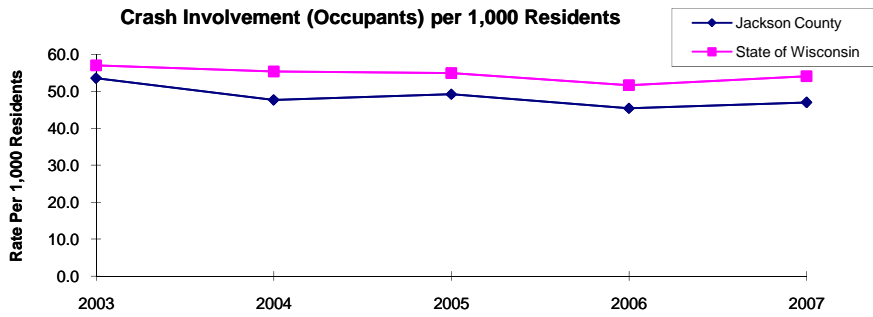
**Residents of Jackson County and All Wisconsin 'Crash Occupants'
Crash Involvement Rates and Costs**

2003-2007

	2003	2004	2005	2006	2007	Average
Annual Crash Involvement						
<i>Jackson County</i>						
Crash Occupants	979	871	899	829	859	887
<i>Rate per 1,000 Residents</i>	53.6	47.7	49.2	45.4	47.0	48.6
<i>State of Wisconsin</i>						
Crash Occupants	316,298	307,373	305,007	286,608	300,270	303,111
<i>Rate per 1,000 Residents</i>	57.0	55.4	55.0	51.6	54.1	54.6
Annual Crash-Related Hospitalizations						
<i>Jackson County</i>						
Crash-Related Hospitalizations	24	7	22	25	16	19
<i>Rate per 100,000 Residents*</i>	131.3	38.3	120.4	136.8	87.6	102.9
<i>State of Wisconsin</i>						
Crash-Related Hospitalizations	4,234	3,983	4,232	4,253	4,146	4,170
<i>Rate per 100,000 Residents*</i>	76.3	71.8	76.3	76.6	74.7	75.1
Annual Crash-Related Hospital Charges						
<i>Jackson County</i>						
Total Crash Injury Hospital Charges	\$598,051	\$388,538	\$1,221,040	\$617,893	\$1,052,872	\$775,679
<i>Annual Charge per 1,000 Residents</i>	\$32,730	\$21,264	\$66,826	\$33,816	\$57,622	\$42,452
<i>State of Wisconsin</i>						
Total Crash Injury Hospital Charges	\$126,881,405	\$133,270,653	\$151,898,242	\$162,208,759	\$181,072,379	\$151,066,288
<i>Annual Charge per 1,000 Residents</i>	\$22,861	\$24,012	\$27,368	\$29,226	\$32,625	\$27,219
Annual Crash-Related Emergency Room Visits						
<i>Jackson County</i>						
Crash-Related Emergency Room Visits	112	93	98	82	110	96
<i>Rate per 100,000 Residents*</i>	613.0	509.0	536.3	448.8	602.0	524.0
<i>State of Wisconsin</i>						
Crash-Related Emergency Room Visits	31,664	31,866	33,269	31,268	30,615	\$31,755
<i>Rate per 100,000 Residents*</i>	570.5	574.1	599.4	563.4	551.6	572.1
Annual Crash-Related Emergency Room Charges						
<i>Jackson County</i>						
Total Crash Injury Emergency Room Charges	\$142,394	\$134,752	\$145,174	\$130,443	\$209,919	\$155,072
<i>Annual ER Charge per 1,000 Residents</i>	\$7,793	\$7,375	\$7,945	\$7,139	\$11,489	\$8,487
<i>State of Wisconsin</i>						
Crash Injury Emergency Room Charges	\$33,900,299	\$38,900,194	\$45,882,386	\$47,860,521	\$59,808,628	\$48,112,932
<i>Annual ER Charge per 1,000 Residents</i>	6,108	\$7,009	\$8,267	\$8,623	\$10,776	\$8,669
Average Annual Population (computed 2003-2007 population estimates)						
<i>Jackson County</i>	18,272	* Reported as a rate per 100,000 residents to better highlight				
<i>State of Wisconsin</i>	5,550,118	variations: 1.12 per 1,000 = 112 per 100,000.				

Population data estimates are available at the Demographic Services Center, Wisconsin Department of Administration

Residents of Jackson County



Zipcodes included in County of Resident Reports

Residents of Jackson County

54611	54615
54635	54642
54643	54659
54754	