
Residents of Kenosha County

Motor Vehicle Crash Occupants, Hospitalizations, Emergency Room Visits and Fatalities 2003-2007

	Auto	Truck	Motorcycle	Bicycle	Pedestrian	Total
Crash Occupants	35,386	6,119	482	296	327	42,610
Hospitalized Cases	417	59	120	18	62	676
Hospital Charges	\$14,401,512	\$2,633,473	\$5,387,987	\$432,739	\$2,154,383	\$25,010,094
Emergency Room Visits	5,506	586	228	195	205	5,437
Emergency Room Charges	\$7,445,617	\$920,042	\$500,125	\$272,097	\$261,880	\$7,382,694
Deaths	48	11	16	4	8	87

Indicates a value < 6

**Residents of Kenosha County
Hospitalization Charges by Vehicle Type
2003-2007**

	Auto	Truck	Motorcycle	Bicycle	Pedestrian
Hospital Charges	\$14,401,512	\$2,633,473	\$5,387,987	\$432,739	\$2,154,383
Total Crash Occupants	35,386	6,119	482	296	327
Hospital Charge/Occupant	\$406.98	\$430.38	\$11,178.40	\$1,461.96	\$6,588.33

**Hospitalization Rates by Vehicle Type
2003-2007**

	Auto	Truck	Motorcycle	Bicycle	Pedestrian
Hospital Cases	417	59	120	18	62
Total Crash Occupants	35,386	6,119	482	296	327
Hospitalization Rate/Crash Occupant	1.2%	1.0%	24.9%	6.1%	19.0%

**Emergency Room Charges by Vehicle Type
2003-2007**

	Auto	Truck	Motorcycle	Bicycle	Pedestrian
ER Charges	\$7,445,617	\$920,042	\$500,125	\$272,097	\$261,880
Crash Occupants	35,386	6,119	482	296	327
Emergency Room Charges/Crash Occupant	\$210	\$150	\$1,038	\$919	\$801

**Emergency Room Visits by Vehicle Type
2003-2007**

	Auto	Truck	Motorcycle	Bicycle	Pedestrian
Emergency Room Visits	5,506	586	228	195	205
Total Crash Occupants	35,386	6,119	482	296	327
Emergency Room Rate/Crash Occupant	15.6%	9.6%	47.3%	65.9%	62.7%

Indicates a value < 4

**Residents of Kenosha County
Occupants of Motor Vehicle Crashes
2003-2007**

	Auto	Truck	Motorcycle	Bicycle	Pedestrian	Total
2003	7,108	1,248	90	81	62	8,589
2004	7,156	1,367	91	49	65	8,728
2005	7,130	1,264	109	56	61	8,620
2006	7,044	1,110	75	44	78	8,351
2007	6,948	1,130	117	66	61	8,322
Five-Year Total	35,386	6,119	482	296	327	42,610

Indicates a value < 6

Residents of Kenosha County
Motor Vehicle Crash Hospitalizations, Hospital Charges and Emergency Room Visits and Charges
2003-2007

	Auto	Truck	Motorcycle	Bicycle	Pedestrian	Total
2003						
Number of Cases	83	7	21		9	125
Total Charges	\$2,529,796	\$191,788	\$997,389	\$73,690	\$168,159	\$3,960,822
2004						
Number of Cases	75	13	18		15	124
Total Charges	\$2,556,570	\$406,424	\$722,803	\$51,009	\$586,709	\$4,323,515
2005						
Number of Cases	88	14	29		15	149
Total Charges	\$3,018,636	\$690,530	\$1,182,110	\$136,262	\$512,708	\$5,540,246
2006						
Number of Cases	88	10	12	0	14	124
Total Charges	\$3,037,724	\$338,426	\$413,335	\$0	\$626,869	\$4,416,354
2007						
Number of Cases	83	15	40	7	9	154
Total Charges	\$3,258,786	\$1,006,305	\$2,072,350	\$171,778	\$259,938	\$6,769,157
Five-YearTotal						
Number of Cases	417	59	120	18	62	676
Total Charges	\$14,401,512	\$2,633,473	\$5,387,987	\$432,739	\$2,154,383	\$25,010,094

Motor Vehicle Crash Emergency Room Visits and Charges
2003-2007

	Auto	Truck	Motorcycle	Bicycle	Pedestrian	Total
2003						
Number of Cases	1,099	102	42	56	44	1,343
Total Charges	\$1,098,241	\$129,220	\$56,213	\$60,309	\$51,627	\$1,395,610
2004						
Number of Cases	1,091	133	49	29	37	1,339
Total Charges	\$1,462,672	\$199,848	\$103,603	\$29,407	\$62,611	\$1,858,141
2005						
Number of Cases	1,179	113	45	33	32	1,402
Total Charges	\$1,762,642	\$166,559	\$113,756	\$43,722	\$61,979	\$2,148,658
2006						
Number of Cases	1,107	126	37	32	51	1,353
Total Charges	\$1,560,702	\$222,394	\$71,774	\$39,793	\$85,622	\$1,980,285
2007						
Number of Cases	1,030	112	55	45	41	1,283
Total Charges	\$1,561,360	\$202,021	\$154,779	\$98,866	\$41	\$2,017,067
Five -Year Total						
Number of Cases	5,506	586	228	195	205	5,437
Total Charges	\$7,445,617	\$920,042	\$500,125	\$272,097	\$261,880	\$7,382,694

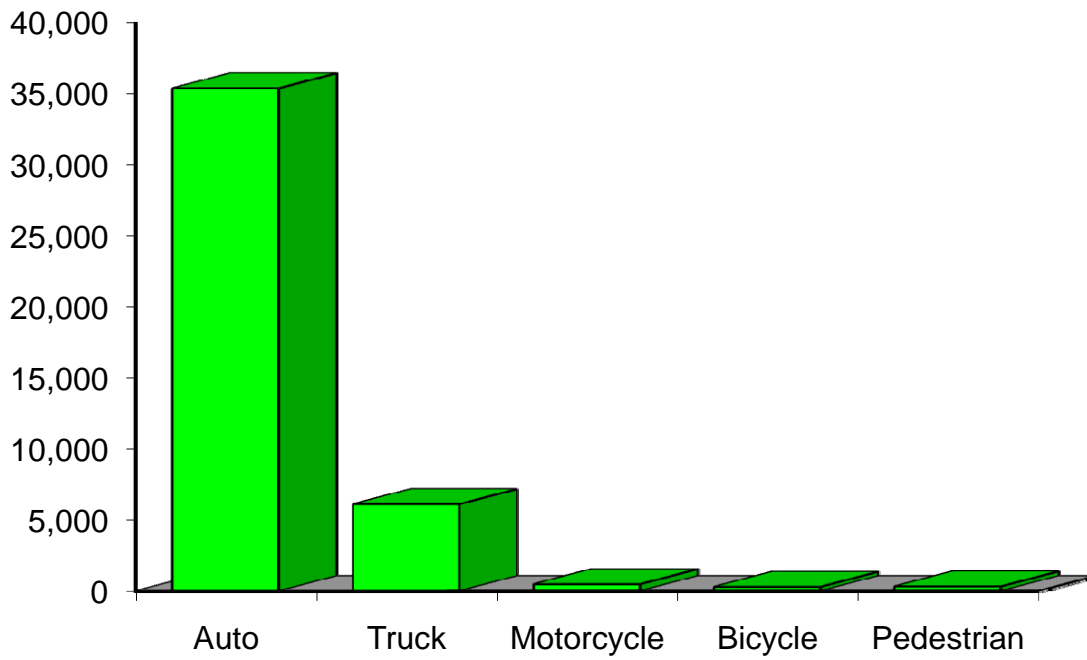
Indicates a value < 6

**Residents of Kenosha County
Motor Vehicle Crash Deaths
2003-2007**

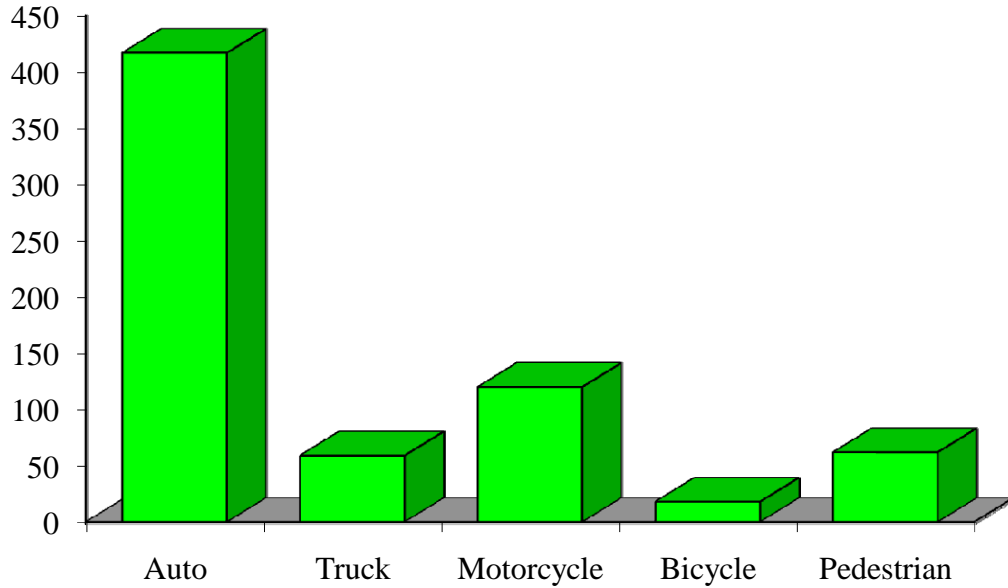
	Auto	Truck	Motorcycle	Bicycle	Pedestrian	Total
2003	15			0	0	18
2004	9			0		18
2005						15
2006	11			0		19
2007	7					17
Five-Year Total	48	11	16		8	87

Indicates a value < 6

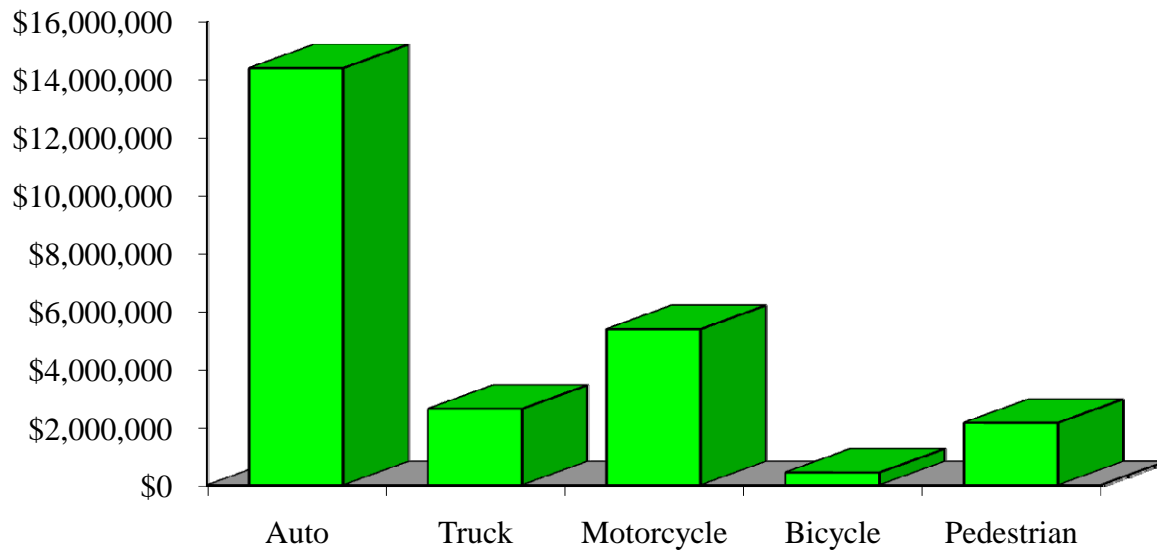
Crash Occupants by Vehicle Type Residents of Kenosha County, 2003-2007



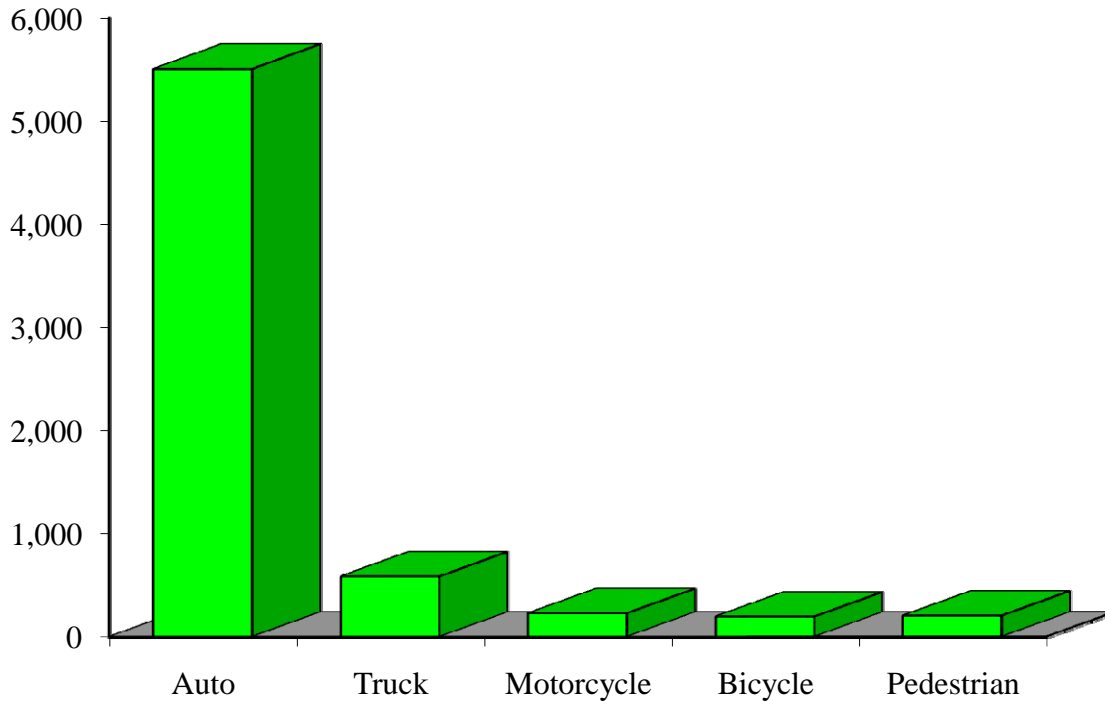
Hospitalizations by Vehicle Type Residents of Kenosha County, 2003-2007



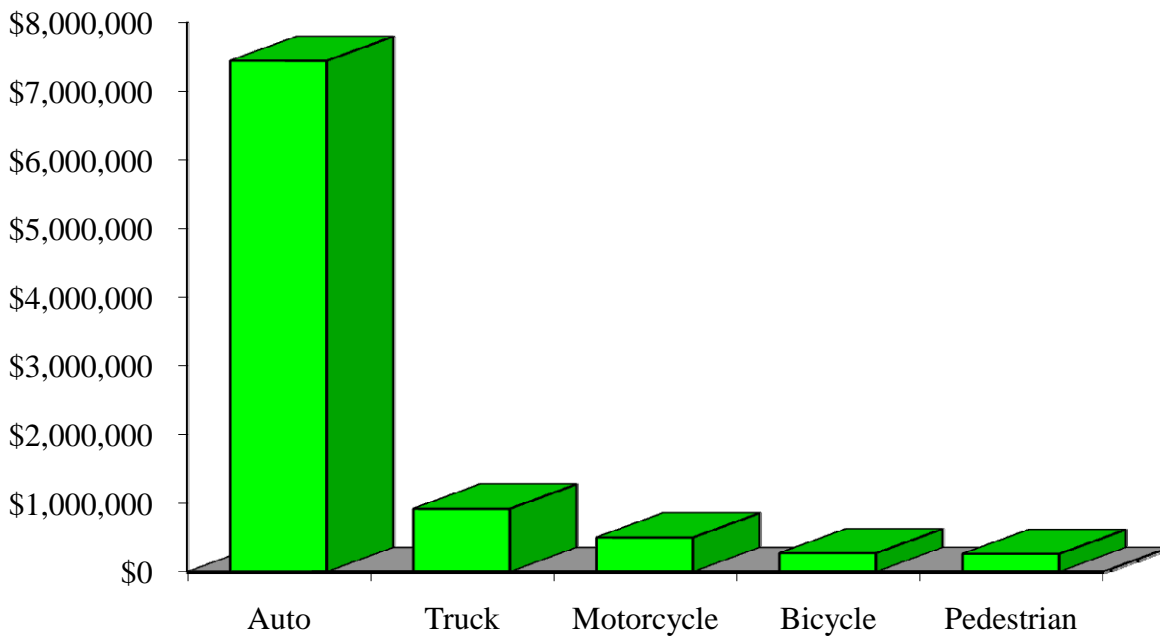
Hospital Charges by Vehicle Type Residents of Kenosha County, 2003-2007



Emergency Room Visits by Vehicle Type Residents of Kenosha County, 2003-2007



Emergency Room Charges by Vehicle Type Residents of Kenosha County, 2003-2007



Residents of Kenosha County and All Wisconsin 'Crash Occupants'

Crash Involvement Rates and Costs

2003-2007

	2003	2004	2005	2006	2007	Average
--	-------------	-------------	-------------	-------------	-------------	----------------

Annual Crash Involvement

<i>Kenosha County</i>						
Crash Occupants	8,589	8,728	8,620	8,351	8,322	8,522
<i>Rate per 1,000 Residents</i>	56.9	57.8	57.1	55.3	55.1	56.4

State of Wisconsin

Crash Occupants	316,298	307,373	305,007	286,608	300,270	303,111
<i>Rate per 1,000 Residents</i>	57.0	55.4	55.0	51.6	54.1	54.6

Annual Crash-Related Hospitalizations

<i>Kenosha County</i>						
Crash-Related Hospitalizations	125	124	149	124	154	135
<i>Rate per 100,000 Residents*</i>	82.8	82.1	98.7	82.1	102.0	89.6

State of Wisconsin

Crash-Related Hospitalizations	4,234	3,983	4,232	4,253	4,146	4,170
<i>Rate per 100,000 Residents*</i>	76.3	71.8	76.3	76.6	74.7	75.1

Annual Crash-Related Hospital Charges

<i>Kenosha County</i>						
Total Crash Injury Hospital Charges	\$3,960,822	\$4,323,515	\$5,540,246	\$4,416,354	\$6,769,157	\$5,002,019
<i>Annual Charge per 1,000 Residents</i>	\$26,235	\$28,638	\$36,697	\$29,253	\$44,837	\$33,132

State of Wisconsin

Total Crash Injury Hospital Charges	\$126,881,405	\$133,270,653	\$151,898,242	\$162,208,759	\$181,072,379	\$151,066,288
<i>Annual Charge per 1,000 Residents</i>	\$22,861	\$24,012	\$27,368	\$29,226	\$32,625	\$27,219

Annual Crash-Related Emergency Room Visits

<i>Kenosha County</i>						
Crash-Related Emergency Room Visits	1343	1,339	1402	1,353	1,283	1,344
<i>Rate per 100,000 Residents*</i>	889.6	886.9	928.6	896.2	849.8	890.4

State of Wisconsin

Crash-Related Emergency Room Visits	31,664	31,866	33,269	31,268	30,615	\$31,755
<i>Rate per 100,000 Residents*</i>	570.5	574.1	599.4	563.4	551.6	572.1

Annual Crash-Related Emergency Room Charges

<i>Kenosha County</i>						
Total Crash Injury Emergency Room Charges	\$1,395,610	\$1,858,141	\$2,148,658	\$1,980,285	\$2,017,067	\$2,001,038
<i>Annual ER Charge per 1,000 Residents</i>	\$9,244	\$12,308	\$14,232	\$13,117	\$13,360	\$13,254

State of Wisconsin

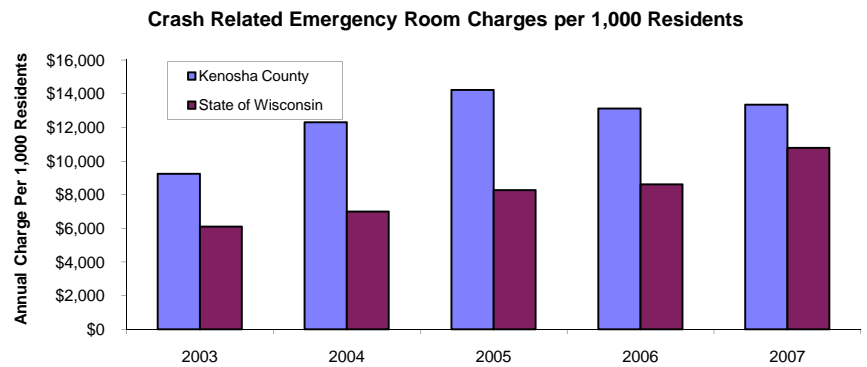
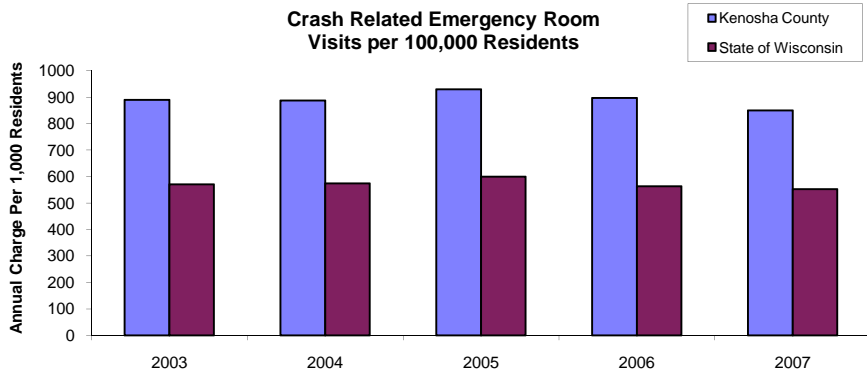
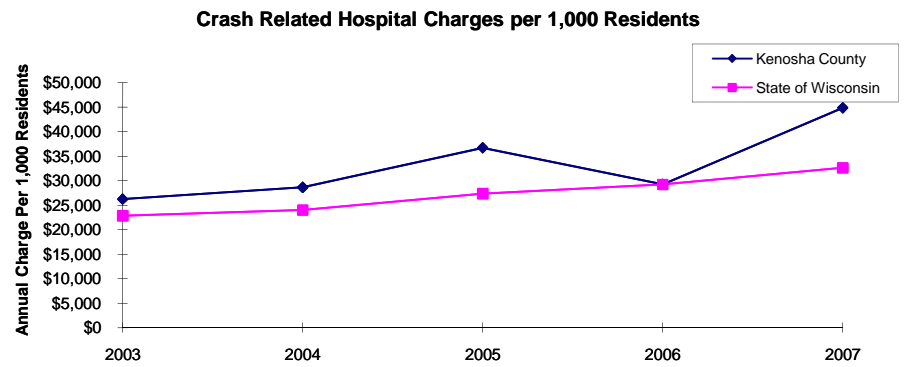
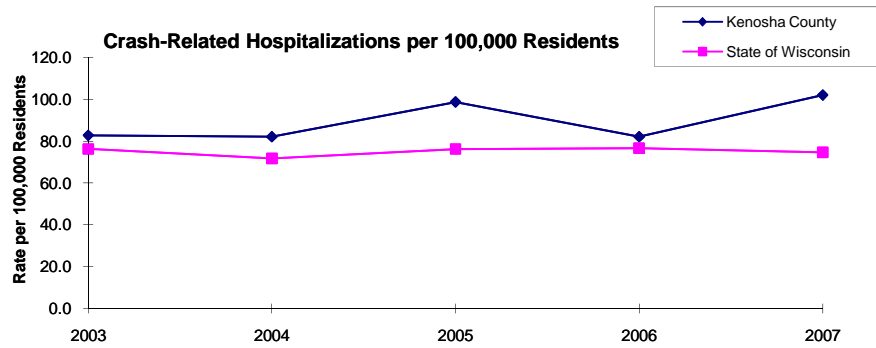
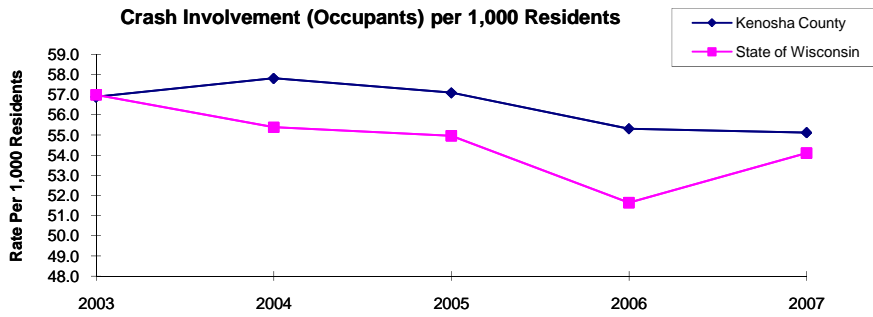
Crash Injury Emergency Room Charges	\$33,900,299	\$38,900,194	\$45,882,386	\$47,860,521	\$59,808,628	\$48,112,932
<i>Annual ER Charge per 1,000 Residents</i>	6,108	\$7,009	\$8,267	\$8,623	\$10,776	\$8,669

Average Annual Population (computed 2003-2007 population estimates)

<i>Kenosha County</i>	150,973	* Reported as a rate per 100,000 residents to better highlight				
<i>State of Wisconsin</i>	5,550,118	variations: 1.12 per 1,000 = 112 per 100,000.				

Population data estimates are available at the Demographic Services Center, Wisconsin Department of Administration

Residents of Kenosha County



Zipcodes included in County of Resident Reports

Residents of Kenosha County

53101	53102
53104	53109
53140	53141
53142	53143
53144	53152
53158	53159
53168	53169
53170	53171
53179	53180
53181	53192
53193	53194