
Residents of Lincoln County

Motor Vehicle Crash Occupants, Hospitalizations, Emergency Room Visits and Fatalities 2003-2007

	Auto	Truck	Motorcycle	Bicycle	Pedestrian	Total
Crash Occupants	6,285	2,231	106	30	41	8,693
Hospitalized Cases	70	31	31			140
Hospital Charges	\$1,420,473	\$918,171	\$1,421,765	\$22,808	\$284,880	\$4,068,097
Emergency Room Visits	541	139	42	13	23	617
Emergency Room Charges	\$658,397	\$219,997	\$73,345	\$10,657	\$16,617	\$702,059
Deaths	16	5	4	0	1	26

Indicates a value < 6

**Residents of Lincoln County
Hospitalization Charges by Vehicle Type
2003-2007**

	Auto	Truck	Motorcycle	Bicycle	Pedestrian
Hospital Charges	\$1,420,473	\$918,171	\$1,421,765	\$22,808	\$284,880
Total Crash Occupants	6,285	2,231	106	30	41
Hospital Charge/Occupant	\$226.01	\$411.55	\$13,412.88	\$760.27	\$6,948.29

**Hospitalization Rates by Vehicle Type
2003-2007**

	Auto	Truck	Motorcycle	Bicycle	Pedestrian
Hospital Cases	70	31	31		5
Total Crash Occupants	6,285	2,231	106	30	41
Hospitalization Rate/Crash Occupant	1.1%	1.4%	29.2%	10.0%	12.2%

**Emergency Room Charges by Vehicle Type
2003-2007**

	Auto	Truck	Motorcycle	Bicycle	Pedestrian
ER Charges	\$658,397	\$219,997	\$73,345	\$10,657	\$16,617
Crash Occupants	6,285	2,231	106	30	41
Emergency Room Charges/Crash Occupant	\$105	\$99	\$692	\$355	\$405

**Emergency Room Visits by Vehicle Type
2003-2007**

	Auto	Truck	Motorcycle	Bicycle	Pedestrian
Emergency Room Visits	541	139	42	13	23
Total Crash Occupants	6,285	2,231	106	30	41
Emergency Room Rate/Crash Occupant	8.6%	6.2%	39.6%	43.3%	56.1%

Indicates a value < 4

**Residents of Lincoln County
Occupants of Motor Vehicle Crashes
2003-2007**

	Auto	Truck	Motorcycle	Bicycle	Pedestrian	Total
2003	1,409	550	21		10	1,994
2004	1,286	444	22			1,760
2005	1,256	420	25	11	7	1,719
2006	1,199	439	20	9	11	1,678
2007	1,135	378	18		7	1,542
Five-Year Total	6,285	2,231	106	30	41	8,693

Indicates a value < 6

Residents of Lincoln County
Motor Vehicle Crash Hospitalizations, Hospital Charges and Emergency Room Visits and Charges
2003-2007

	Auto	Truck	Motorcycle	Bicycle	Pedestrian	Total
2003						
Number of Cases	18				0	29
Total Charges	\$304,727	\$70,114	\$137,495	\$6,349	\$0	\$518,685
2004						
Number of Cases	16	9	10	0	0	35
Total Charges	\$238,022	\$72,235	\$364,390	\$0	\$0	\$674,647
2005						
Number of Cases	10	7				25
Total Charges	\$190,399	\$503,291	\$239,510	\$6,054	\$34,054	\$973,308
2006						
Number of Cases	10					21
Total Charges	\$185,898	\$113,324	\$258,124	\$10,405	\$139,646	\$707,397
2007						
Number of Cases	16		8	0		30
Total Charges	\$501,427	\$159,207	\$422,246	\$0	\$111,180	\$1,194,060
Five-YearTotal						
Number of Cases	70	31	31			140
Total Charges	\$1,420,473	\$918,171	\$1,421,765	\$22,808	\$284,880	\$4,068,097

Motor Vehicle Crash Emergency Room Visits and Charges
2003-2007

	Auto	Truck	Motorcycle	Bicycle	Pedestrian	Total
2003						
Number of Cases	114	27	7	0		152
Total Charges	\$96,831	\$20,723	\$7,357	\$0	\$1,940	\$126,851
2004						
Number of Cases	109	28	10			153
Total Charges	\$127,863	\$45,771	\$24,632	\$110	\$4,682	\$203,058
2005						
Number of Cases	114	29	10	8		165
Total Charges	\$127,054	\$26,782	\$9,787	\$6,248	\$5,006	\$174,877
2006						
Number of Cases	97	29	11		7	147
Total Charges	\$117,973	\$52,400	\$19,972	\$1,942	\$4,986	\$197,273
2007						
Number of Cases	107	26				141
Total Charges	\$188,676	\$74,321	\$11,597	\$2,357		\$276,954
Five -Year Total						
Number of Cases	541	139	42	13	23	617
Total Charges	\$658,397	\$219,997	\$73,345	\$10,657	\$16,617	\$702,059

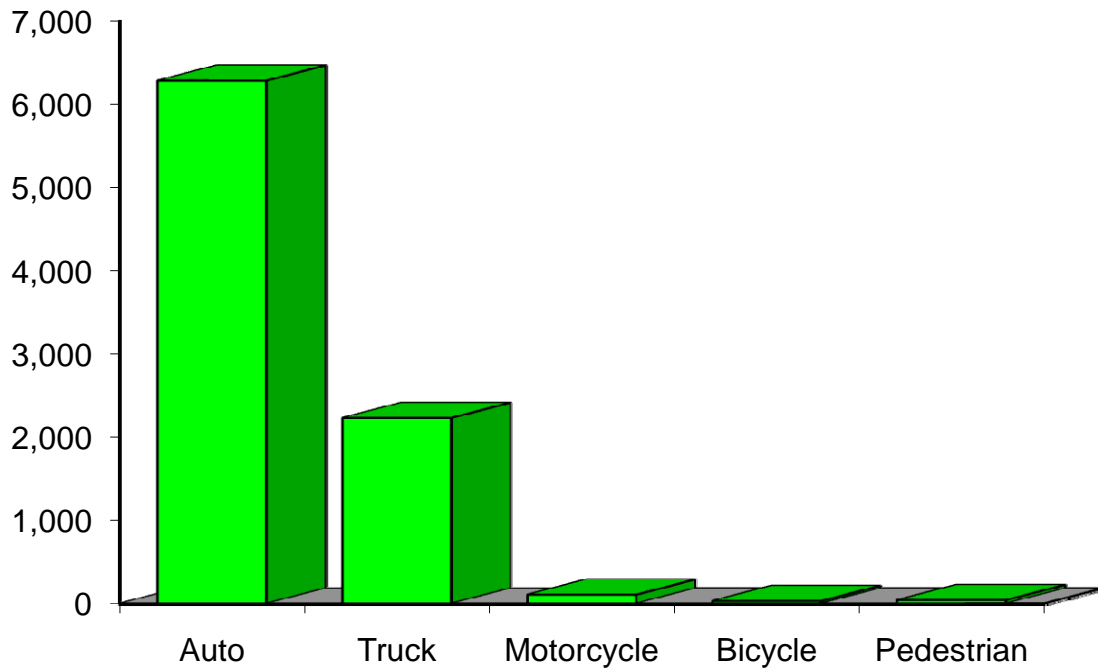
Indicates a value < 6

**Residents of Lincoln County
Motor Vehicle Crash Deaths
2003-2007**

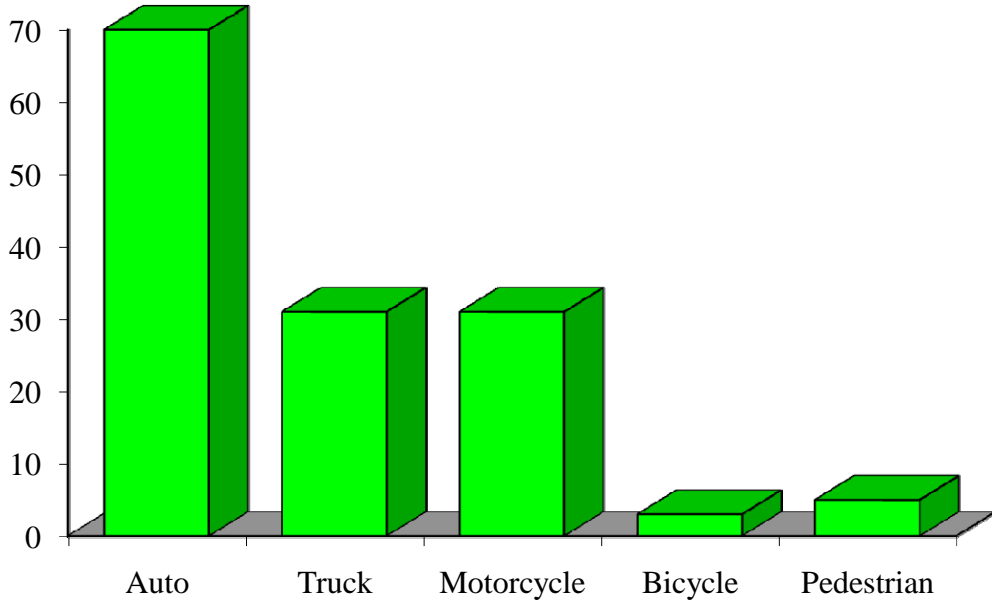
	Auto	Truck	Motorcycle	Bicycle	Pedestrian	Total
2003				0		10
2004		0	0	0	0	
2005				0	0	
2006				0	0	
2007				0	0	
Five-Year Total	16			0		26

Indicates a value < 6

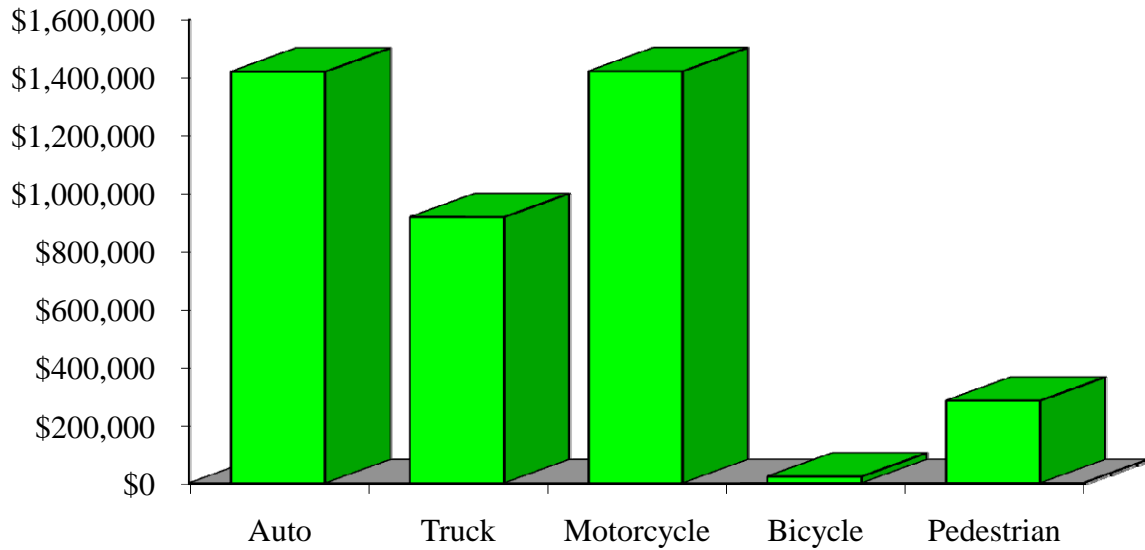
Crash Occupants by Vehicle Type Residents of Lincoln County, 2003-2007



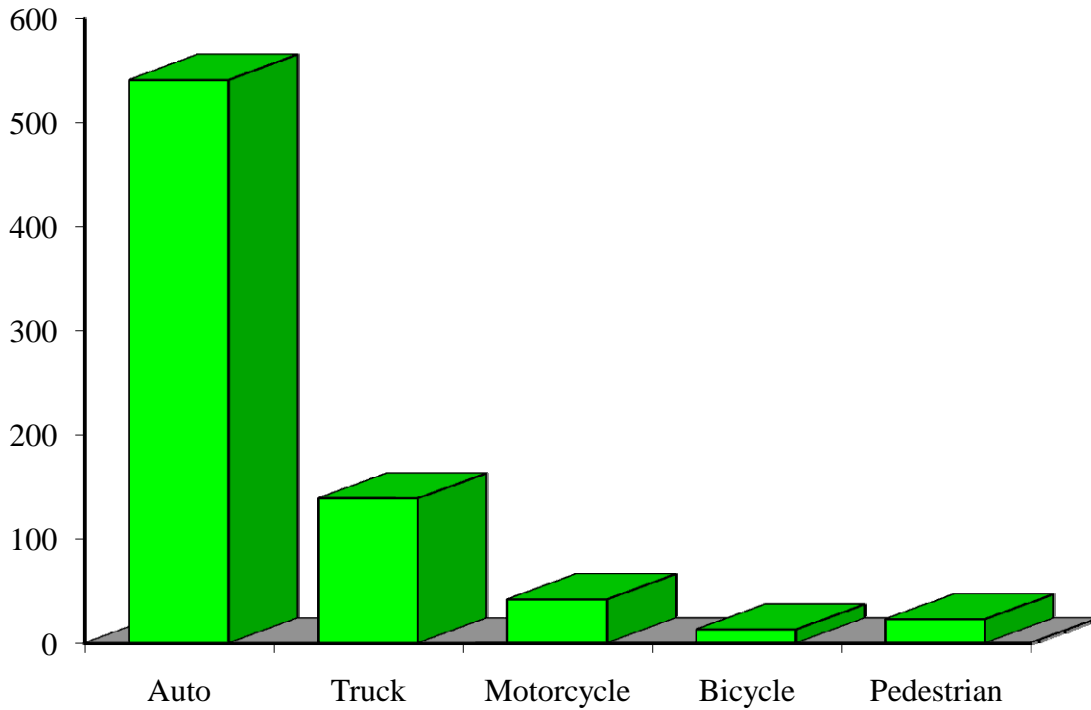
Hospitalizations by Vehicle Type Residents of Lincoln County, 2003-2007



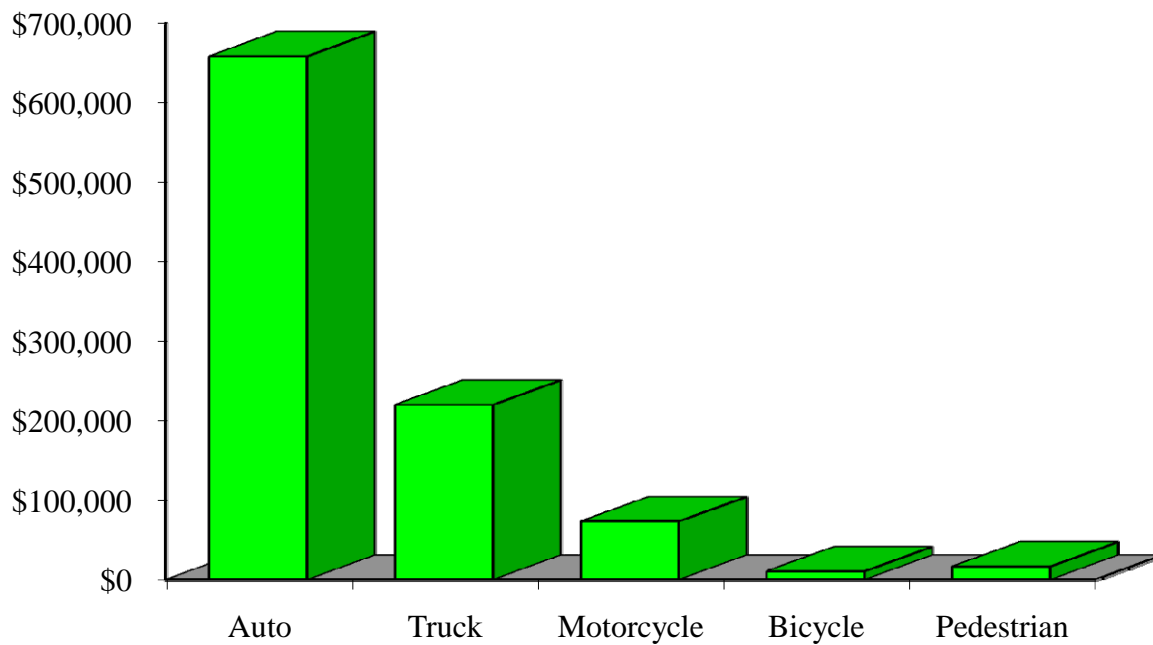
Hospital Charges by Vehicle Type Residents of Lincoln County, 2003-2007



Emergency Room Visits by Vehicle Type Residents of Lincoln County, 2003-2007



Emergency Room Charges by Vehicle Type Residents of Lincoln County, 2003-2007



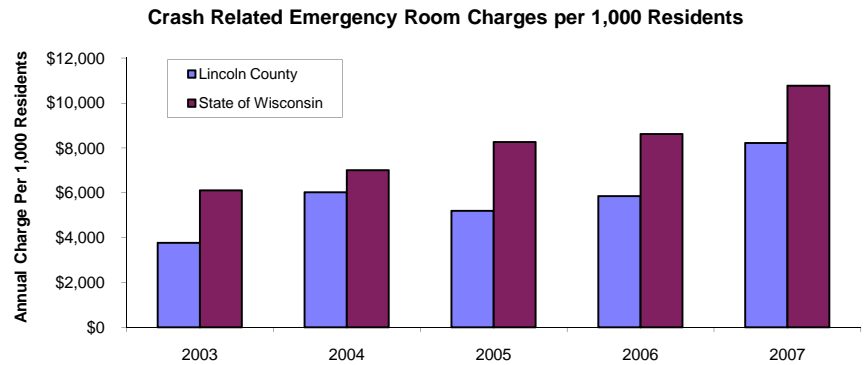
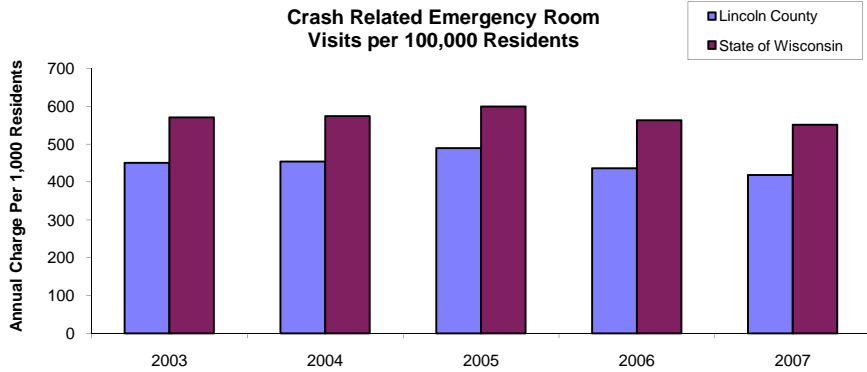
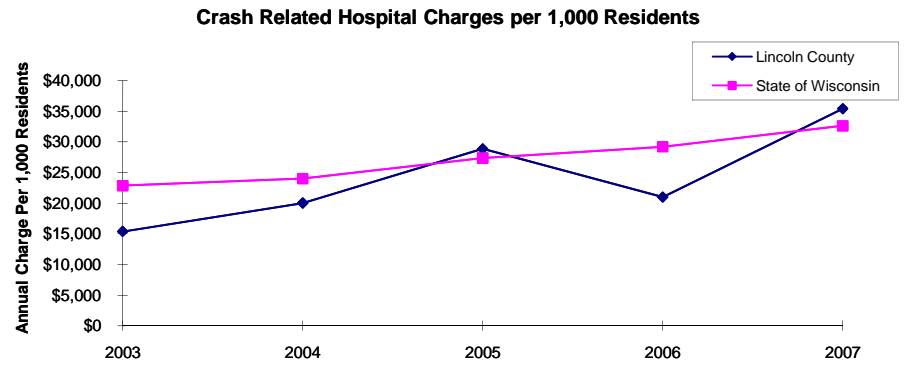
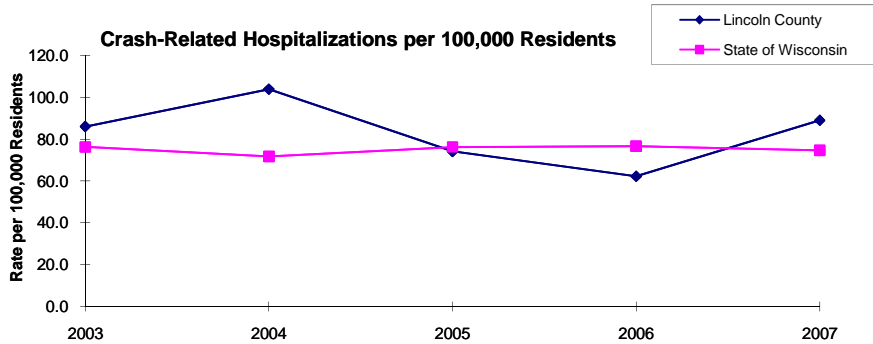
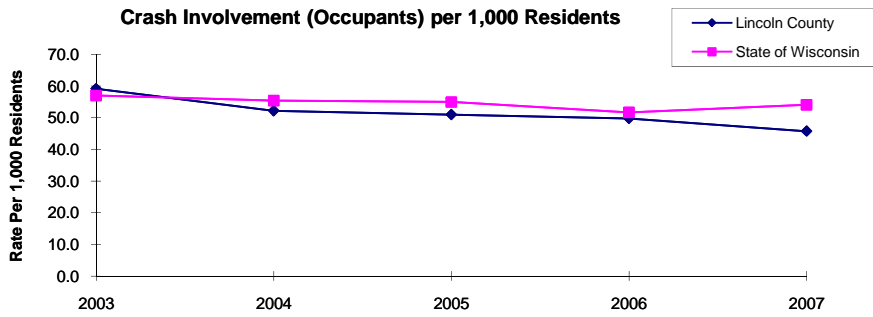
**Residents of Lincoln County and All Wisconsin 'Crash Occupants'
Crash Involvement Rates and Costs**

2003-2007

	2003	2004	2005	2006	2007	Average
Annual Crash Involvement						
<i>Lincoln County</i>						
Crash Occupants	1,994	1,760	1,719	1,678	1,542	1,739
<i>Rate per 1,000 Residents</i>	59.2	52.2	51.0	49.8	45.7	51.6
<i>State of Wisconsin</i>						
Crash Occupants	316,298	307,373	305,007	286,608	300,270	303,111
<i>Rate per 1,000 Residents</i>	57.0	55.4	55.0	51.6	54.1	54.6
Annual Crash-Related Hospitalizations						
<i>Lincoln County</i>						
Crash-Related Hospitalizations	29	35	25	21	30	28
<i>Rate per 100,000 Residents*</i>	86.0	103.8	74.2	62.3	89.0	83.1
<i>State of Wisconsin</i>						
Crash-Related Hospitalizations	4,234	3,983	4,232	4,253	4,146	4,170
<i>Rate per 100,000 Residents*</i>	76.3	71.8	76.3	76.6	74.7	75.1
Annual Crash-Related Hospital Charges						
<i>Lincoln County</i>						
Total Crash Injury Hospital Charges	\$518,685	\$674,647	\$973,308	\$707,397	\$1,194,060	\$813,619
<i>Annual Charge per 1,000 Residents</i>	\$15,388	\$20,015	\$28,875	\$20,986	\$35,424	\$24,138
<i>State of Wisconsin</i>						
Total Crash Injury Hospital Charges	\$126,881,405	\$133,270,653	\$151,898,242	\$162,208,759	\$181,072,379	\$151,066,288
<i>Annual Charge per 1,000 Residents</i>	\$22,861	\$24,012	\$27,368	\$29,226	\$32,625	\$27,219
Annual Crash-Related Emergency Room Visits						
<i>Lincoln County</i>						
Crash-Related Emergency Room Visits	152	153	165	147	141	152
<i>Rate per 100,000 Residents*</i>	450.9	453.9	489.5	436.1	418.3	449.5
<i>State of Wisconsin</i>						
Crash-Related Emergency Room Visits	31,664	31,866	33,269	31,268	30,615	31,755
<i>Rate per 100,000 Residents*</i>	570.5	574.1	599.4	563.4	551.6	572.1
Annual Crash-Related Emergency Room Charges						
<i>Lincoln County</i>						
Total Crash Injury Emergency Room Charges	\$126,851	\$203,058	\$174,877	\$197,273	\$276,954	\$213,041
<i>Annual ER Charge per 1,000 Residents</i>	\$3,763	\$6,024	\$5,188	\$5,852	\$8,216	\$6,320
<i>State of Wisconsin</i>						
Crash Injury Emergency Room Charges	\$33,900,299	\$38,900,194	\$45,882,386	\$47,860,521	\$59,808,628	\$48,112,932
<i>Annual ER Charge per 1,000 Residents</i>	6,108	\$7,009	\$8,267	\$8,623	\$10,776	\$8,669
Average Annual Population (computed 2003-2007 population estimates)						
<i>Lincoln County</i>	33,708	* Reported as a rate per 100,000 residents to better highlight				
<i>State of Wisconsin</i>	5,550,118	variations: 1.12 per 1,000 = 112 per 100,000.				

Population data estimates are available at the Demographic Services Center, Wisconsin Department of Administration

Residents of Lincoln County



Zipcodes included in County of Resident Reports

Residents of Lincoln County

54435	54442
54452	54487
54532	