
Residents of Marathon County

Motor Vehicle Crash Occupants, Hospitalizations, Emergency Room Visits and Fatalities 2003-2007

	Auto	Truck	Motorcycle	Bicycle	Pedestrian	Total
Crash Occupants	22,735	6,226	287	125	128	29,501
Hospitalized Cases	265	71	78	8	29	451
Hospital Charges	\$7,498,493	\$2,286,281	\$2,397,519	\$181,441	\$670,534	\$13,034,268
Emergency Room Visits	2,036	389	104	58	65	2,161
Emergency Room Charges	\$2,602,346	\$575,977	\$180,815	\$63,787	\$76,877	\$2,368,686
Deaths	53	19	9	0	4	85

Indicates a value < 6

**Residents of Marathon County
Hospitalization Charges by Vehicle Type
2003-2007**

	Auto	Truck	Motorcycle	Bicycle	Pedestrian
Hospital Charges	\$7,498,493	\$2,286,281	\$2,397,519	\$181,441	\$670,534
Total Crash Occupants	22,735	6,226	287	125	128
Hospital Charge/Occupant	\$329.82	\$367.22	\$8,353.72	\$1,451.53	\$5,238.55

**Hospitalization Rates by Vehicle Type
2003-2007**

	Auto	Truck	Motorcycle	Bicycle	Pedestrian
Hospital Cases	265	71	78	8	29
Total Crash Occupants	22,735	6,226	287	125	128
Hospitalization Rate/Crash Occupant	1.2%	1.1%	27.2%	6.4%	22.7%

**Emergency Room Charges by Vehicle Type
2003-2007**

	Auto	Truck	Motorcycle	Bicycle	Pedestrian
ER Charges	\$2,602,346	\$575,977	\$180,815	\$63,787	\$76,877
Crash Occupants	22,735	6,226	287	125	128
Emergency Room Charges/Crash Occupant	\$114	\$93	\$630	\$510	\$601

**Emergency Room Visits by Vehicle Type
2003-2007**

	Auto	Truck	Motorcycle	Bicycle	Pedestrian
Emergency Room Visits	2,036	389	104	58	65
Total Crash Occupants	22,735	6,226	287	125	128
Emergency Room Rate/Crash Occupant	9.0%	6.2%	36.2%	46.4%	50.8%

Indicates a value < 4

**Residents of Marathon County
Occupants of Motor Vehicle Crashes
2003-2007**

	Auto	Truck	Motorcycle	Bicycle	Pedestrian	Total
2003	4,696	1,403	58	21	26	6,204
2004	4,821	1,318	51	29	26	6,245
2005	4,457	1,242	56	21	23	5,799
2006	4,467	1,193	65	29	20	5,774
2007	4,294	1,070	57	25	33	5,479
Five-Year Total	22,735	6,226	287	125	128	29,501

Indicates a value < 6

**Residents of Marathon County
Motor Vehicle Crash Hospitalizations, Hospital Charges and Emergency Room Visits and Charges
2003-2007**

	Auto	Truck	Motorcycle	Bicycle	Pedestrian	Total
2003						
Number of Cases	59	13	10			87
Total Charges	\$1,172,228	\$292,721	\$204,882	\$4,346	\$43,072	\$1,717,249
2004						
Number of Cases	52	10	10		10	83
Total Charges	\$904,826	\$399,536	\$117,303	\$8,594	\$249,545	\$1,679,804
2005						
Number of Cases	41	14	20			82
Total Charges	\$1,335,412	\$574,043	\$274,177	\$109,643	\$43,661	\$2,336,936
2006						
Number of Cases	60	22	16			105
Total Charges	\$2,012,110	\$448,090	\$614,422	\$58,858	\$117,824	\$3,251,304
2007						
Number of Cases	53	12	22	0	7	94
Total Charges	\$2,073,917	\$571,891	\$1,186,735	\$0	\$216,432	\$4,048,975
Five-YearTotal						
Number of Cases	265	71	78	8	29	451
Total Charges	\$7,498,493	\$2,286,281	\$2,397,519	\$181,441	\$670,534	\$13,034,268

**Motor Vehicle Crash Emergency Room Visits and Charges
2003-2007**

	Auto	Truck	Motorcycle	Bicycle	Pedestrian	Total
2003						
Number of Cases	419	83	23	8	16	549
Total Charges	\$239,283	\$69,054	\$16,768	\$5,821	\$8,496	\$339,422
2004						
Number of Cases	403	85	18	10	9	525
Total Charges	\$362,657	\$91,843	\$27,689	\$5,130	\$10,119	\$497,438
2005						
Number of Cases	408	79	18	12	13	530
Total Charges	\$531,580	\$114,811	\$32,004	\$15,895	\$26,843	\$721,133
2006						
Number of Cases	433	71	29	11	13	557
Total Charges	\$595,792	\$125,813	\$50,047	\$7,636	\$31,405	\$810,693
2007						
Number of Cases	373	71	16	17	14	491
Total Charges	\$873,034	\$174,456	\$54,307	\$29,305	\$14	\$1,131,116
Five -Year Total						
Number of Cases	2,036	389	104	58	65	2,161
Total Charges	\$2,602,346	\$575,977	\$180,815	\$63,787	\$76,877	\$2,368,686

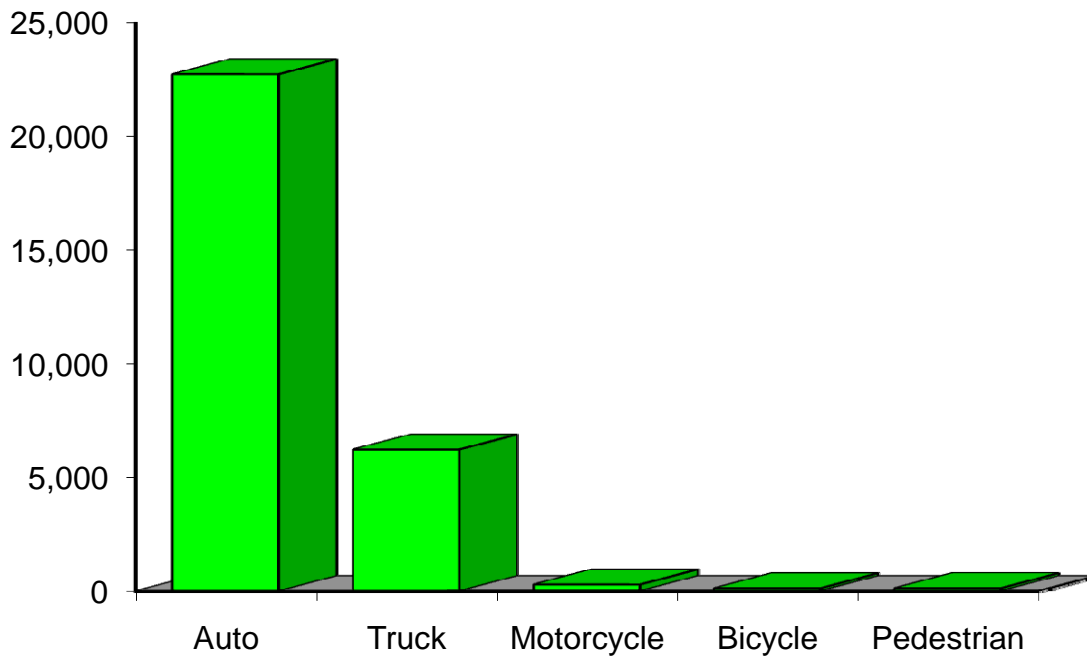
Indicates a value < 6

**Residents of Marathon County
Motor Vehicle Crash Deaths
2003-2007**

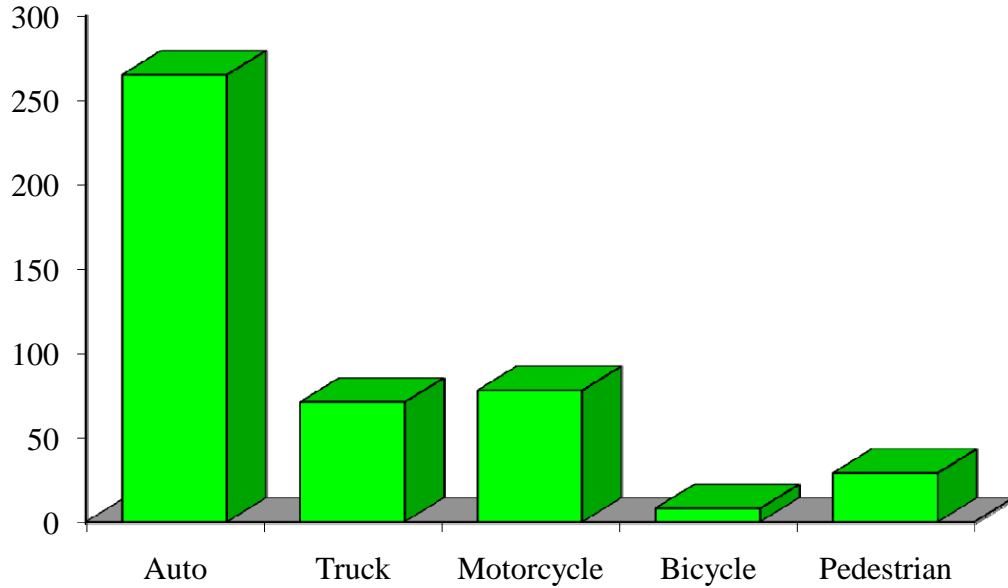
	Auto	Truck	Motorcycle	Bicycle	Pedestrian	Total
2003	17		0	0		24
2004	7			0	0	11
2005				0		12
2006	10			0		17
2007	13			0		21
Five-Year Total	53	19	9	0		85

Indicates a value < 6

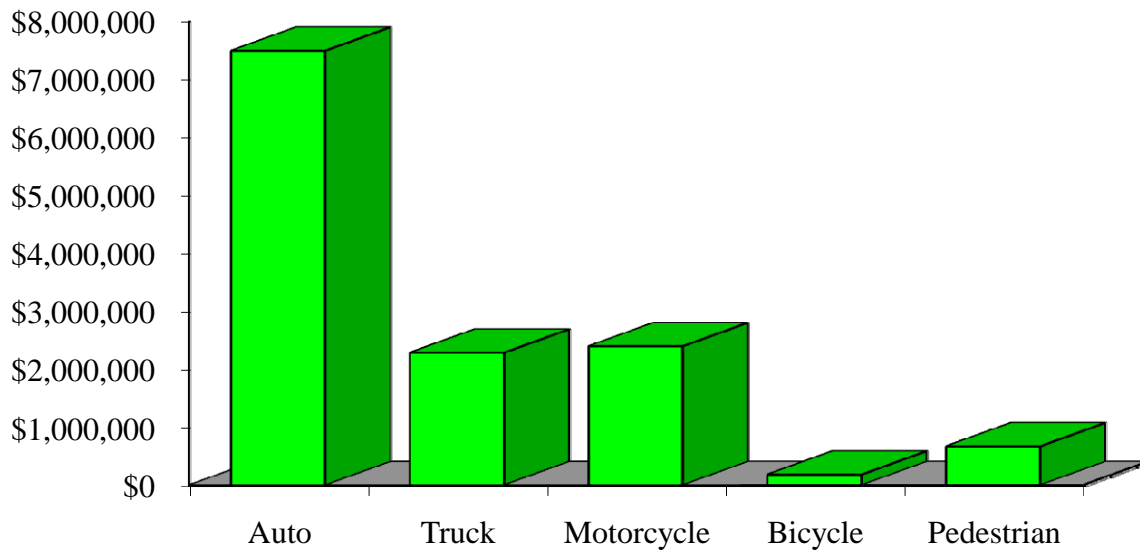
Crash Occupants by Vehicle Type Residents of Marathon County, 2003-2007



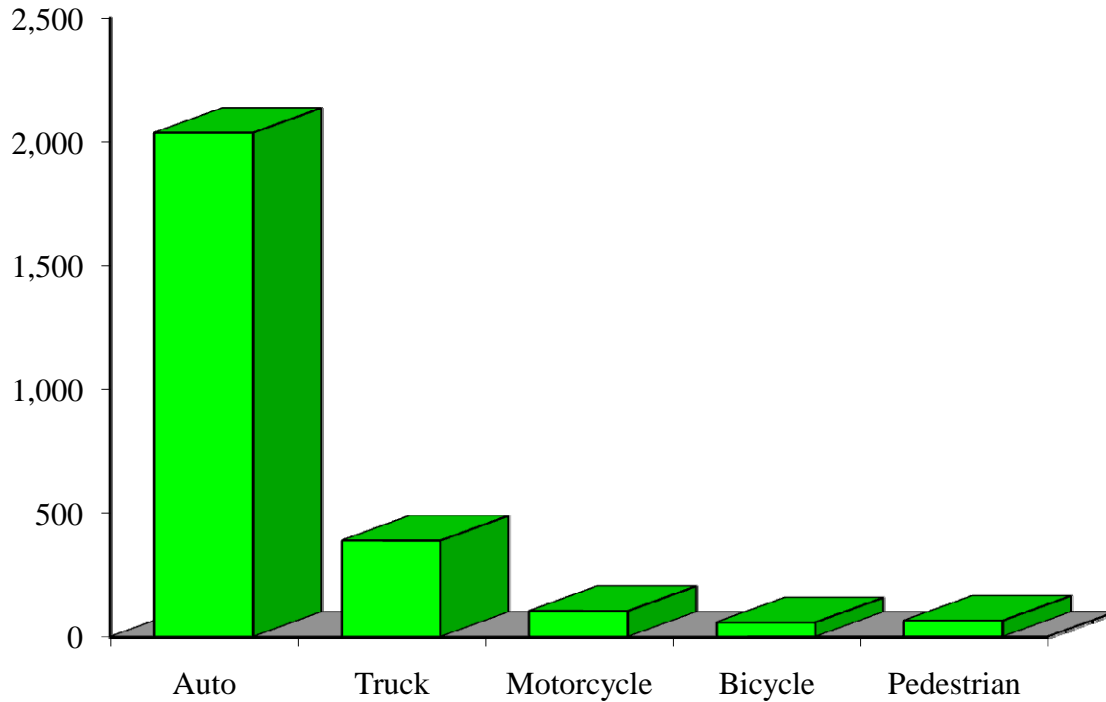
Hospitalizations by Vehicle Type Residents of Marathon County, 2003-2007



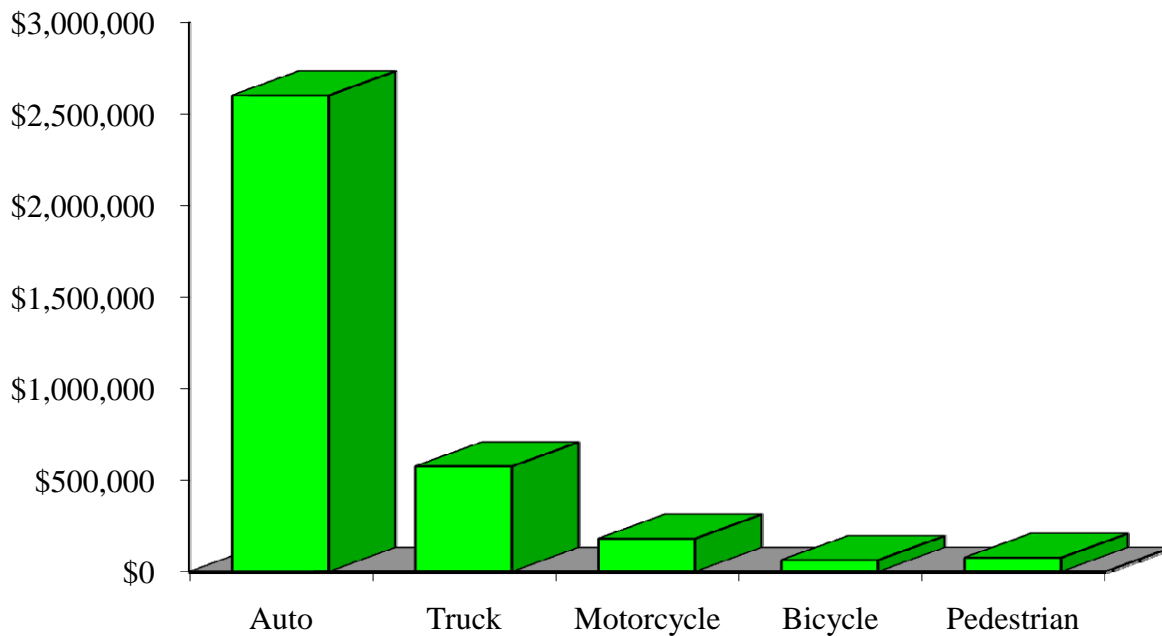
Hospital Charges by Vehicle Type Residents of Marathon County, 2003-2007



Emergency Room Visits by Vehicle Type Residents of Marathon County, 2003-2007



Emergency Room Charges by Vehicle Type Residents of Marathon County, 2003-2007



Residents of Marathon County and All Wisconsin 'Crash Occupants'

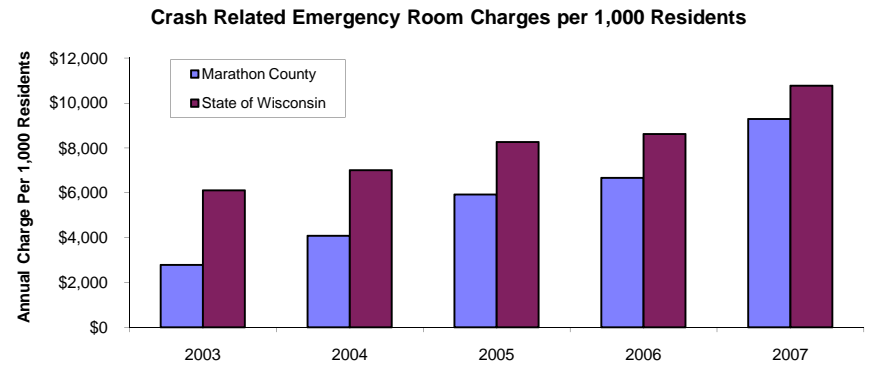
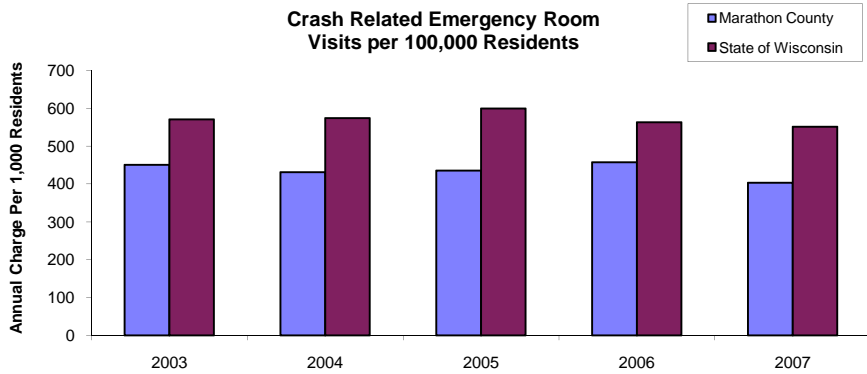
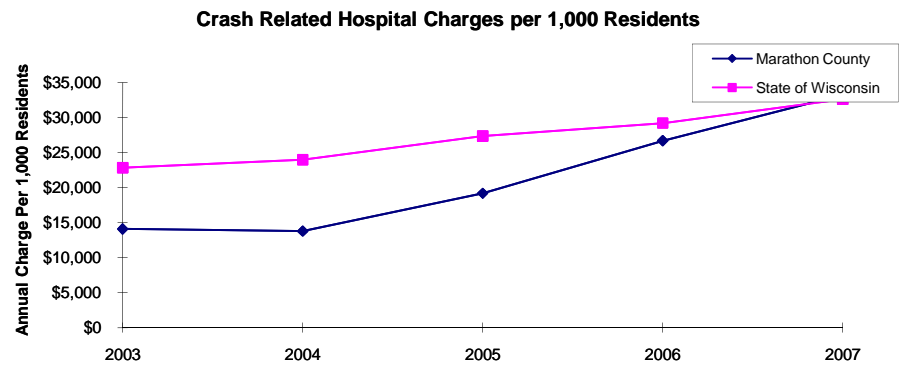
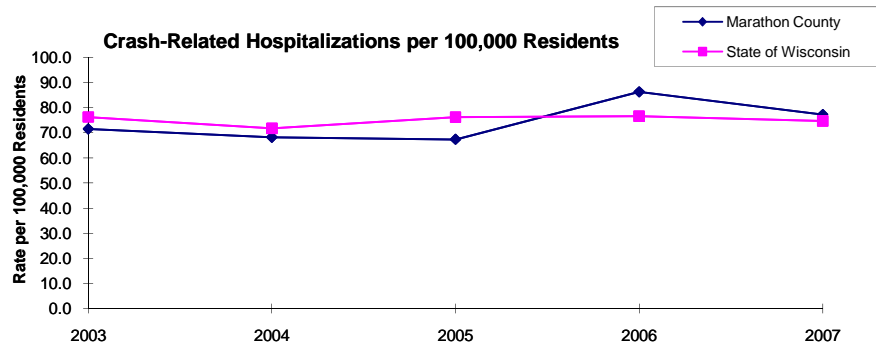
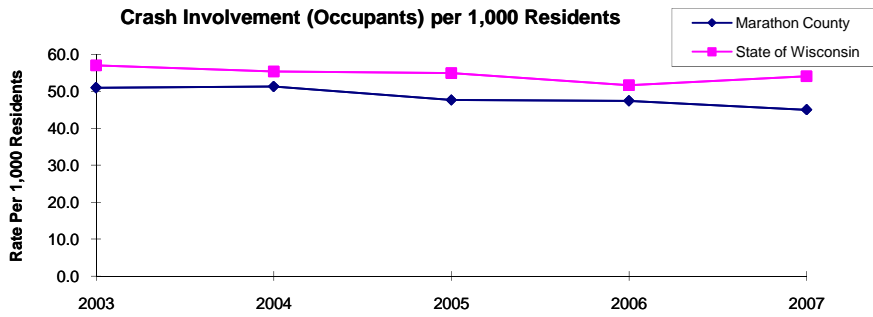
Crash Involvement Rates and Costs

2003-2007

	2003	2004	2005	2006	2007	Average
Annual Crash Involvement						
<i>Marathon County</i>						
Crash Occupants	6,204	6,245	5,799	5,774	5,479	5,900
<i>Rate per 1,000 Residents</i>	51.0	51.3	47.6	47.4	45.0	48.5
<i>State of Wisconsin</i>						
Crash Occupants	316,298	307,373	305,007	286,608	300,270	303,111
<i>Rate per 1,000 Residents</i>	57.0	55.4	55.0	51.6	54.1	54.6
Annual Crash-Related Hospitalizations						
<i>Marathon County</i>						
Crash-Related Hospitalizations	87	83	82	105	94	90
<i>Rate per 100,000 Residents*</i>	71.5	68.2	67.4	86.3	77.2	74.1
<i>State of Wisconsin</i>						
Crash-Related Hospitalizations	4,234	3,983	4,232	4,253	4,146	4,170
<i>Rate per 100,000 Residents*</i>	76.3	71.8	76.3	76.6	74.7	75.1
Annual Crash-Related Hospital Charges						
<i>Marathon County</i>						
Total Crash Injury Hospital Charges	\$1,717,249	\$1,679,804	\$2,336,936	\$3,251,304	\$4,048,975	\$2,606,854
<i>Annual Charge per 1,000 Residents</i>	\$14,107	\$13,799	\$19,198	\$26,709	\$33,262	\$21,415
<i>State of Wisconsin</i>						
Total Crash Injury Hospital Charges	\$126,881,405	\$133,270,653	\$151,898,242	\$162,208,759	\$181,072,379	\$151,066,288
<i>Annual Charge per 1,000 Residents</i>	\$22,861	\$24,012	\$27,368	\$29,226	\$32,625	\$27,219
Annual Crash-Related Emergency Room Visits						
<i>Marathon County</i>						
Crash-Related Emergency Room Visits	549	525	530	557	491	526
<i>Rate per 100,000 Residents*</i>	451.0	431.3	435.4	457.6	403.4	431.9
<i>State of Wisconsin</i>						
Crash-Related Emergency Room Visits	31,664	31,866	33,269	31,268	30,615	\$31,755
<i>Rate per 100,000 Residents*</i>	570.5	574.1	599.4	563.4	551.6	572.1
Annual Crash-Related Emergency Room Charges						
<i>Marathon County</i>						
Total Crash Injury Emergency Room Charges	\$339,422	\$497,438	\$721,133	\$810,693	\$1,131,116	\$790,095
<i>Annual ER Charge per 1,000 Residents</i>	\$2,788	\$4,086	\$5,924	\$6,660	\$9,292	\$6,491
<i>State of Wisconsin</i>						
Crash Injury Emergency Room Charges	\$33,900,299	\$38,900,194	\$45,882,386	\$47,860,521	\$59,808,628	\$48,112,932
<i>Annual ER Charge per 1,000 Residents</i>	6,108	\$7,009	\$8,267	\$8,623	\$10,776	\$8,669
Average Annual Population (computed 2003-2007 population estimates)						
<i>Marathon County</i>	121,730	* Reported as a rate per 100,000 residents to better highlight				
<i>State of Wisconsin</i>	5,550,118	variations: 1.12 per 1,000 = 112 per 100,000.				

Population data estimates are available at the Demographic Services Center, Wisconsin Department of Administration

Residents of Marathon County



Zipcodes included in County of Resident Reports

Residents of Marathon County

54401	54402
54403	54411
54417	54426
54429	54432
54440	54448
54453	54455
54471	54474
54476	54477
54478	54479
54484	54488