
Residents of Monroe County

Motor Vehicle Crash Occupants, Hospitalizations, Emergency Room Visits and Fatalities 2003-2007

	Auto	Truck	Motorcycle	Bicycle	Pedestrian	Total
Crash Occupants	7,856	2,667	150	38	49	10,760
Hospitalized Cases	92	34	41		10	183
Hospital Charges	\$4,257,084	\$1,939,752	\$1,937,527	\$93,535	\$264,152	\$8,492,050
Emergency Room Visits	769	173	65	17	24	801
Emergency Room Charges	\$881,855	\$228,426	\$99,818	\$14,942	\$17,483	\$828,792
Deaths	24	9	3	0	0	36

Indicates a value < 6

**Residents of Monroe County
Hospitalization Charges by Vehicle Type
2003-2007**

	Auto	Truck	Motorcycle	Bicycle	Pedestrian
Hospital Charges	\$4,257,084	\$1,939,752	\$1,937,527	\$93,535	\$264,152
Total Crash Occupants	7,856	2,667	150	38	49
Hospital Charge/Occupant	\$541.89	\$727.32	\$12,916.85	\$2,461.45	\$5,390.86

**Hospitalization Rates by Vehicle Type
2003-2007**

	Auto	Truck	Motorcycle	Bicycle	Pedestrian
Hospital Cases	92	34	41	6	10
Total Crash Occupants	7,856	2,667	150	38	49
Hospitalization Rate/Crash Occupant	1.2%	1.3%	27.3%	15.8%	20.4%

**Emergency Room Charges by Vehicle Type
2003-2007**

	Auto	Truck	Motorcycle	Bicycle	Pedestrian
ER Charges	\$881,855	\$228,426	\$99,818	\$14,942	\$17,483
Crash Occupants	7,856	2,667	150	38	49
Emergency Room Charges/Crash Occupant	\$112	\$86	\$665	\$393	\$357

**Emergency Room Visits by Vehicle Type
2003-2007**

	Auto	Truck	Motorcycle	Bicycle	Pedestrian
Emergency Room Visits	769	173	65	17	24
Total Crash Occupants	7,856	2,667	150	38	49
Emergency Room Rate/Crash Occupant	9.8%	6.5%	43.3%	44.7%	49.0%

Indicates a value < 4

**Residents of Monroe County
Occupants of Motor Vehicle Crashes
2003-2007**

	Auto	Truck	Motorcycle	Bicycle	Pedestrian	Total
2003	1,641	575	24		11	2,257
2004	1,575	576	26	8	10	2,195
2005	1,622	544	27	10	15	2,218
2006	1,431	508	31	8	8	1,986
2007	1,587	464	42			2,104
Five-Year Total	7,856	2,667	150	38	49	10,760

Indicates a value < 6

**Residents of Monroe County
Motor Vehicle Crash Hospitalizations, Hospital Charges and Emergency Room Visits and Charges
2003-2007**

	Auto	Truck	Motorcycle	Bicycle	Pedestrian	Total
2003						
Number of Cases	15	11	8			39
Total Charges	\$487,044	\$482,729	\$292,188	\$22,195	\$106,957	\$1,391,113
2004						
Number of Cases	18	8	7			35
Total Charges	\$571,874	\$439,886	\$262,960	\$3,413	\$52,060	\$1,330,193
2005						
Number of Cases	13		8			31
Total Charges	\$1,038,363	\$733,800	\$345,655	\$18,581	\$105,135	\$2,241,534
2006						
Number of Cases	22				0	33
Total Charges	\$454,595	\$99,946	\$241,481	\$9,052	\$0	\$805,074
2007						
Number of Cases	24		14		0	45
Total Charges	\$1,705,208	\$183,391	\$795,243	\$40,294	\$0	\$2,724,136
Five-YearTotal						
Number of Cases	92	34	41		10	183
Total Charges	\$4,257,084	\$1,939,752	\$1,937,527	\$93,535	\$264,152	\$8,492,050

**Motor Vehicle Crash Emergency Room Visits and Charges
2003-2007**

	Auto	Truck	Motorcycle	Bicycle	Pedestrian	Total
2003						
Number of Cases	151	36	10			204
Total Charges	\$108,041	\$30,616	\$12,004	\$587	\$7,477	\$158,725
2004						
Number of Cases	132	34	12		8	191
Total Charges	\$91,850	\$30,597	\$14,622	\$2,791	\$2,691	\$142,551
2005						
Number of Cases	161	40	10			220
Total Charges	\$181,031	\$73,563	\$12,918	\$8,697	\$5,800	\$282,009
2006						
Number of Cases	135	30	16			186
Total Charges	\$174,050	\$50,172	\$19,379	\$395	\$1,511	\$245,507
2007						
Number of Cases	190	33	17			247
Total Charges	\$326,883	\$43,478	\$40,895	\$2,472		\$413,732
Five -Year Total						
Number of Cases	769	173	65	17	24	801
Total Charges	\$881,855	\$228,426	\$99,818	\$14,942	\$17,483	\$828,792

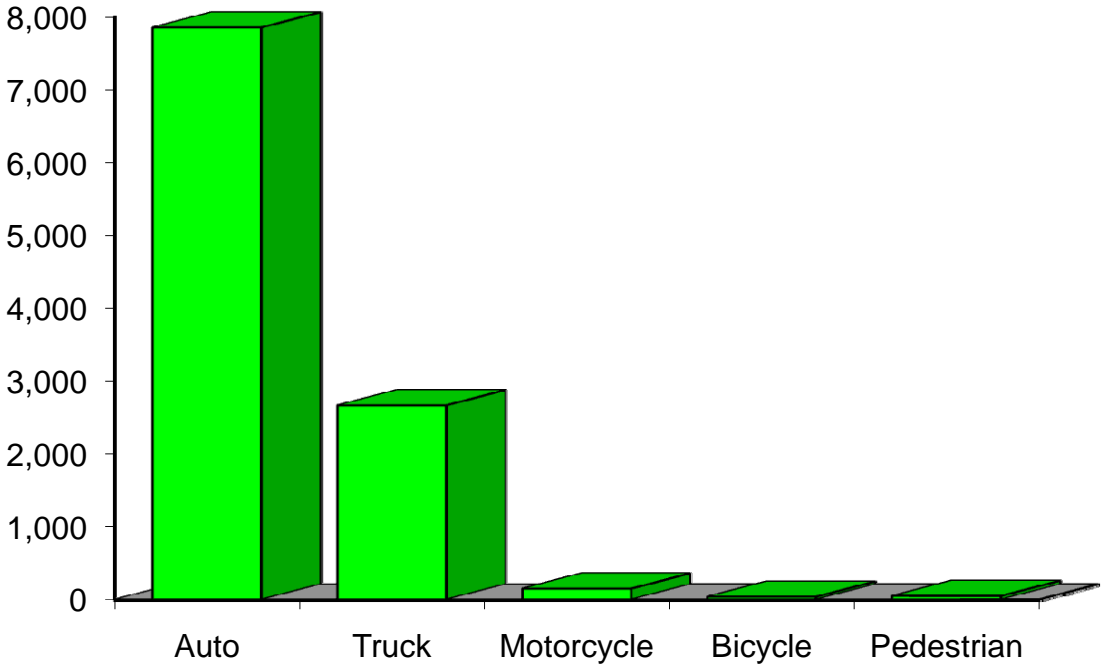
Indicates a value < 6

**Residents of Monroe County
Motor Vehicle Crash Deaths
2003-2007**

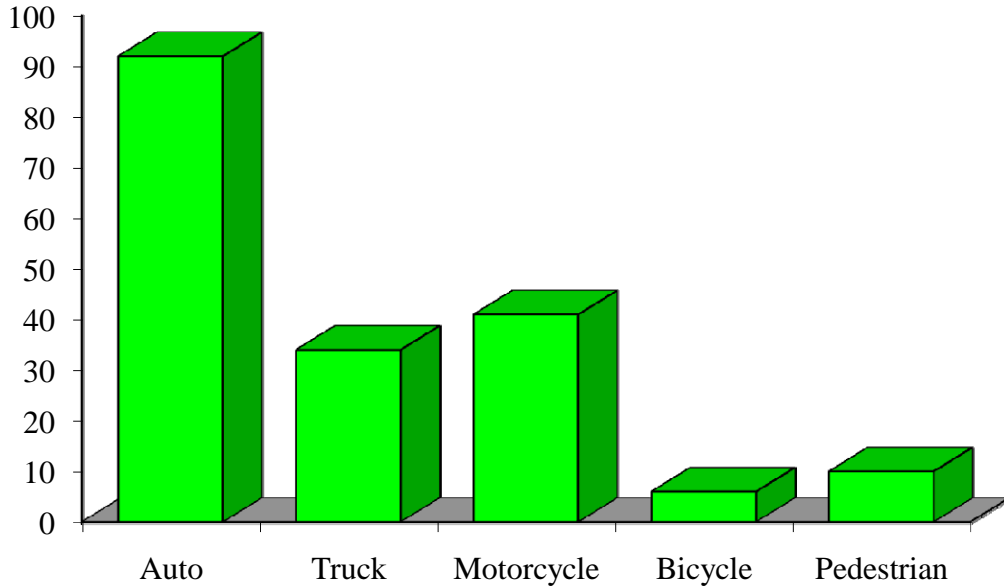
	Auto	Truck	Motorcycle	Bicycle	Pedestrian	Total
2003	7			0	0	10
2004				0	0	
2005			0	0	0	7
2006				0	0	7
2007	7	0	0	0	0	7
Five-Year Total	24	9		0	0	36

Indicates a value < 6

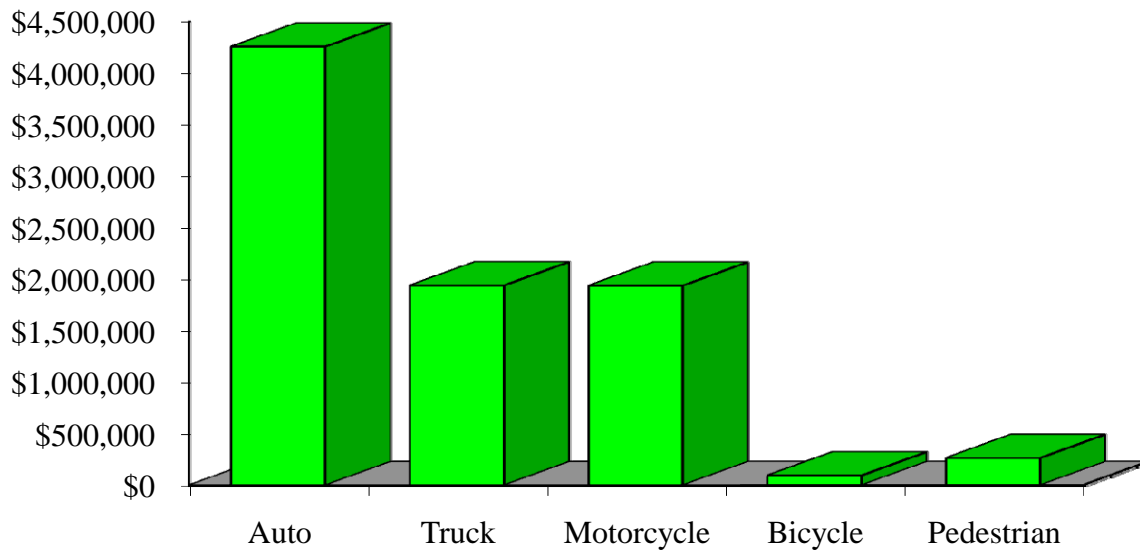
Crash Occupants by Vehicle Type Residents of Monroe County, 2003-2007



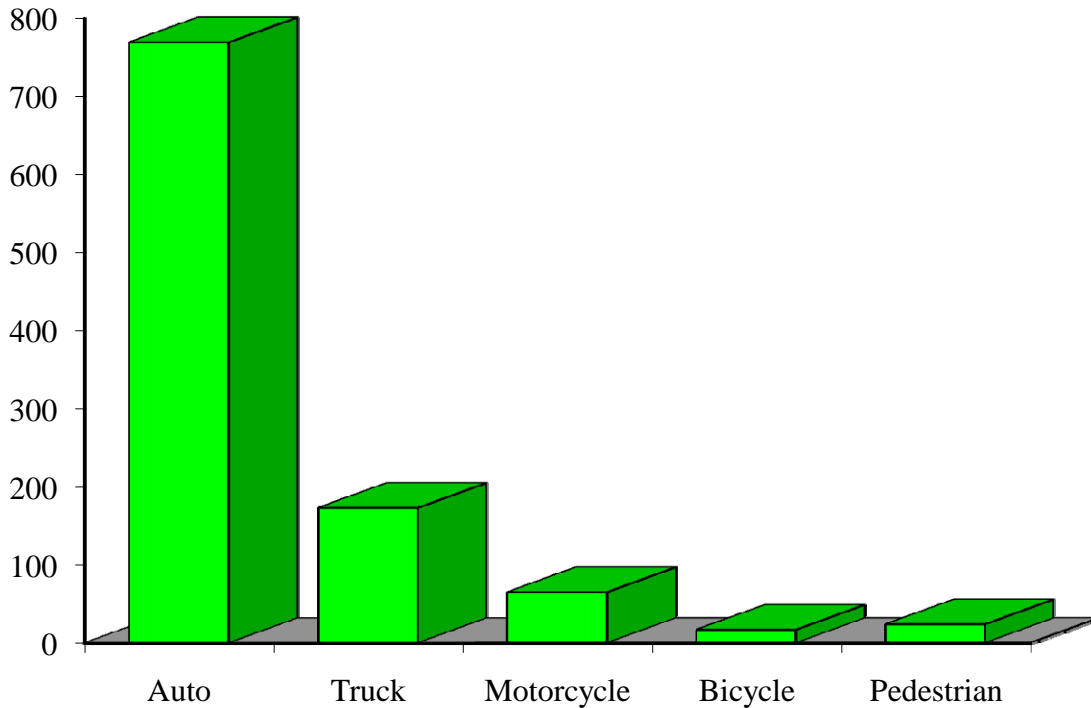
Hospitalizations by Vehicle Type Residents of Monroe County, 2003-2007



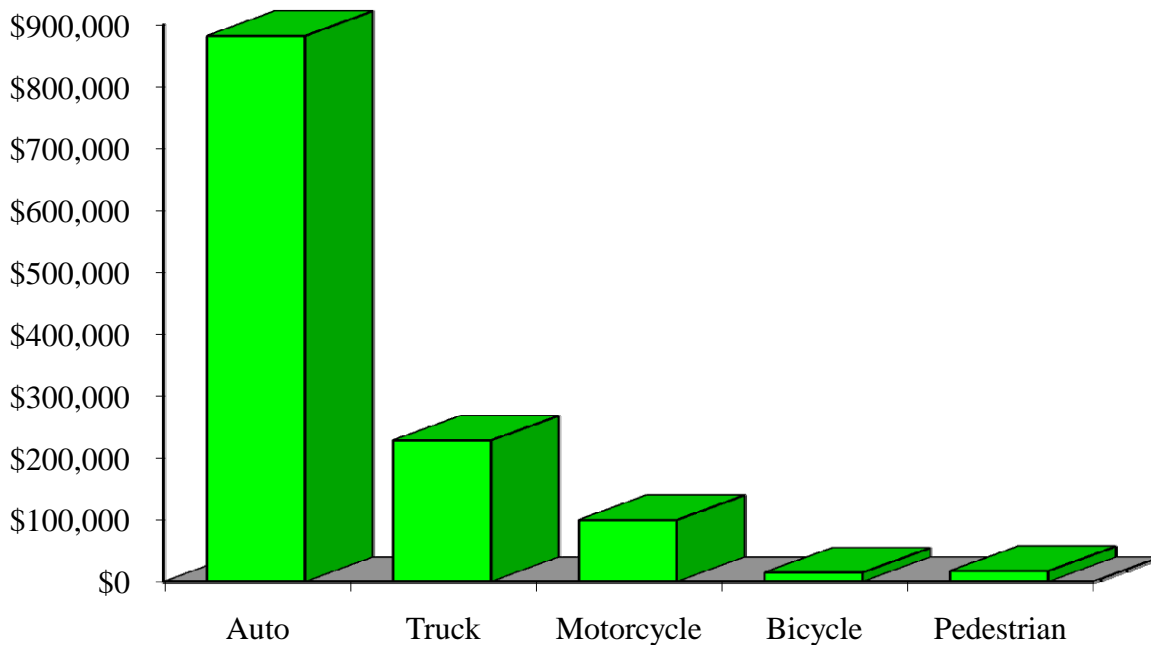
Hospital Charges by Vehicle Type Residents of Monroe County, 2003-2007



Emergency Room Visits by Vehicle Type Residents of Monroe County, 2003-2007



Emergency Room Charges by Vehicle Type Residents of Monroe County, 2003-2007



Residents of Monroe County and All Wisconsin 'Crash Occupants'

Crash Involvement Rates and Costs

2003-2007

	2003	2004	2005	2006	2007	Average
--	-------------	-------------	-------------	-------------	-------------	----------------

Annual Crash Involvement

<i>Monroe County</i>						
Crash Occupants	2,257	2,195	2,218	1,986	2,104	2,152
<i>Rate per 1,000 Residents</i>	51.8	50.4	50.9	45.6	48.3	49.4

State of Wisconsin

Crash Occupants	316,298	307,373	305,007	286,608	300,270	303,111
<i>Rate per 1,000 Residents</i>	57.0	55.4	55.0	51.6	54.1	54.6

Annual Crash-Related Hospitalizations

<i>Monroe County</i>						
Crash-Related Hospitalizations	39	35	31	33	45	37
<i>Rate per 100,000 Residents*</i>	89.5	80.4	71.2	75.8	103.3	84.0

State of Wisconsin

Crash-Related Hospitalizations	4,234	3,983	4,232	4,253	4,146	4,170
<i>Rate per 100,000 Residents*</i>	76.3	71.8	76.3	76.6	74.7	75.1

Annual Crash-Related Hospital Charges

<i>Monroe County</i>						
Total Crash Injury Hospital Charges	\$1,391,113	\$1,330,193	\$2,241,534	\$805,074	\$2,724,136	\$1,698,410
<i>Annual Charge per 1,000 Residents</i>	\$31,936	\$30,538	\$51,459	\$18,482	\$62,539	\$38,991

State of Wisconsin

Total Crash Injury Hospital Charges	\$126,881,405	\$133,270,653	\$151,898,242	\$162,208,759	\$181,072,379	\$151,066,288
<i>Annual Charge per 1,000 Residents</i>	\$22,861	\$24,012	\$27,368	\$29,226	\$32,625	\$27,219

Annual Crash-Related Emergency Room Visits

<i>Monroe County</i>						
Crash-Related Emergency Room Visits	204	191	220	186	247	211
<i>Rate per 100,000 Residents*</i>	468.3	438.5	505.1	427.0	567.0	484.4

State of Wisconsin

Crash-Related Emergency Room Visits	31,664	31,866	33,269	31,268	30,615	\$31,755
<i>Rate per 100,000 Residents*</i>	570.5	574.1	599.4	563.4	551.6	572.1

Annual Crash-Related Emergency Room Charges

<i>Monroe County</i>						
Total Crash Injury Emergency Room Charges	\$158,725	\$142,551	\$282,009	\$245,507	\$413,732	\$270,950
<i>Annual ER Charge per 1,000 Residents</i>	\$3,644	\$3,273	\$6,474	\$5,636	\$9,498	\$6,220

State of Wisconsin

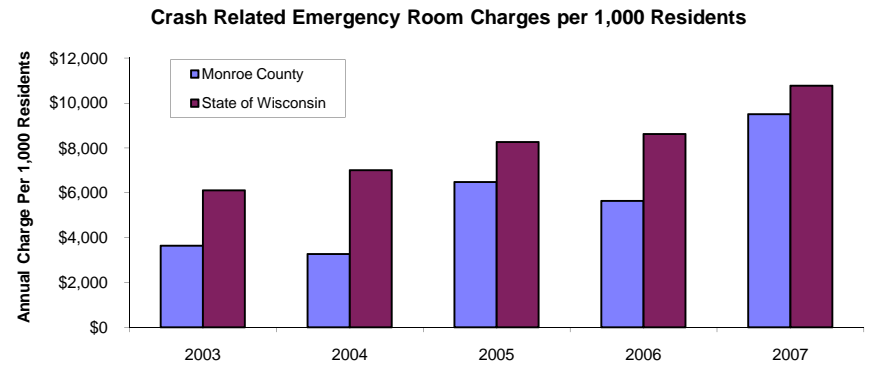
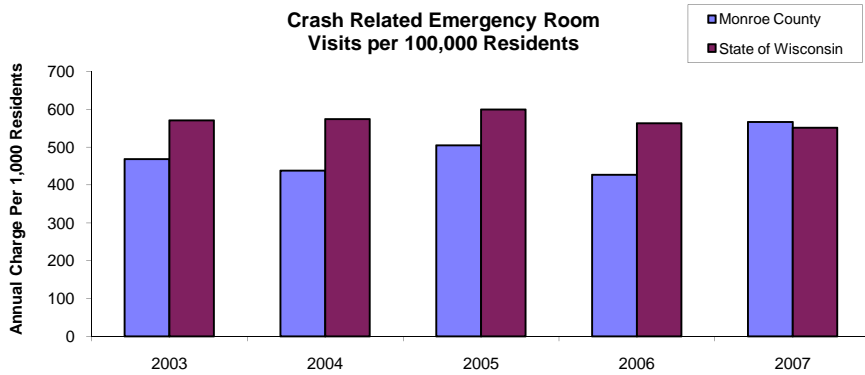
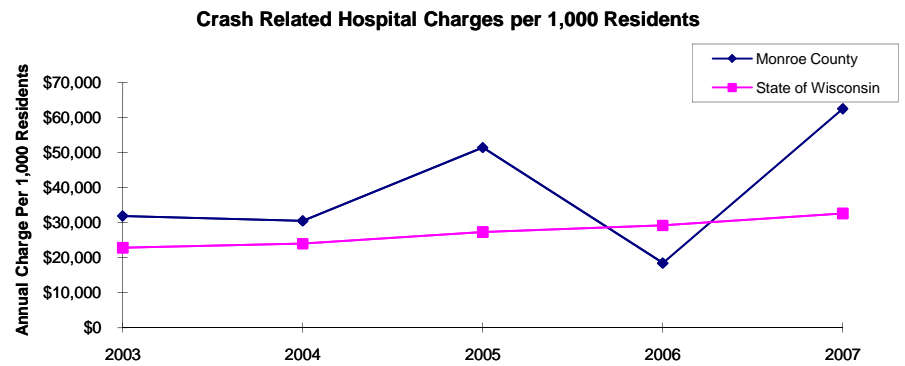
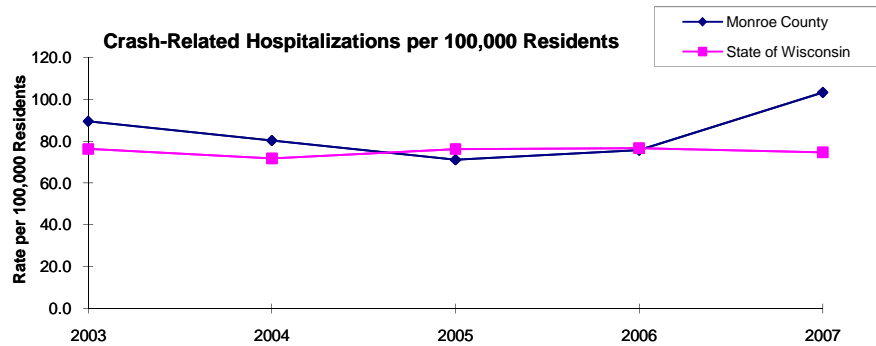
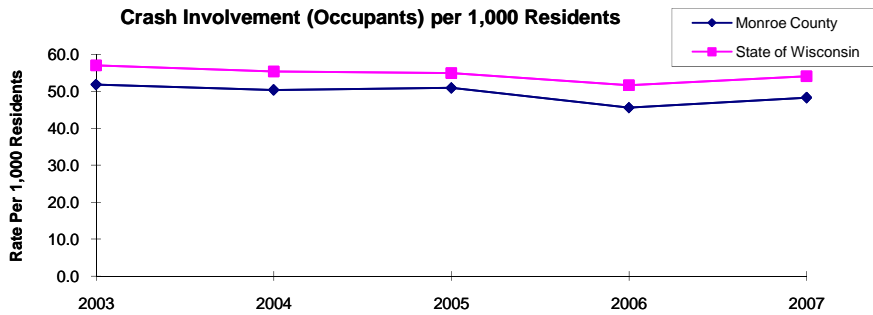
Crash Injury Emergency Room Charges	\$33,900,299	\$38,900,194	\$45,882,386	\$47,860,521	\$59,808,628	\$48,112,932
<i>Annual ER Charge per 1,000 Residents</i>	6,108	\$7,009	\$8,267	\$8,623	\$10,776	\$8,669

Average Annual Population (computed 2003-2007 population estimates)

<i>Monroe County</i>	43,559	* Reported as a rate per 100,000 residents to better highlight
<i>State of Wisconsin</i>	5,550,118	variations: 1.12 per 1,000 = 112 per 100,000.

Population data estimates are available at the Demographic Services Center, Wisconsin Department of Administration

Residents of Monroe County



Zipcodes included in County of Resident Reports

Residents of Monroe County

54619	54620
54638	54648
54649	54656
54660	54662
54666	54670
54671	