
Residents of Oconto County

Motor Vehicle Crash Occupants, Hospitalizations, Emergency Room Visits and Fatalities 2003-2007

	Auto	Truck	Motorcycle	Bicycle	Pedestrian	Total
Crash Occupants	4,990	1,895	112	13	37	7,047
Hospitalized Cases	108	43	34			195
Hospital Charges	\$3,487,427	\$974,675	\$1,348,778	\$113,886	\$382,679	\$6,307,445
Emergency Room Visits	743	216	57	9	23	837
Emergency Room Charges	\$1,065,520	\$383,249	\$101,893	\$18,086	\$31,529	\$1,185,651
Deaths	28	10	4	0	5	47

Indicates a value < 6

**Residents of Oconto County
Hospitalization Charges by Vehicle Type
2003-2007**

	Auto	Truck	Motorcycle	Bicycle	Pedestrian
Hospital Charges	\$3,487,427	\$974,675	\$1,348,778	\$113,886	\$382,679
Total Crash Occupants	4,990	1,895	112	13	37
Hospital Charge/Occupant	\$698.88	\$514.34	\$12,042.66	\$8,760.46	\$10,342.68

**Hospitalization Rates by Vehicle Type
2003-2007**

	Auto	Truck	Motorcycle	Bicycle	Pedestrian
Hospital Cases	108	43	34		6
Total Crash Occupants	4,990	1,895	112	13	37
Hospitalization Rate/Crash Occupant	2.2%	2.3%	30.4%	30.8%	16.2%

**Emergency Room Charges by Vehicle Type
2003-2007**

	Auto	Truck	Motorcycle	Bicycle	Pedestrian
ER Charges	\$1,065,520	\$383,249	\$101,893	\$18,086	\$31,529
Crash Occupants	4,990	1,895	112	13	37
Emergency Room Charges/Crash Occupant	\$214	\$202	\$910	\$1,391	\$852

**Emergency Room Visits by Vehicle Type
2003-2007**

	Auto	Truck	Motorcycle	Bicycle	Pedestrian
Emergency Room Visits	743	216	57	9	23
Total Crash Occupants	4,990	1,895	112	13	37
Emergency Room Rate/Crash Occupant	14.9%	11.4%	50.9%	69.2%	62.2%

Indicates a value < 4

**Residents of Oconto County
Occupants of Motor Vehicle Crashes
2003-2007**

	Auto	Truck	Motorcycle	Bicycle	Pedestrian	Total
2003	1,113	412	27		7	1,563
2004	1,084	417	16		10	1,528
2005	948	375	27		7	1,360
2006	902	362	23		7	1,297
2007	943	329	19			1,299
Five-Year Total	4,990	1,895	112	13	37	7,047

Indicates a value < 6

**Residents of Oconto County
Motor Vehicle Crash Hospitalizations, Hospital Charges and Emergency Room Visits and Charges
2003-2007**

	Auto	Truck	Motorcycle	Bicycle	Pedestrian	Total
2003						
Number of Cases	25	9				43
Total Charges	\$387,974	\$292,190	\$135,221	\$25,235	\$41,191	\$881,811
2004						
Number of Cases	12	13		0		30
Total Charges	\$359,050	\$274,776	\$202,443	\$0	\$252,993	\$1,089,262
2005						
Number of Cases	17	8			0	32
Total Charges	\$588,410	\$89,974	\$185,384	\$7,040	\$0	\$870,808
2006						
Number of Cases	27		11			47
Total Charges	\$1,433,130	\$58,861	\$305,623	\$7,039	\$17,106	\$1,821,759
2007						
Number of Cases	27	7	7			43
Total Charges	\$718,863	\$258,874	\$520,107	\$74,572	\$71,389	\$1,643,805
Five-YearTotal						
Number of Cases	108	43	34			195
Total Charges	\$3,487,427	\$974,675	\$1,348,778	\$113,886	\$382,679	\$6,307,445

**Motor Vehicle Crash Emergency Room Visits and Charges
2003-2007**

	Auto	Truck	Motorcycle	Bicycle	Pedestrian	Total
2003						
Number of Cases	163	28	16			215
Total Charges	\$178,549	\$40,059	\$27,309	\$9,883	\$10,565	\$266,365
2004						
Number of Cases	141	46	11			205
Total Charges	\$133,280	\$64,415	\$10,441	\$3,320	\$2,530	\$213,986
2005						
Number of Cases	130	60	19			216
Total Charges	\$144,105	\$83,374	\$28,698	\$897	\$3,460	\$260,534
2006						
Number of Cases	148	43				201
Total Charges	\$307,383	\$106,554	\$12,476	\$3,382	\$14,971	\$444,766
2007						
Number of Cases	161	39	7			211
Total Charges	\$302,203	\$88,847	\$22,969	\$604		\$414,626
Five -Year Total						
Number of Cases	743	216	57	9	23	837
Total Charges	\$1,065,520	\$383,249	\$101,893	\$18,086	\$31,529	\$1,185,651

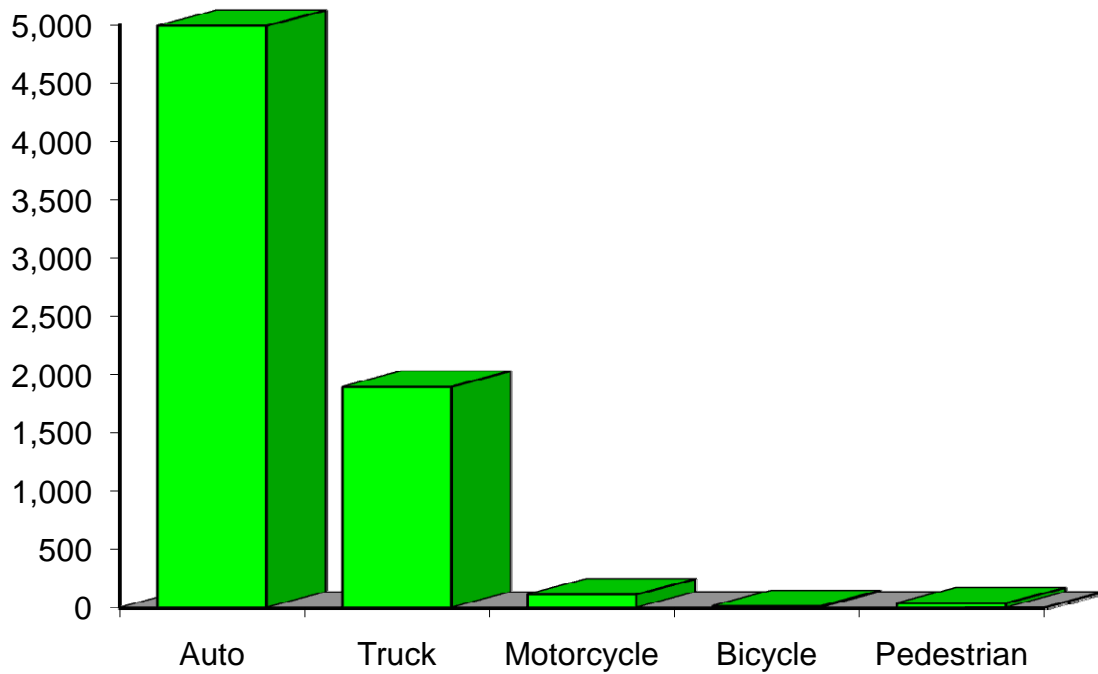
Indicates a value < 6

**Residents of Oconto County
Motor Vehicle Crash Deaths
2003-2007**

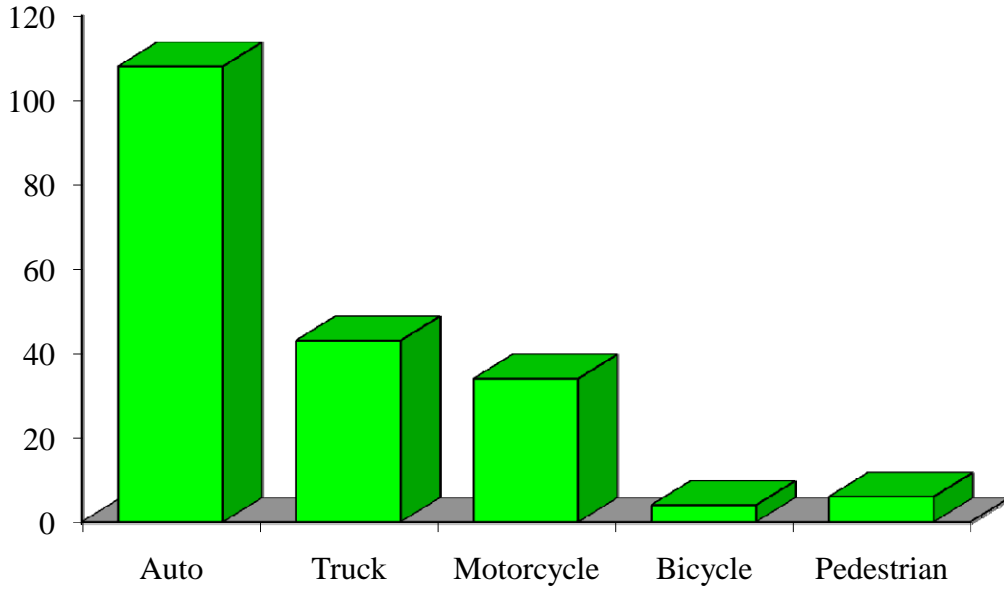
	Auto	Truck	Motorcycle	Bicycle	Pedestrian	Total
2003	9			0		16
2004				0	0	9
2005	8	0	0	0		9
2006			0	0		
2007		0		0		8
Five-Year Total	28	10		0		47

Indicates a value < 6

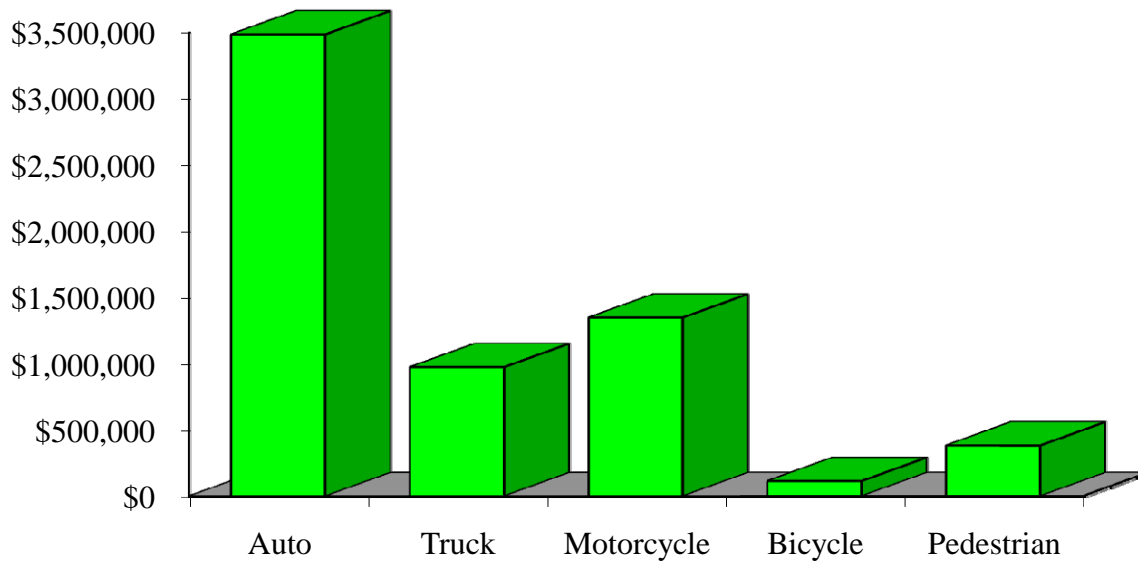
Crash Occupants by Vehicle Type Residents of Oconto County, 2003-2007



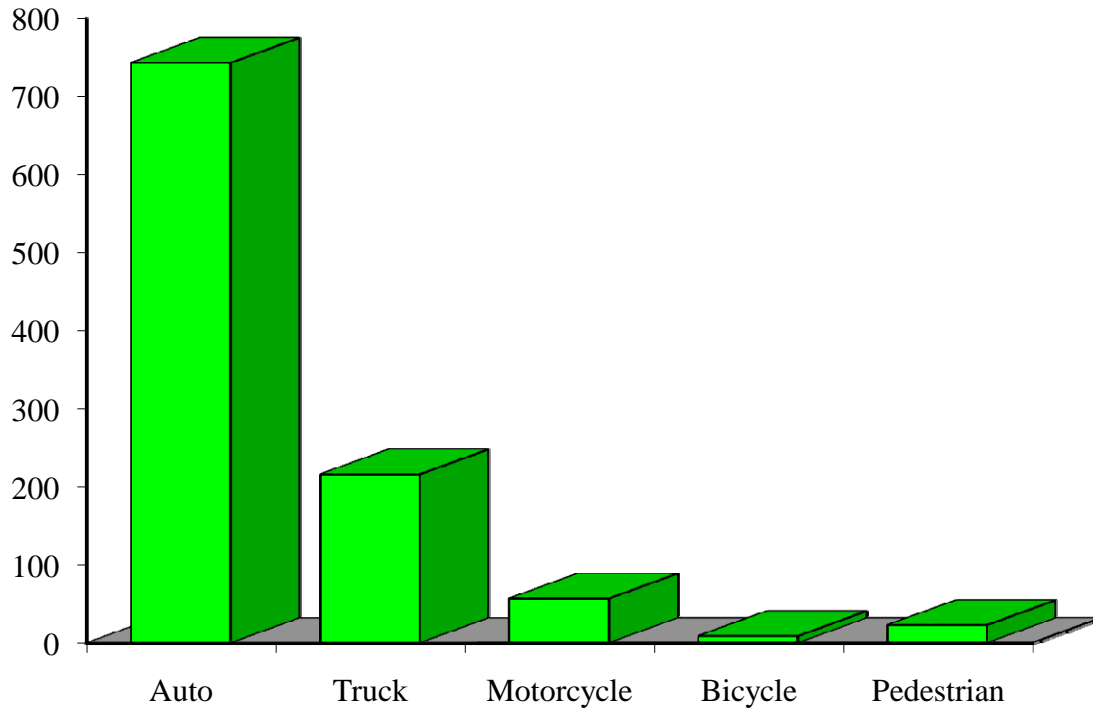
Hospitalizations by Vehicle Type Residents of Oconto County, 2003-2007



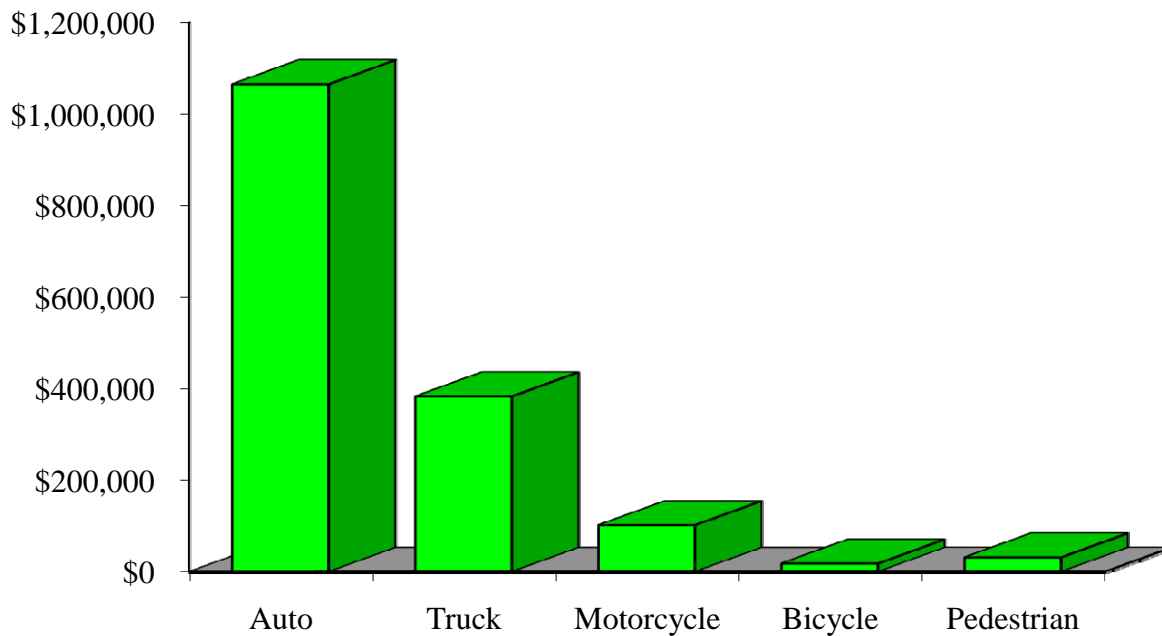
Hospital Charges by Vehicle Type Residents of Oconto County, 2003-2007



Emergency Room Visits by Vehicle Type Residents of Oconto County, 2003-2007



Emergency Room Charges by Vehicle Type Residents of Oconto County, 2003-2007



Residents of Oconto County and All Wisconsin 'Crash Occupants'

Crash Involvement Rates and Costs

2003-2007

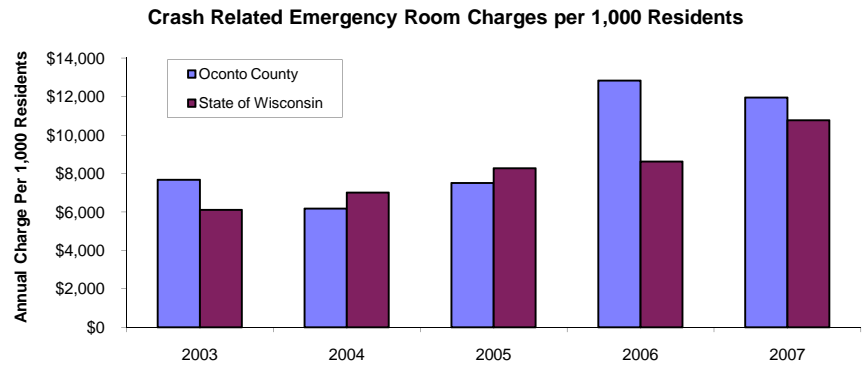
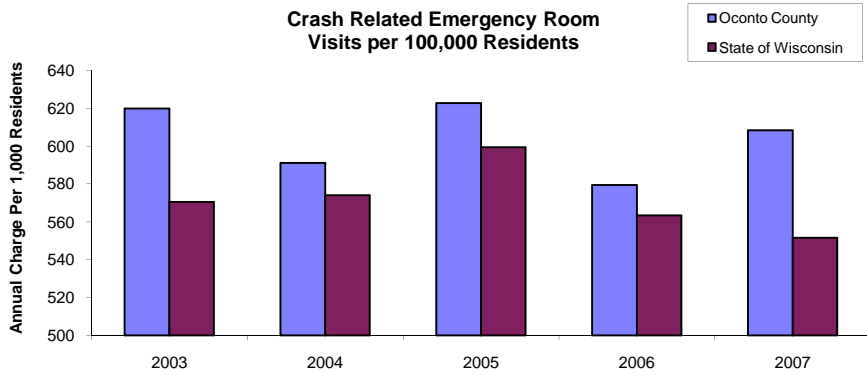
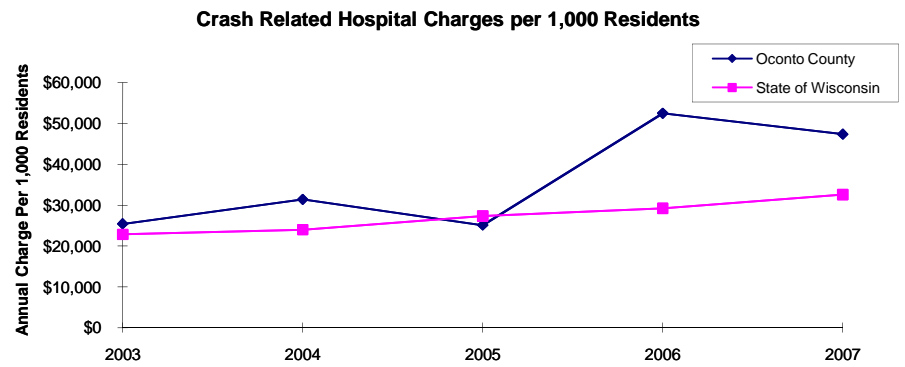
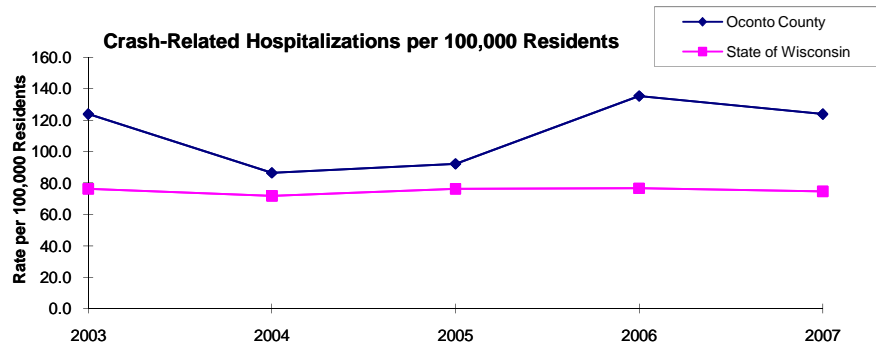
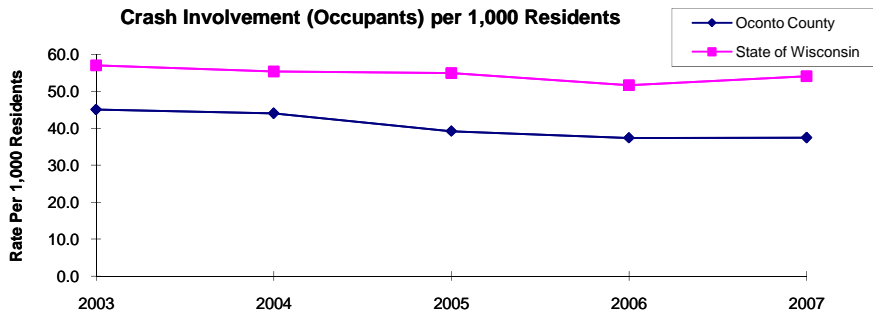
	2003	2004	2005	2006	2007	Average
Annual Crash Involvement						
<i>Oconto County</i>						
Crash Occupants	1,563	1,528	1,360	1,297	1,299	1,409
<i>Rate per 1,000 Residents</i>	45.1	44.1	39.2	37.4	37.5	40.6
<i>State of Wisconsin</i>						
Crash Occupants	316,298	307,373	305,007	286,608	300,270	303,111
<i>Rate per 1,000 Residents</i>	57.0	55.4	55.0	51.6	54.1	54.6
Annual Crash-Related Hospitalizations						
<i>Oconto County</i>						
Crash-Related Hospitalizations	43	30	32	47	43	39
<i>Rate per 100,000 Residents*</i>	124.0	86.5	92.3	135.5	124.0	112.5
<i>State of Wisconsin</i>						
Crash-Related Hospitalizations	4,234	3,983	4,232	4,253	4,146	4,170
<i>Rate per 100,000 Residents*</i>	76.3	71.8	76.3	76.6	74.7	75.1
Annual Crash-Related Hospital Charges						
<i>Oconto County</i>						
Total Crash Injury Hospital Charges	\$881,811	\$1,089,262	\$870,808	\$1,821,759	\$1,643,805	\$1,261,489
<i>Annual Charge per 1,000 Residents</i>	\$25,426	\$31,407	\$25,109	\$52,528	\$47,397	\$36,373
<i>State of Wisconsin</i>						
Total Crash Injury Hospital Charges	\$126,881,405	\$133,270,653	\$151,898,242	\$162,208,759	\$181,072,379	\$151,066,288
<i>Annual Charge per 1,000 Residents</i>	\$22,861	\$24,012	\$27,368	\$29,226	\$32,625	\$27,219
Annual Crash-Related Emergency Room Visits						
<i>Oconto County</i>						
Crash-Related Emergency Room Visits	215	205	216	201	211	208
<i>Rate per 100,000 Residents*</i>	619.9	591.1	622.8	579.6	608.4	600.5
<i>State of Wisconsin</i>						
Crash-Related Emergency Room Visits	31,664	31,866	33,269	31,268	30,615	\$31,755
<i>Rate per 100,000 Residents*</i>	570.5	574.1	599.4	563.4	551.6	572.1
Annual Crash-Related Emergency Room Charges						
<i>Oconto County</i>						
Total Crash Injury Emergency Room Charges	\$266,365	\$213,986	\$260,534	\$444,766	\$414,626	\$333,478
<i>Annual ER Charge per 1,000 Residents</i>	\$7,680	\$6,170	\$7,512	\$12,824	\$11,955	\$9,615
<i>State of Wisconsin</i>						
Crash Injury Emergency Room Charges	\$33,900,299	\$38,900,194	\$45,882,386	\$47,860,521	\$59,808,628	\$48,112,932
<i>Annual ER Charge per 1,000 Residents</i>	6,108	\$7,009	\$8,267	\$8,623	\$10,776	\$8,669

Average Annual Population (computed 2003-2007 population estimates)

<i>Oconto County</i>	34,682	* Reported as a rate per 100,000 residents to better highlight
<i>State of Wisconsin</i>	5,550,118	variations: 1.12 per 1,000 = 112 per 100,000.

Population data estimates are available at the Demographic Services Center, Wisconsin Department of Administration

Residents of Oconto County



Zipcodes included in County of Resident Reports

Residents of Oconto County

54101	54124
54138	54139
54141	54149
54153	54154
54164	54171
54174	54175
54176	