
Residents of Polk County

**Motor Vehicle Crash Occupants, Hospitalizations, Emergency Room Visits and Fatalities
2003-2007**

	Auto	Truck	Motorcycle	Bicycle	Pedestrian	Total
Crash Occupants	4,931	1,884	87	15	15	6,932
Hospitalized Cases	49	16		0		71
Hospital Charges	\$475,193	\$99,729	\$18,543	\$0	\$16,231	\$609,696
Emergency Room Visits	735	249	43	7	8	833
Emergency Room Charges	\$810,805	\$306,696	\$90,392	\$11,521	\$3,613	\$911,518
Deaths	29	17	2	0	0	48

Indicates a value < 6

**Residents of Polk County
Hospitalization Charges by Vehicle Type
2003-2007**

	Auto	Truck	Motorcycle	Bicycle	Pedestrian
Hospital Charges	\$475,193	\$99,729	\$18,543	\$0	\$16,231
Total Crash Occupants	4,931	1,884	87	15	15
Hospital Charge/Occupant	\$96.37	\$52.93	\$213.14	\$0.00	\$1,082.07

**Hospitalization Rates by Vehicle Type
2003-2007**

	Auto	Truck	Motorcycle	Bicycle	Pedestrian
Hospital Cases	49	16		0	
Total Crash Occupants	4,931	1,884	87	15	15
Hospitalization Rate/Crash Occupant	1.0%	0.8%	3.4%	0.0%	20.0%

**Emergency Room Charges by Vehicle Type
2003-2007**

	Auto	Truck	Motorcycle	Bicycle	Pedestrian
ER Charges	\$810,805	\$306,696	\$90,392	\$11,521	\$3,613
Crash Occupants	4,931	1,884	87	15	15
Emergency Room Charges/Crash Occupant	\$164	\$163	\$1,039	\$768	\$241

**Emergency Room Visits by Vehicle Type
2003-2007**

	Auto	Truck	Motorcycle	Bicycle	Pedestrian
Emergency Room Visits	735	249	43	7	8
Total Crash Occupants	4,931	1,884	87	15	15
Emergency Room Rate/Crash Occupant	14.9%	13.2%	49.4%	46.7%	53.3%

Indicates a value < 4

**Residents of Polk County
Occupants of Motor Vehicle Crashes
2003-2007**

	Auto	Truck	Motorcycle	Bicycle	Pedestrian	Total
2003	1,031	367	24			1,430
2004	1,055	409	12			1,483
2005	1,026	367	17			1,416
2006	844	357	19			1,227
2007	975	384	15			1,376
Five-Year Total	4,931	1,884	87	15	15	6,932

Indicates a value < 6

Residents of Polk County
Motor Vehicle Crash Hospitalizations, Hospital Charges and Emergency Room Visits and Charges
2003-2007

	Auto	Truck	Motorcycle	Bicycle	Pedestrian	Total
2003						
Number of Cases				0		9
Total Charges	\$30,654	\$5,162	\$4,205	\$0	\$8,981	\$49,002
2004						
Number of Cases	11		0	0		16
Total Charges	\$108,902	\$24,628	\$0	\$0	\$6,243	\$139,773
2005						
Number of Cases	15			0	0	20
Total Charges	\$127,967	\$8,730	\$14,338	\$0	\$0	\$151,035
2006						
Number of Cases	9		0	0		13
Total Charges	\$54,105	\$27,530	\$0	\$0	\$1,007	\$82,642
2007						
Number of Cases	8		0	0	0	13
Total Charges	\$153,565	\$33,679	\$0	\$0	\$0	\$187,244
Five-YearTotal						
Number of Cases	49	16		0		71
Total Charges	\$475,193	\$99,729	\$18,543	\$0	\$16,231	\$609,696

Motor Vehicle Crash Emergency Room Visits and Charges
2003-2007

	Auto	Truck	Motorcycle	Bicycle	Pedestrian	Total
2003						
Number of Cases	165	42	13			224
Total Charges	\$131,492	\$41,239	\$19,832	\$130	\$1,012	\$193,705
2004						
Number of Cases	140	54				204
Total Charges	\$138,686	\$64,100	\$10,632	\$4,440	\$154	\$218,012
2005						
Number of Cases	140	47	8	0		196
Total Charges	\$156,878	\$66,498	\$29,127	\$0	\$1,075	\$253,578
2006						
Number of Cases	143	56				209
Total Charges	\$174,716	\$57,850	\$8,883	\$3,403	\$1,371	\$246,223
2007						
Number of Cases	147	50	10			209
Total Charges	\$209,033	\$77,009	\$21,918	\$3,548		\$311,509
Five -Year Total						
Number of Cases	735	249	43	7	8	833
Total Charges	\$810,805	\$306,696	\$90,392	\$11,521	\$3,613	\$911,518

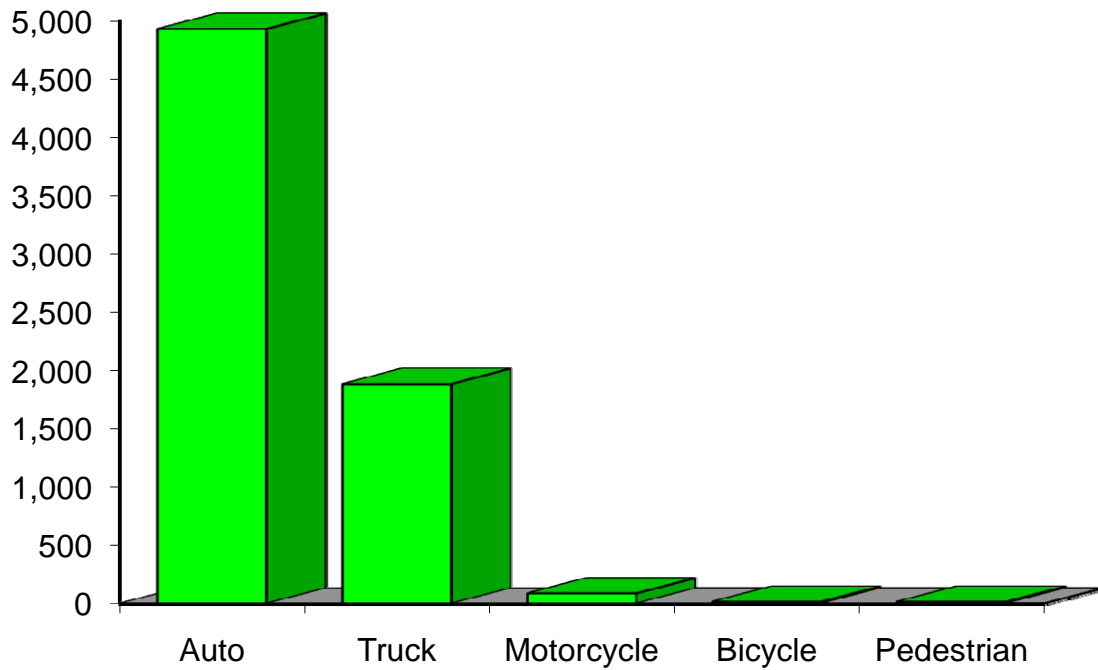
Indicates a value < 6

**Residents of Polk County
Motor Vehicle Crash Deaths
2003-2007**

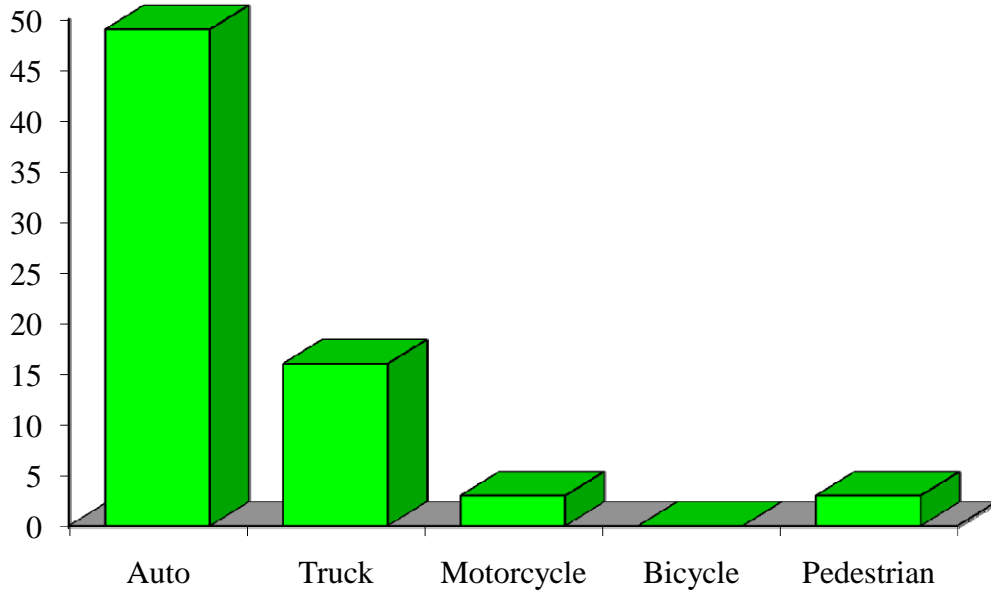
	Auto	Truck	Motorcycle	Bicycle	Pedestrian	Total
2003	7			0	0	11
2004			0	0	0	7
2005				0	0	8
2006	8		0	0	0	12
2007			0	0	0	10
Five-Year Total	29	17		0	0	48

Indicates a value < 6

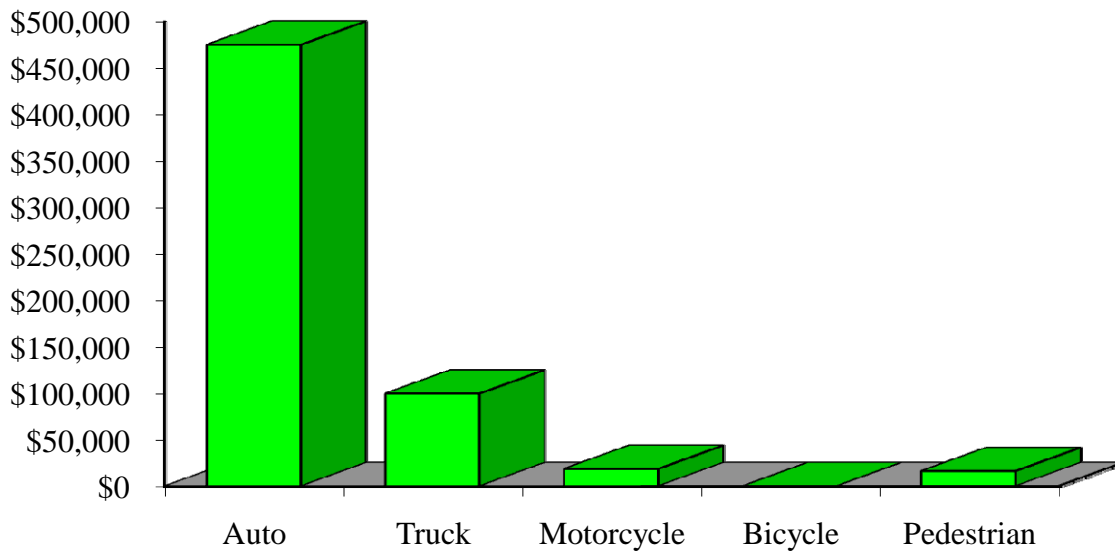
Crash Occupants by Vehicle Type Residents of Polk County, 2003-2007



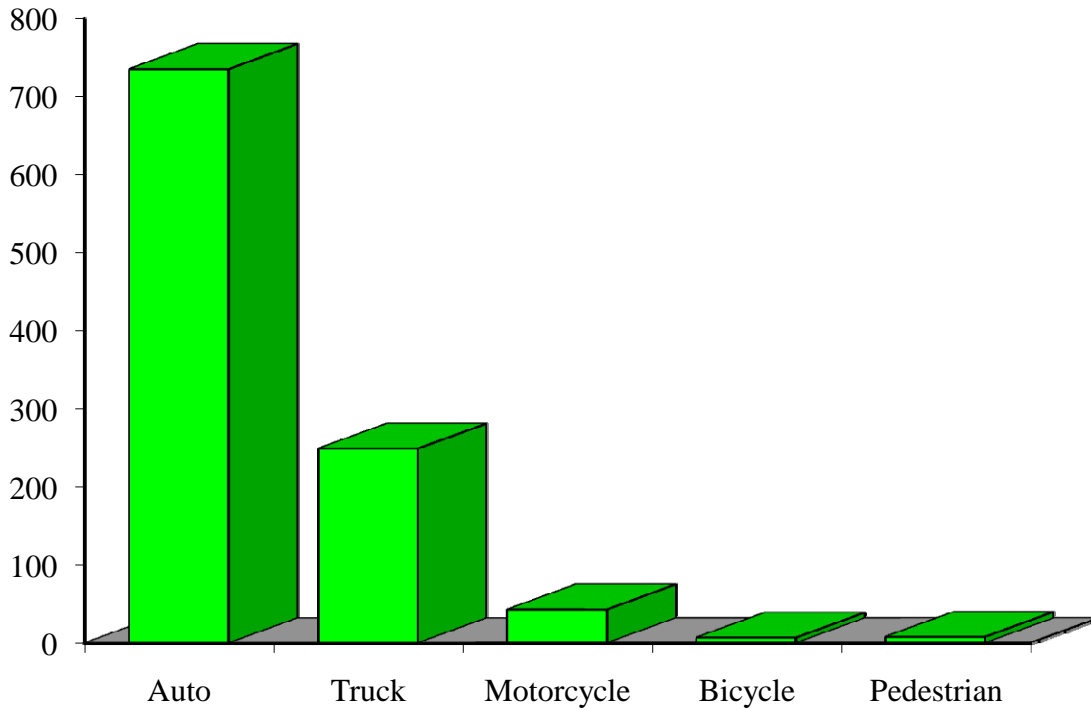
Hospitalizations by Vehicle Type Residents of Polk County, 2003-2007



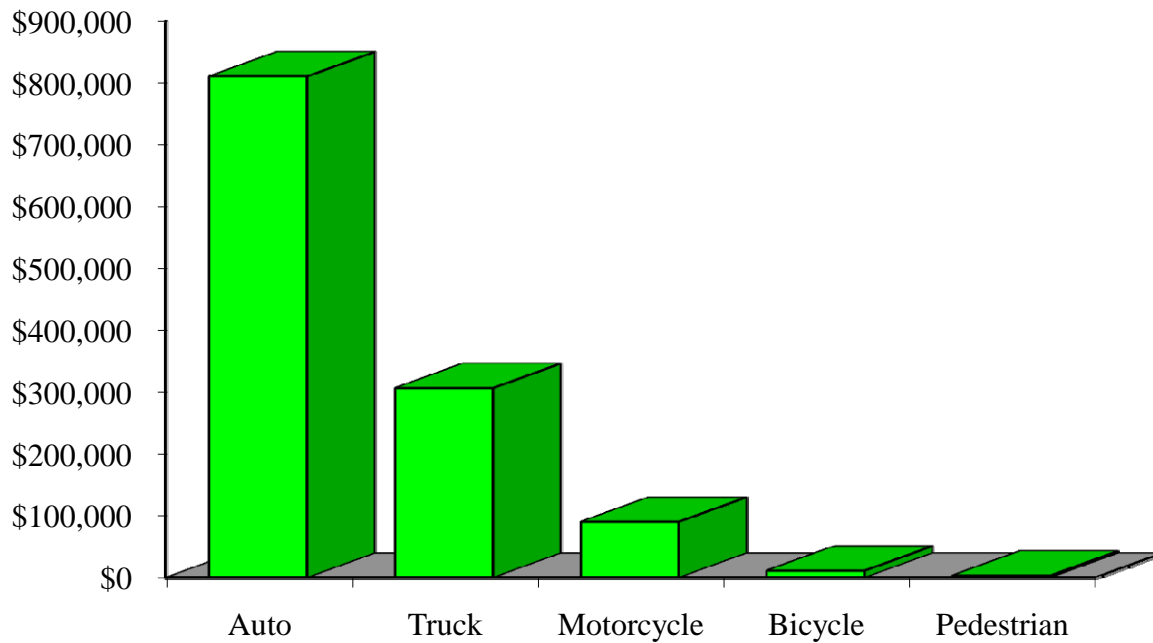
Hospital Charges by Vehicle Type Residents of Polk County, 2003-2007



Emergency Room Visits by Vehicle Type Residents of Polk County, 2003-2007



Emergency Room Charges by Vehicle Type Residents of Polk County, 2003-2007



Residents of Polk County and All Wisconsin 'Crash Occupants'

Crash Involvement Rates and Costs

2003-2007

	2003	2004	2005	2006	2007	Average
--	------	------	------	------	------	---------

Annual Crash Involvement

<i>Polk County</i>						
Crash Occupants	1,430	1,483	1,416	1,227	1,376	1,386
<i>Rate per 1,000 Residents</i>	31.6	32.8	31.3	27.1	30.4	30.6

<i>State of Wisconsin</i>						
Crash Occupants	316,298	307,373	305,007	286,608	300,270	303,111
<i>Rate per 1,000 Residents</i>	57.0	55.4	55.0	51.6	54.1	54.6

Annual Crash-Related Hospitalizations

<i>Polk County</i>						
Crash-Related Hospitalizations	9	16	20	13	13	14
<i>Rate per 100,000 Residents*</i>	19.9	35.4	44.2	28.7	28.7	31.4

<i>State of Wisconsin</i>						
Crash-Related Hospitalizations	4,234	3,983	4,232	4,253	4,146	4,170
<i>Rate per 100,000 Residents*</i>	76.3	71.8	76.3	76.6	74.7	75.1

Annual Crash-Related Hospital Charges

<i>Polk County</i>						
Total Crash Injury Hospital Charges	\$49,002	\$139,773	\$151,035	\$82,642	\$187,244	\$121,939
<i>Annual Charge per 1,000 Residents</i>	\$1,083	\$3,089	\$3,337	\$1,826	\$4,138	\$2,695

<i>State of Wisconsin</i>						
Total Crash Injury Hospital Charges	\$126,881,405	\$133,270,653	\$151,898,242	\$162,208,759	\$181,072,379	\$151,066,288
<i>Annual Charge per 1,000 Residents</i>	\$22,861	\$24,012	\$27,368	\$29,226	\$32,625	\$27,219

Annual Crash-Related Emergency Room Visits

<i>Polk County</i>						
Crash-Related Emergency Room Visits	224	204	196	209	209	205
<i>Rate per 100,000 Residents*</i>	495.0	450.8	433.1	461.8	461.8	451.9

<i>State of Wisconsin</i>						
Crash-Related Emergency Room Visits	31,664	31,866	33,269	31,268	30,615	\$31,755
<i>Rate per 100,000 Residents*</i>	570.5	574.1	599.4	563.4	551.6	572.1

Annual Crash-Related Emergency Room Charges

<i>Polk County</i>						
Total Crash Injury Emergency Room Charges	\$193,705	\$218,012	\$253,578	\$246,223	\$311,509	\$257,331
<i>Annual ER Charge per 1,000 Residents</i>	\$4,280	\$4,818	\$5,603	\$5,441	\$6,884	\$5,686

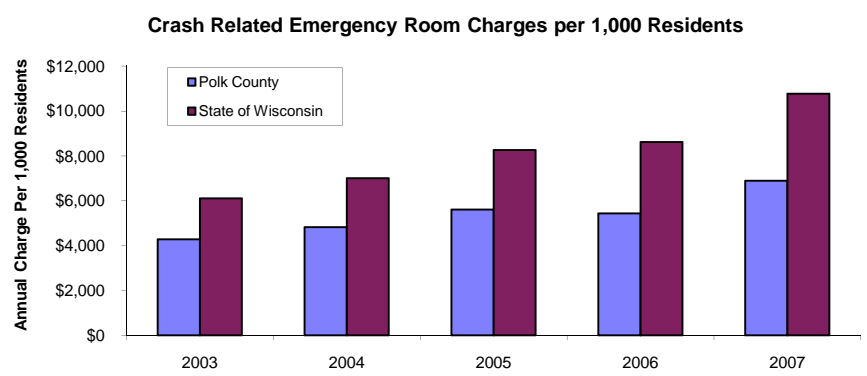
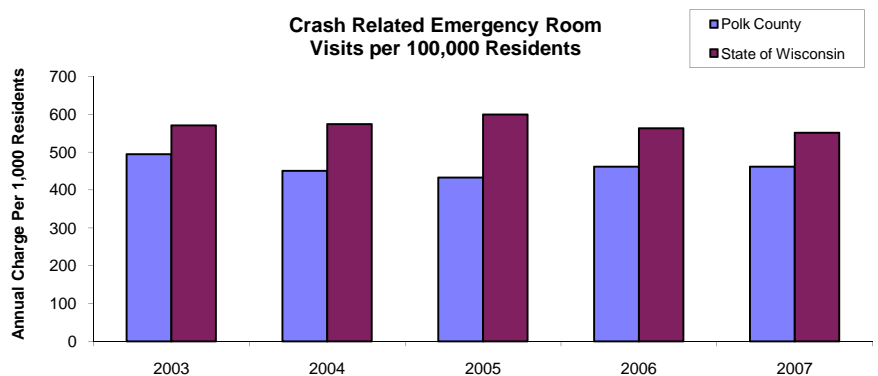
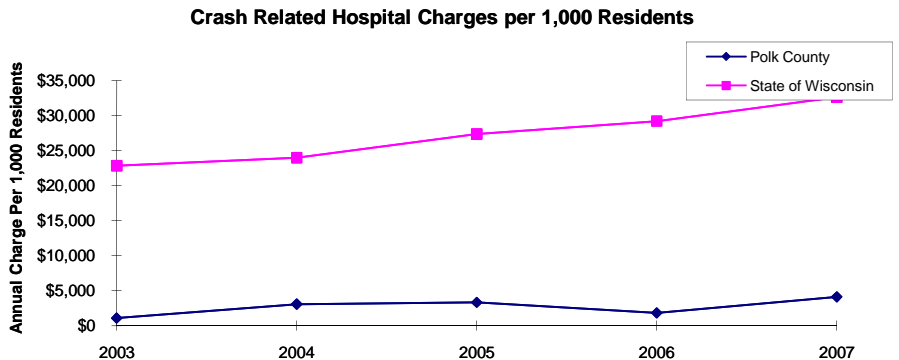
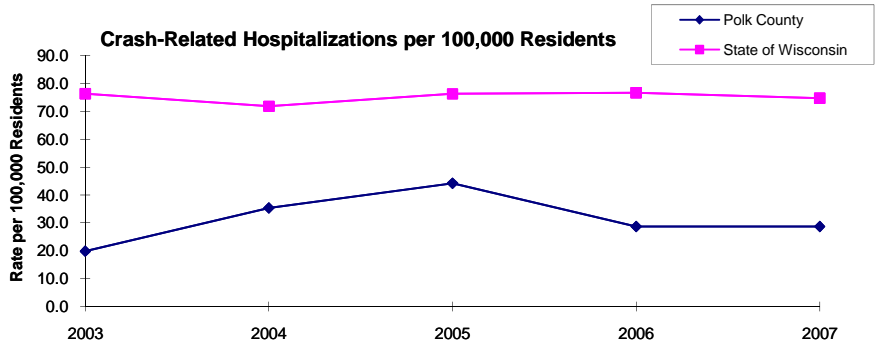
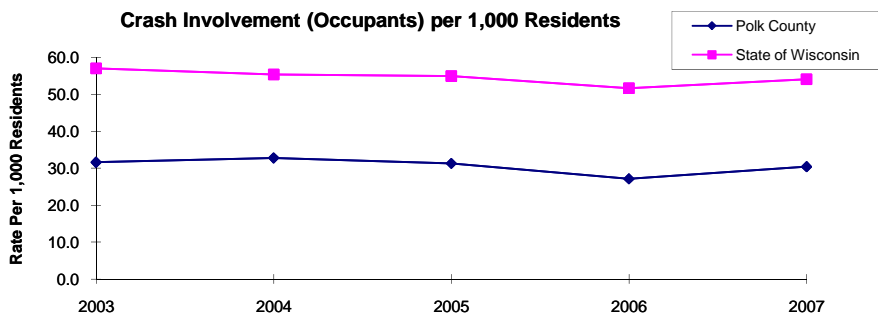
<i>State of Wisconsin</i>						
Crash Injury Emergency Room Charges	\$33,900,299	\$38,900,194	\$45,882,386	\$47,860,521	\$59,808,628	\$48,112,932
<i>Annual ER Charge per 1,000 Residents</i>	6,108	\$7,009	\$8,267	\$8,623	\$10,776	\$8,669

Average Annual Population (computed 2003-2007 population estimates)

<i>Polk County</i>	45,254	* Reported as a rate per 100,000 residents to better highlight
<i>State of Wisconsin</i>	5,550,118	variations: 1.12 per 1,000 = 112 per 100,000.

Population data estimates are available at the Demographic Services Center, Wisconsin Department of Administration

Residents of Polk County



Zipcodes included in County of Resident Reports

Residents of Polk County

54001	54004
54005	54006
54009	54020
54024	54026
54810	54824
54837	54851
54852	54853
54858	