
Residents of Rusk County

Motor Vehicle Crash Occupants, Hospitalizations, Emergency Room Visits and Fatalities 2003-2007

	Auto	Truck	Motorcycle	Bicycle	Pedestrian	Total
Crash Occupants	2,028	758	34	10	14	2,844
Hospitalized Cases	38	11	7	0		58
Hospital Charges	\$1,123,787	\$290,566	\$322,321	\$0	\$51,098	\$1,787,772
Emergency Room Visits	260	81	15	8	8	317
Emergency Room Charges	\$241,621	\$95,306	\$18,719	\$2,982	\$12,650	\$301,352
Deaths	7	4	0	0	2	13

Indicates a value < 6

**Residents of Rusk County
Hospitalization Charges by Vehicle Type
2003-2007**

	Auto	Truck	Motorcycle	Bicycle	Pedestrian
Hospital Charges	\$1,123,787	\$290,566	\$322,321	\$0	\$51,098
Total Crash Occupants	2,028	758	34	10	14
Hospital Charge/Occupant	\$554.14	\$383.33	\$9,480.03	\$0.00	\$3,649.86

**Hospitalization Rates by Vehicle Type
2003-2007**

	Auto	Truck	Motorcycle	Bicycle	Pedestrian
Hospital Cases	38	11	7	0	
Total Crash Occupants	2,028	758	34	10	14
Hospitalization Rate/Crash Occupant	1.9%	1.5%	20.6%	0.0%	14.3%

**Emergency Room Charges by Vehicle Type
2003-2007**

	Auto	Truck	Motorcycle	Bicycle	Pedestrian
ER Charges	\$241,621	\$95,306	\$18,719	\$2,982	\$12,650
Crash Occupants	2,028	758	34	10	14
Emergency Room Charges/Crash Occupant	\$119	\$126	\$551	\$298	\$904

**Emergency Room Visits by Vehicle Type
2003-2007**

	Auto	Truck	Motorcycle	Bicycle	Pedestrian
Emergency Room Visits	260	81	15	8	8
Total Crash Occupants	2,028	758	34	10	14
Emergency Room Rate/Crash Occupant	12.8%	10.7%	44.1%	80.0%	57.1%

Indicates a value < 4

**Residents of Rusk County
Occupants of Motor Vehicle Crashes
2003-2007**

	Auto	Truck	Motorcycle	Bicycle	Pedestrian	Total
2003	449	178	7			641
2004	440	173	8	0		624
2005	408	150				566
2006	398	130		0		538
2007	333	127	8			475
Five-Year Total	2,028	758	34	10	14	2,844

Indicates a value < 6

**Residents of Rusk County
Motor Vehicle Crash Hospitalizations, Hospital Charges and Emergency Room Visits and Charges
2003-2007**

	Auto	Truck	Motorcycle	Bicycle	Pedestrian	Total
2003						
Number of Cases		0		0		10
Total Charges	\$61,263	\$0	\$68,455	\$0	\$32,618	\$162,336
2004						
Number of Cases			0	0		10
Total Charges	\$78,731	\$71,342	\$0	0	\$18,480	\$168,553
2005						
Number of Cases	11		0	0	0	16
Total Charges	\$559,398	\$163,254	\$0	\$0	\$0	\$722,652
2006						
Number of Cases	11	0		0	0	14
Total Charges	\$288,841	\$0	\$245,916	0	\$0	\$534,757
2007						
Number of Cases				0	0	8
Total Charges	\$135,554	\$55,970	\$7,950	\$0	\$0	\$199,474
Five-YearTotal						
Number of Cases	38	11	7	0		58
Total Charges	\$1,123,787	\$290,566	\$322,321	\$0	\$51,098	\$1,787,772

**Motor Vehicle Crash Emergency Room Visits and Charges
2003-2007**

	Auto	Truck	Motorcycle	Bicycle	Pedestrian	Total
2003						
Number of Cases	61	17				86
Total Charges	\$50,497	\$15,765	\$1,663	\$999	\$2,343	\$71,267
2004						
Number of Cases	70	17		0		94
Total Charges	\$49,391	\$24,776	\$2,594	0	\$5,088	\$81,849
2005						
Number of Cases	50	16				70
Total Charges	\$53,620	\$19,359	\$2,487	\$696	\$936	\$77,098
2006						
Number of Cases	49	13		0		67
Total Charges	\$53,794	\$9,029	\$4,032	0	\$4,283	\$71,138
2007						
Number of Cases	30	18			0	55
Total Charges	\$34,319	\$26,377	\$7,943	\$1,287	\$0	\$69,926
Five -Year Total						
Number of Cases	260	81	15	8	8	317
Total Charges	\$241,621	\$95,306	\$18,719	\$2,982	\$12,650	\$301,352

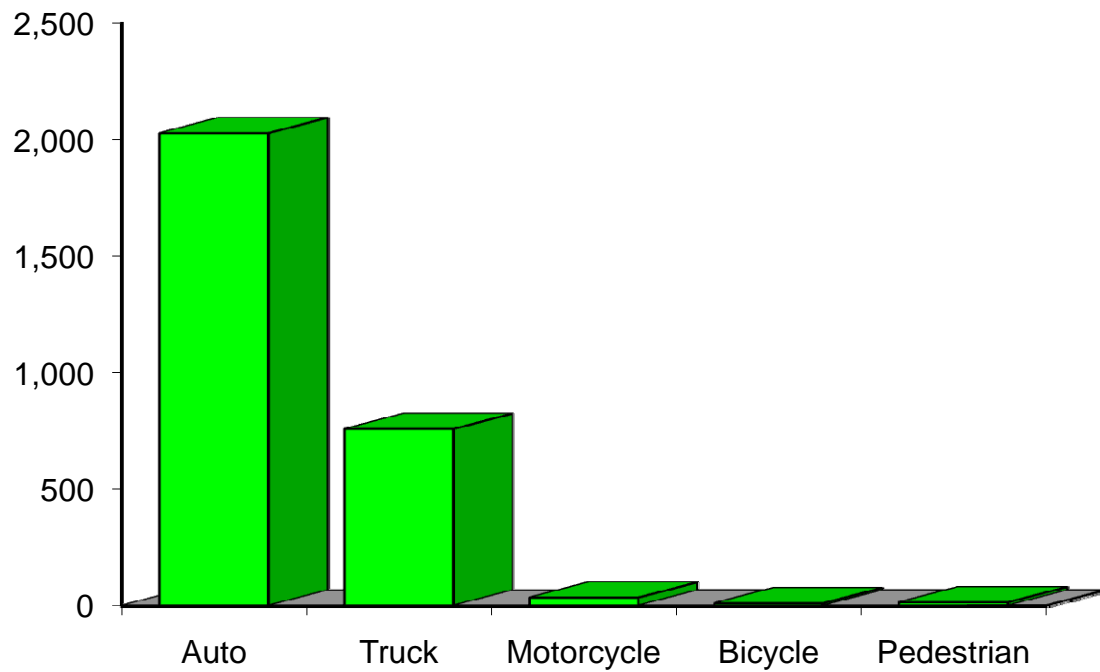
Indicates a value < 6

**Residents of Rusk County
Motor Vehicle Crash Deaths
2003-2007**

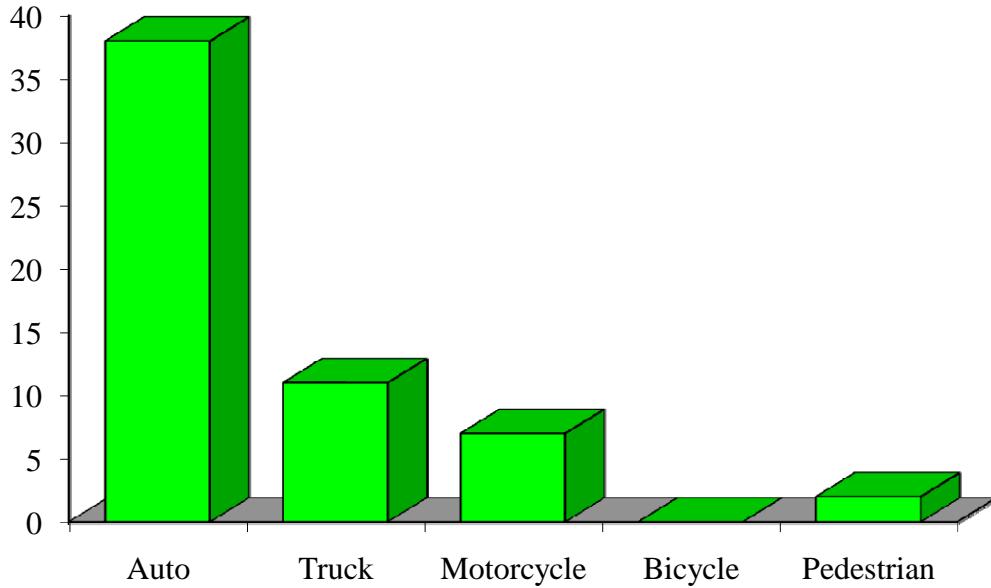
	Auto	Truck	Motorcycle	Bicycle	Pedestrian	Total
2003		0	0	0	0	
2004			0	0		
2005	0		0	0	0	
2006			0	0	0	
2007	0	0	0	0		
Five-Year Total	7		0	0		13

Indicates a value < 6

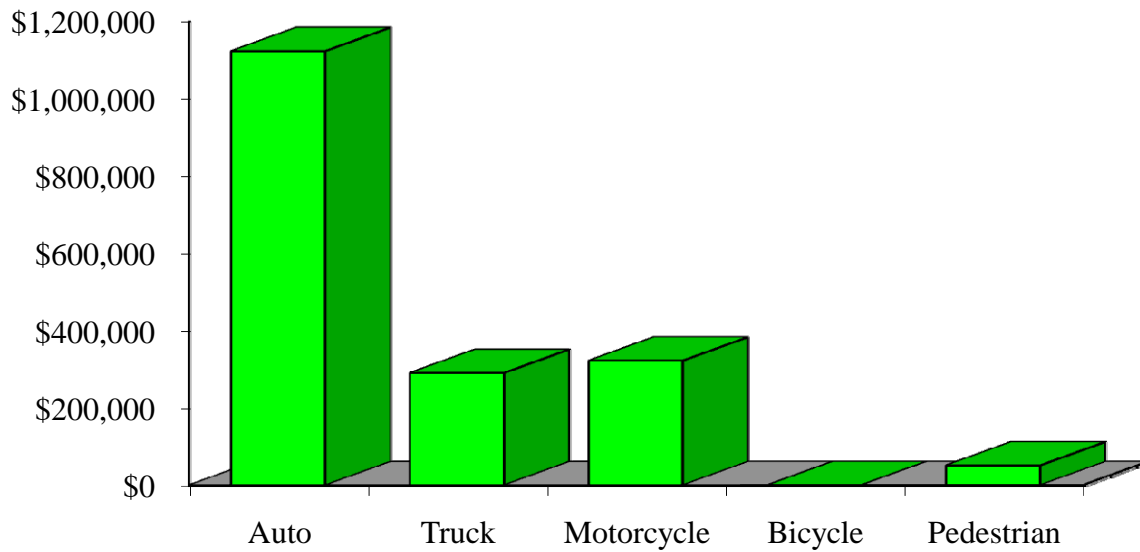
Crash Occupants by Vehicle Type Residents of Rusk County, 2003-2007



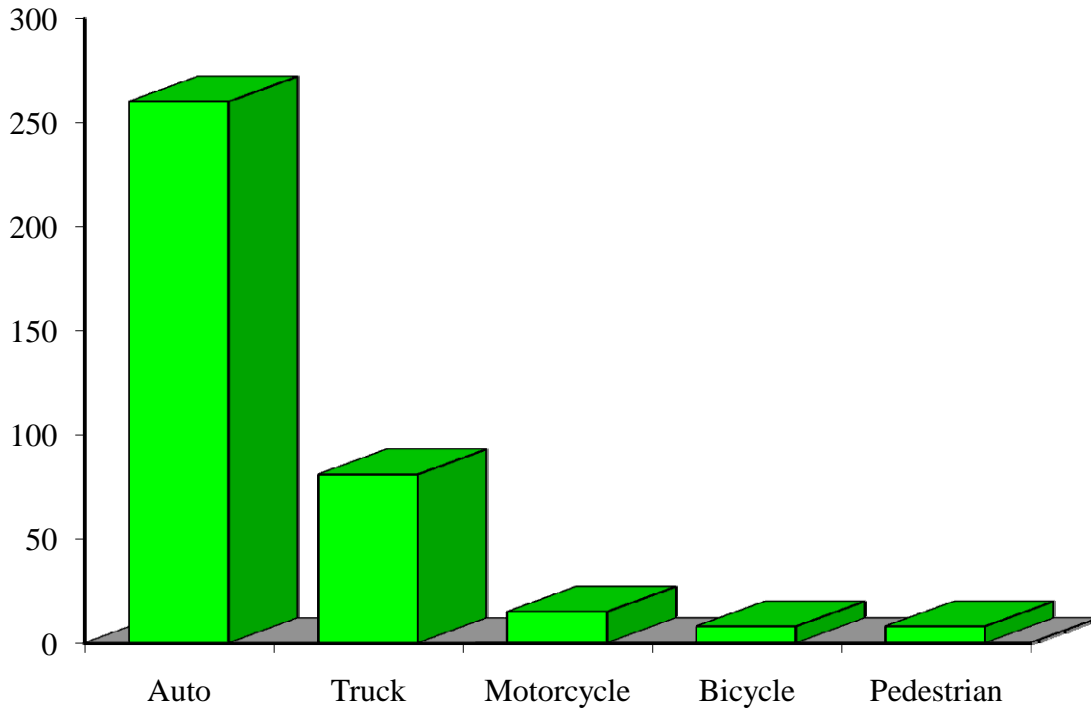
Hospitalizations by Vehicle Type Residents of Rusk County, 2003-2007



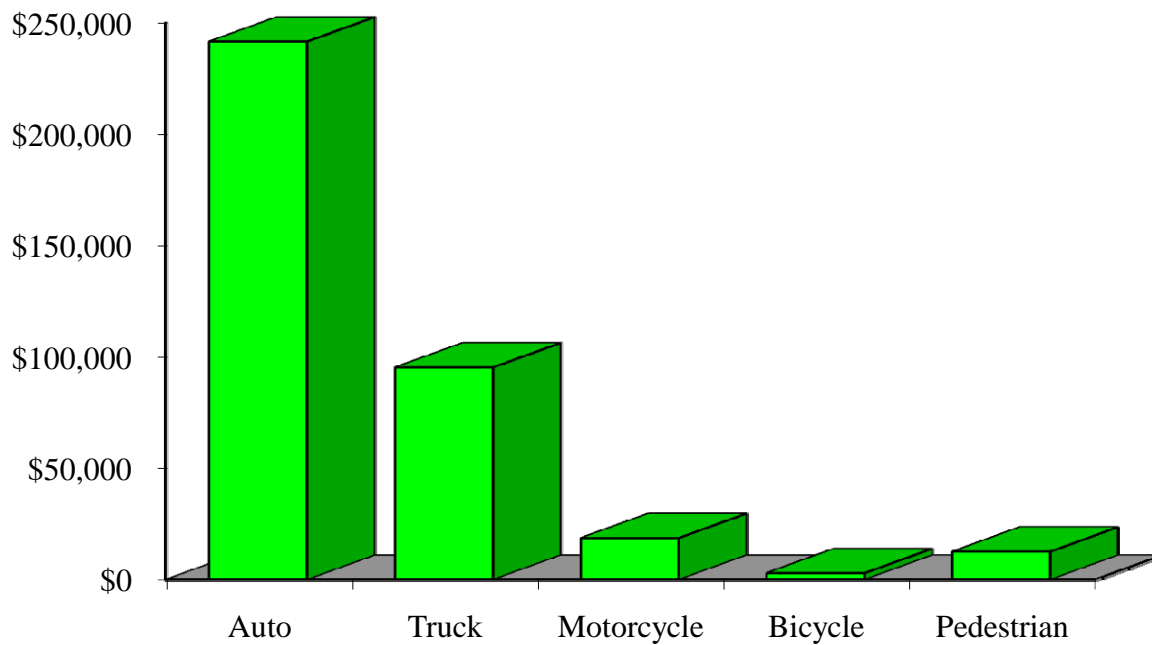
Hospital Charges by Vehicle Type Residents of Rusk County, 2003-2007



Emergency Room Visits by Vehicle Type Residents of Rusk County, 2003-2007



Emergency Room Charges by Vehicle Type Residents of Rusk County, 2003-2007



Residents of Rusk County and All Wisconsin 'Crash Occupants'

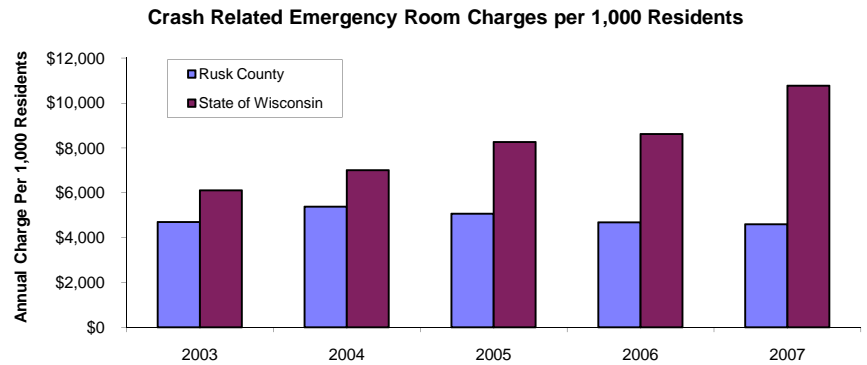
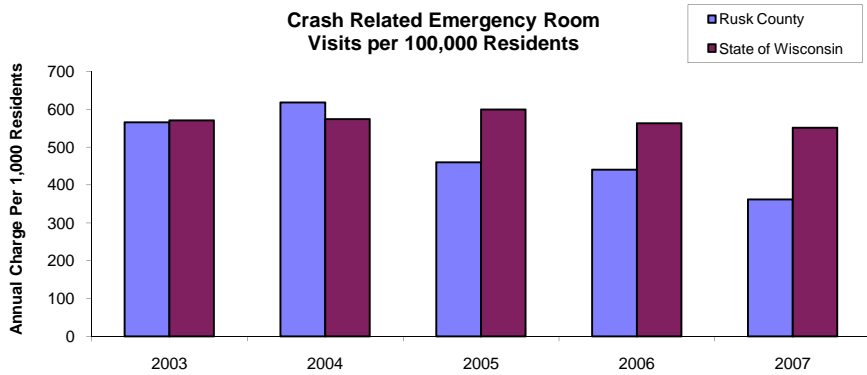
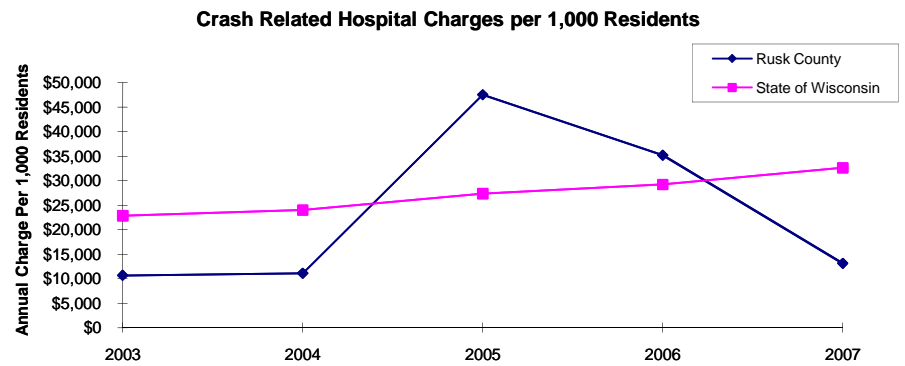
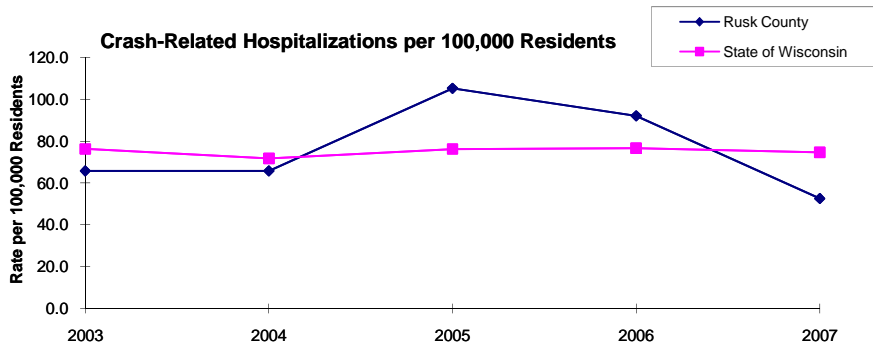
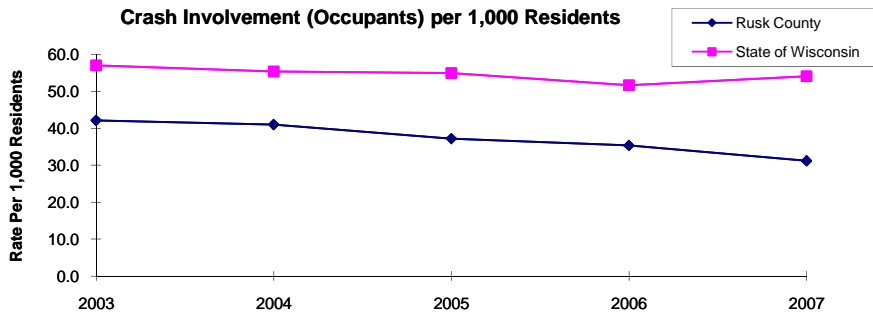
Crash Involvement Rates and Costs

2003-2007

	2003	2004	2005	2006	2007	Average
Annual Crash Involvement						
<i>Rusk County</i>						
Crash Occupants	641	624	566	538	475	569
<i>Rate per 1,000 Residents</i>	42.2	41.0	37.2	35.4	31.2	37.4
<i>State of Wisconsin</i>						
Crash Occupants	316,298	307,373	305,007	286,608	300,270	303,111
<i>Rate per 1,000 Residents</i>	57.0	55.4	55.0	51.6	54.1	54.6
Annual Crash-Related Hospitalizations						
<i>Rusk County</i>						
Crash-Related Hospitalizations	10	10	16	14	8	12
<i>Rate per 100,000 Residents*</i>	65.8	65.8	105.2	92.1	52.6	76.3
<i>State of Wisconsin</i>						
Crash-Related Hospitalizations	4,234	3,983	4,232	4,253	4,146	4,170
<i>Rate per 100,000 Residents*</i>	76.3	71.8	76.3	76.6	74.7	75.1
Annual Crash-Related Hospital Charges						
<i>Rusk County</i>						
Total Crash Injury Hospital Charges	\$162,336	\$168,553	\$722,652	\$534,757	\$199,474	\$357,554
<i>Annual Charge per 1,000 Residents</i>	\$10,675	\$11,084	\$47,520	\$35,165	\$13,117	\$23,512
<i>State of Wisconsin</i>						
Total Crash Injury Hospital Charges	\$126,881,405	\$133,270,653	\$151,898,242	\$162,208,759	\$181,072,379	\$151,066,288
<i>Annual Charge per 1,000 Residents</i>	\$22,861	\$24,012	\$27,368	\$29,226	\$32,625	\$27,219
Annual Crash-Related Emergency Room Visits						
<i>Rusk County</i>						
Crash-Related Emergency Room Visits	86	94	70	67	55	72
<i>Rate per 100,000 Residents*</i>	565.5	618.1	460.3	440.6	361.7	470.2
<i>State of Wisconsin</i>						
Crash-Related Emergency Room Visits	31,664	31,866	33,269	31,268	30,615	\$31,755
<i>Rate per 100,000 Residents*</i>	570.5	574.1	599.4	563.4	551.6	572.1
Annual Crash-Related Emergency Room Charges						
<i>Rusk County</i>						
Total Crash Injury Emergency Room Charges	\$71,267	\$81,849	\$77,098	\$71,138	\$69,926	\$75,003
<i>Annual ER Charge per 1,000 Residents</i>	\$4,686	\$5,382	\$5,070	\$4,678	\$4,598	\$4,932
<i>State of Wisconsin</i>						
Crash Injury Emergency Room Charges	\$33,900,299	\$38,900,194	\$45,882,386	\$47,860,521	\$59,808,628	\$48,112,932
<i>Annual ER Charge per 1,000 Residents</i>	6,108	\$7,009	\$8,267	\$8,623	\$10,776	\$8,669
Average Annual Population (computed 2003-2007 population estimates)						
<i>Rusk County</i>	15,207	* Reported as a rate per 100,000 residents to better highlight				
<i>State of Wisconsin</i>	5,550,118	variations: 1.12 per 1,000 = 112 per 100,000.				

Population data estimates are available at the Demographic Services Center, Wisconsin Department of Administration

Residents of Rusk County



Zipcodes included in County of Resident Reports

Residents of Rusk County

54526	54530
54563	54731
54766	54819
54848	54895