
State of Wisconsin

Motor Vehicle Crash Occupants, Estimated Costs, Injury Hospitalizations, Emergency Room Visits and Fatalities

2003-2007

	Auto	Truck	Motorcycle	Bicycle	Pedestrian	Total
Crash Occupants	1,210,226	272,580	16,752	6,331	9,667	1,515,556
Hospitalized Cases	12,834	2,633	3,312	487	1,582	20,848
Hospital Charges	\$437,210,251	\$96,812,877	\$140,333,969	\$14,756,763	\$66,217,578	\$755,331,438
Emergency Room Visits	125,294	17,947	7,003	3,210	5,228	158,682
Emergency Room Charges	\$171,251,973	\$27,358,978	\$14,942,073	\$4,209,246	\$8,589,758	\$226,352,028
Deaths	2,606	624	432	58	255	3,975

**State of Wisconsin
2003-2007**

Hospital Charges per Crash Occupant by Vehicle Type

	Auto	Truck	Motorcycle	Bicycle	Pedestrian
Hospital Charges	\$437,210,251	\$96,812,877	\$140,333,969	\$14,756,763	\$66,217,578
Total Crash Occupants	1,210,226	272,580	16,752	6,331	9,667
Hospital Charge /Occupant	\$361.26	\$355.17	\$8,377.15	\$2,330.87	\$6,849.86

Hospitalization Rates by Vehicle Type

	Auto	Truck	Motorcycle	Bicycle	Pedestrian
HospitalCases	12,834	2,633	3,312	487	1,582
Total Crash Occupants	1,210,226	272,580	16,752	6,331	9,667
Hospitalization Rate/ Crash Occupant	1.1%	1.0%	19.8%	7.7%	16.4%

Emergency Room Charges by Vehicle Type

	Auto	Truck	Motorcycle	Bicycle	Pedestrian
ER Charges	\$171,251,973	\$27,358,978	\$14,942,073	\$4,209,246	\$8,589,758
Crash Occupants	1,210,226	272,580	16,752	6,331	9,667
Emergency Room Charge /Occupant	\$141.50	\$100.37	\$891.96	\$664.86	\$888.57

Emergency Room Visits by Vehicle Type

	Auto	Truck	Motorcycle	Bicycle	Pedestrian
Emergency Room Visits	125,294	17,947	7,003	3,210	5,228
Total Crash Occupants	1,210,226	272,580	16,752	6,331	9,667
Emergency Room Rate/Crash Occupant	10.4%	6.6%	41.8%	50.7%	54.1%

**State of Wisconsin
Occupants of Motor Vehicle Crashes
2003-2007**

	Auto	Truck	Motorcycle	Bicycle	Pedestrian	Total
2003	250,003	59,698	3,264	1,328	2,005	316,298
2004	244,175	56,937	3,095	1,287	1,879	307,373
2005	243,153	55,190	3,484	1,257	1,923	305,007
2006	230,454	49,769	3,229	1,194	1,962	286,608
2007	242,441	50,986	3,680	1,265	1,898	300,270
Five-Year Total	1,210,226	272,580	16,752	6,331	9,667	1,515,556

State of Wisconsin
Motor Vehicle Crash Hospitalizations and Hospital Charges
2003-2007

	Auto	Truck	Motorcycle	Bicycle	Pedestrian	Total
2003						
Number of Cases	2,707	534	596	99	298	4,234
Total Charges	\$77,903,201	\$16,630,054	\$21,488,470	\$2,480,514	\$8,379,166	\$126,881,405
2004						
Number of Cases	2,408	570	601	97	307	3,983
Total Charges	\$74,737,808	\$19,105,591	\$23,516,224	\$3,385,451	\$12,525,579	\$133,270,653
2005						
Number of Cases	2,604	525	689	91	323	4,232
Total Charges	\$88,645,252	\$20,388,464	\$27,209,671	\$2,249,975	\$13,404,880	\$151,898,242
2006						
Number of Cases	2,636	508	656	104	349	4,253
Total Charges	\$94,855,903	\$18,364,829	\$29,594,243	\$3,398,126	\$15,995,658	\$162,208,759
2007						
Number of Cases	2,479	496	770	96	305	4,146
Total Charges	\$101,068,087	\$22,323,939	\$38,525,361	\$3,242,697	\$15,912,295	\$181,072,379
Five-Year Total						
Number of Cases	12,834	2,633	3,312	487	1,582	20,848
Total Charges	\$437,210,251	\$96,812,877	\$140,333,969	\$14,756,763	\$66,217,578	\$755,331,438

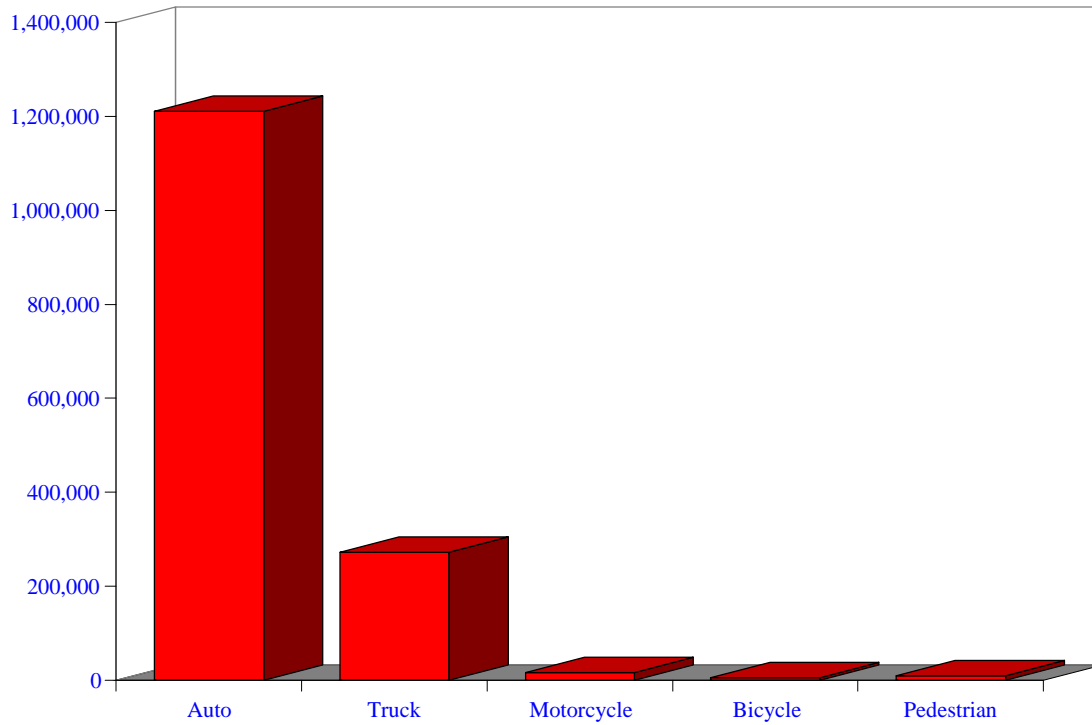
Motor Vehicle Crash Emergency Room Visits and Charges
2003-2007

	Auto	Truck	Motorcycle	Bicycle	Pedestrian	Total
2003						
Number of Cases	24,839	3,677	1,354	681	1,113	31,664
Total Charges	\$25,327,277	\$4,127,728	\$2,350,634	\$703,817	\$1,390,843	\$33,900,299
2004						
Number of Cases	25,315	3,655	1,265	644	987	31,866
Total Charges	\$29,591,136	\$4,929,027	\$2,333,357	\$702,732	\$1,343,942	\$38,900,194
2005						
Number of Cases	26,293	3,759	1,521	662	1,034	33,269
Total Charges	\$34,459,479	\$5,639,980	\$3,228,588	\$866,705	\$1,687,634	\$45,882,386
2006						
Number of Cases	24,799	3,484	1,325	587	1,073	31,268
Total Charges	\$36,303,957	\$5,936,624	\$2,879,982	\$881,074	\$1,858,884	\$47,860,521
2007						
Number of Cases	24,048	3,372	1,538	636	1,021	30,615
Total Charges	\$45,570,124	\$6,725,619	\$4,149,512	\$1,054,918	\$2,308,455	\$59,808,628
Five-Year Total						
Number of Cases	125,294	17,947	7,003	3,210	5,228	158,682
Total Charges	\$171,251,973	\$27,358,978	\$14,942,073	\$4,209,246	\$8,589,758	\$226,352,028

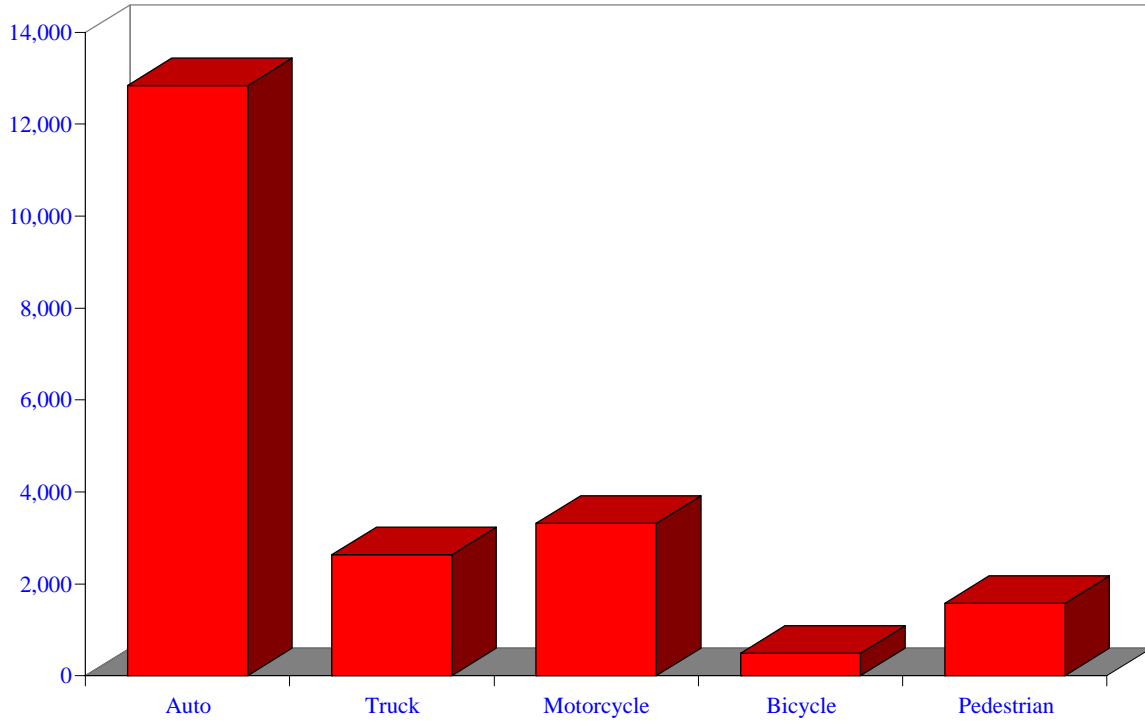
State of Wisconsin
Motor Vehicle Crash Deaths
2003-2007

	Auto	Truck	Motorcycle	Bicycle	Pedestrian	Total
2003	495	143	73	9	46	766
2004	528	115	83	9	52	787
2005	550	119	102	12	58	841
2006	507	126	81	14	56	784
2007	526	121	93	14	43	797
Five-Year Total	2,606	624	432	58	255	3,975

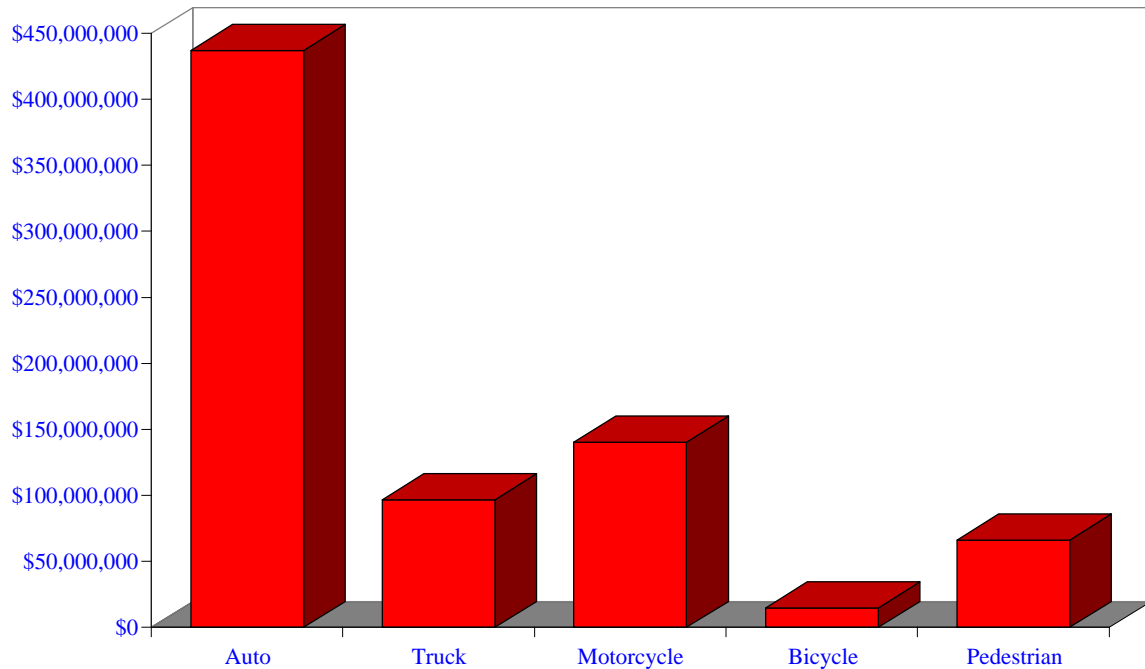
**Crash Occupants by Vehicle Type,
State of Wisconsin,
2003-2007**



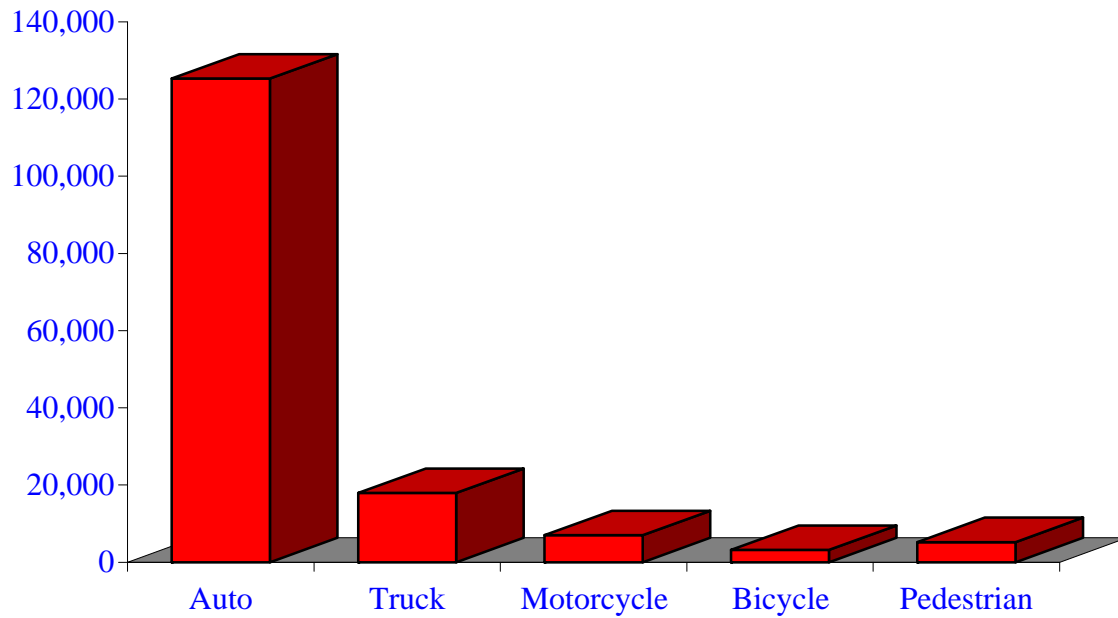
**Hospitalizations by Vehicle Type,
State of Wisconsin,
2003-2007**



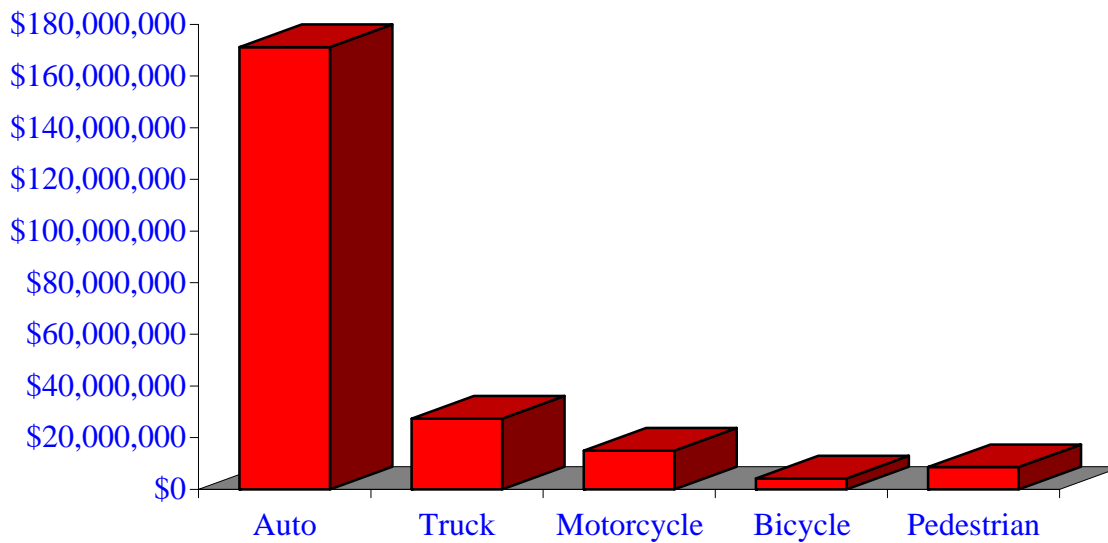
**Hospital Charges by Vehicle Type
State of Wisconsin
2003-2007**



Emergency Room Visits By Vehicle Type State of Wisconsin 2003-2007



Emergency Room Charges by Vehicle Type State of Wisconsin 2003-2007



**State of Wisconsin All Crash Occupants
Crash Involvement Rates, Crash Hospitalization Rates, and Charges per 1,000 Residents
2003-2007**

	2003	2004	2005	2006	2007	Average
Annual Crash Involvement						
State of Wisconsin						
Crash Occupants	316,298	307,373	305,007	286,608	300,270	303,111
<i>Rate per 1,000 Residents</i>	57.0	55.4	55.0	51.6	54.1	54.6

Annual Crash-Related Hospitalizations

State of Wisconsin						
Crash-Related Hospitalizations	4,234	3,983	4,232	4,253	4,146	4,170
<i>Rate per 100,000 Residents*</i>	76.3	71.8	76.3	76.6	74.7	75.1

Annual Crash-Related Hospital Charges

State of Wisconsin						
Total Crash Injury Hospital Charges	\$126,881,405	\$133,270,653	\$151,898,242	\$162,208,759	\$181,072,379	\$151,066,288
<i>Annual Charge per 1,000 Residents</i>	\$22,861	\$24,012	\$27,368	\$29,226	\$32,625	\$27,219

Annual Crash-Related Emergency Room Visits

State of Wisconsin						
Crash-Related Emergency Room Visits	31,664	31,866	33,269	31,268	30,615	31,755
<i>Rate per 100,000 Residents*</i>	570.5	574.1	599.4	563.4	551.6	572.1

Annual Crash-Related Emergency Room Charges

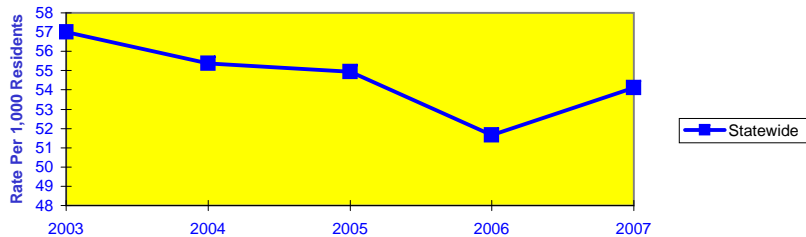
State of Wisconsin						
Total Crash Injury Emergency Room Charges	\$33,900,299	\$38,900,194	\$45,882,386	\$47,860,521	\$59,808,628	\$48,112,932
<i>Annual Charge per 1,000 Residents</i>	\$6,108	\$7,009	\$8,267	\$8,623	\$10,776	\$8,669

Average Annual Population (computed 2003-2007 population estimates)

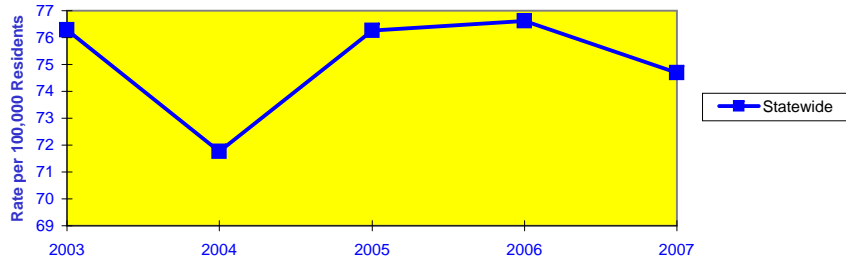
State of Wisconsin	5,550,118	*Reported as a rate per 100,000 residents to better highlight variations: 1.12 per 1,000 = 112 per 100,000.				
--------------------	-----------	---	--	--	--	--

State of Wisconsin 2003-2007

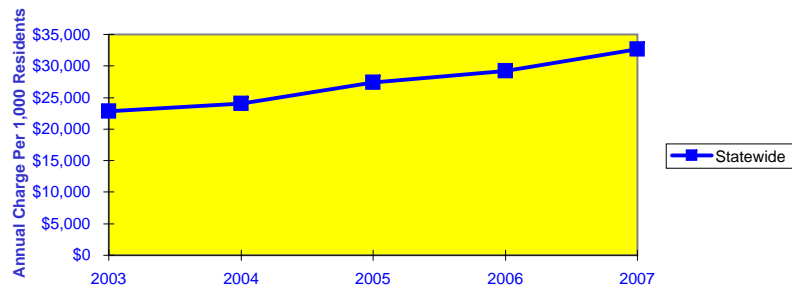
Crash Involvement (Occupants) per 1,000 Residents



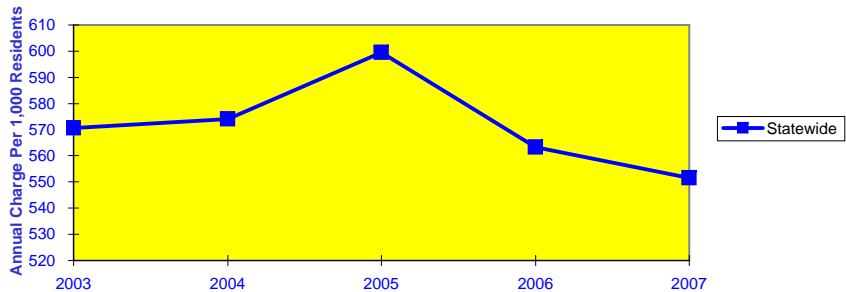
Crash-Related Hospitalizations per 100,000 Residents



Crash Related Hospital Charges per 1,000 Residents



Crash Related Emergency Room Visits per 100,000 Residents



Crash Related Emergency Room Charges per 1,000 Residents

