
Residents of Taylor County

Motor Vehicle Crash Occupants, Hospitalizations, Emergency Room Visits and Fatalities 2003-2007

	Auto	Truck	Motorcycle	Bicycle	Pedestrian	Total
Crash Occupants	2,709	1,213	39		13	3,977
Hospitalized Cases	48	19	8	0	0	75
Hospital Charges	\$998,440	\$624,656	\$688,917	\$0	\$0	\$2,312,013
Emergency Room Visits	281	100	18			339
Emergency Room Charges	\$388,806	\$127,533	\$24,537	\$4,910	\$8,980	\$449,916
Deaths	8	3	2	0	2	15

Indicates a value < 6

**Residents of Taylor County
Hospitalization Charges by Vehicle Type
2003-2007**

	Auto	Truck	Motorcycle	Bicycle	Pedestrian
Hospital Charges	\$998,440	\$624,656	\$688,917	\$0	\$0
Total Crash Occupants	2,709	1,213	39		13
Hospital Charge/Occupant	\$368.56	\$514.97	\$17,664.54	\$0.00	\$0.00

**Hospitalization Rates by Vehicle Type
2003-2007**

	Auto	Truck	Motorcycle	Bicycle	Pedestrian
Hospital Cases	48	19	8	0	0
Total Crash Occupants	2,709	1,213	39		13
Hospitalization Rate/Crash Occupant	1.8%	1.6%	20.5%	0.0%	0.0%

**Emergency Room Charges by Vehicle Type
2003-2007**

	Auto	Truck	Motorcycle	Bicycle	Pedestrian
ER Charges	\$388,806	\$127,533	\$24,537	\$4,910	\$8,980
Crash Occupants	2,709	1,213	39		13
Emergency Room Charges/Crash Occupant	\$144	\$105	\$629	\$1,637	\$691

**Emergency Room Visits by Vehicle Type
2003-2007**

	Auto	Truck	Motorcycle	Bicycle	Pedestrian
Emergency Room Visits	281	100	18		5
Total Crash Occupants	2,709	1,213	39		13
Emergency Room Rate/Crash Occupant	10.4%	8.2%	46.2%	66.7%	38.5%

Indicates a value < 4

**Residents of Taylor County
Occupants of Motor Vehicle Crashes
2003-2007**

	Auto	Truck	Motorcycle	Bicycle	Pedestrian	Total
2003	654	286	7	0		949
2004	517	249	10			779
2005	555	259	8	0		827
2006	511	218	8			742
2007	472	201		0		680
Five-Year Total	2,709	1,213	39		13	3,977

Indicates a value < 6

**Residents of Taylor County
Motor Vehicle Crash Hospitalizations, Hospital Charges and Emergency Room Visits and Charges
2003-2007**

	Auto	Truck	Motorcycle	Bicycle	Pedestrian	Total
2003						
Number of Cases	15			0	0	21
Total Charges	\$220,372	\$142,214	\$90,179	0	\$0	\$452,765
2004						
Number of Cases	7			0	0	14
Total Charges	\$83,604	\$88,335	\$301,389	\$0	\$0	\$473,328
2005						
Number of Cases	9			0	0	16
Total Charges	\$260,539	\$223,720	\$176,375	0	\$0	\$660,634
2006						
Number of Cases	7			0	0	10
Total Charges	\$143,541	\$124,190	\$120,974	\$0	\$0	\$388,705
2007						
Number of Cases	10		0	0	0	14
Total Charges	\$290,384	\$46,197	\$0	0	\$0	\$336,581
Five-YearTotal						
Number of Cases	48	19	8	0	0	75
Total Charges	\$998,440	\$624,656	\$688,917	\$0	\$0	\$2,312,013

**Motor Vehicle Crash Emergency Room Visits and Charges
2003-2007**

	Auto	Truck	Motorcycle	Bicycle	Pedestrian	Total
2003						
Number of Cases	66	20		0	0	88
Total Charges	\$72,117	\$19,184	\$4,717	0	\$0	\$96,018
2004						
Number of Cases	45	18				69
Total Charges	\$56,581	\$22,096	\$3,213	\$1,190	\$4,547	\$87,627
2005						
Number of Cases	56	22		0		84
Total Charges	\$82,501	\$16,691	\$6,743	0	\$3,405	\$109,340
2006						
Number of Cases	63	29				98
Total Charges	\$100,440	\$46,277	\$5,467	\$3,720	\$1,027	\$156,931
2007						
Number of Cases	51	11		0		67
Total Charges	\$77,167	\$23,285	\$4,397	0		\$104,850
Five -Year Total						
Number of Cases	281	100	18			339
Total Charges	\$388,806	\$127,533	\$24,537	\$4,910	\$8,980	\$449,916

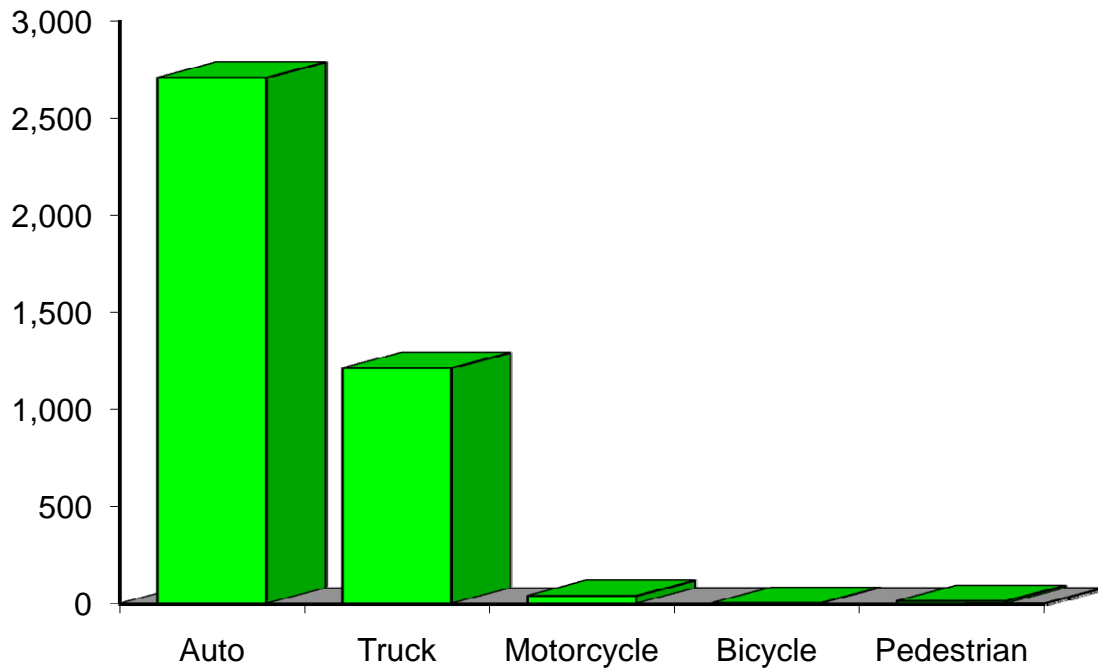
Indicates a value < 6

**Residents of Taylor County
Motor Vehicle Crash Deaths
2003-2007**

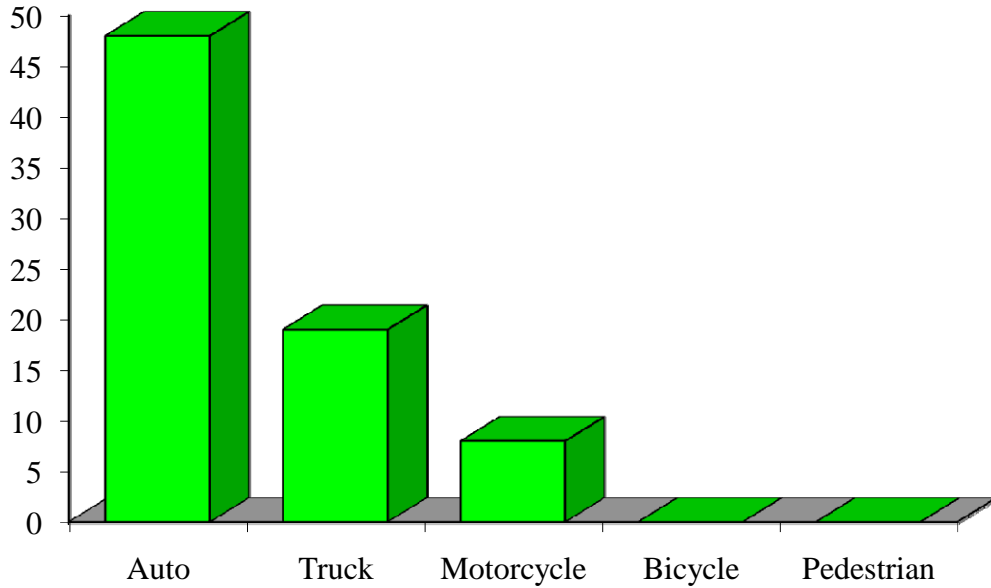
	Auto	Truck	Motorcycle	Bicycle	Pedestrian	Total
2003		0		0		
2004			0	0		
2005	0	0		0	0	
2006			0	0	0	
2007		0	0	0	0	
Five-Year Total	8			0		15

Indicates a value < 6

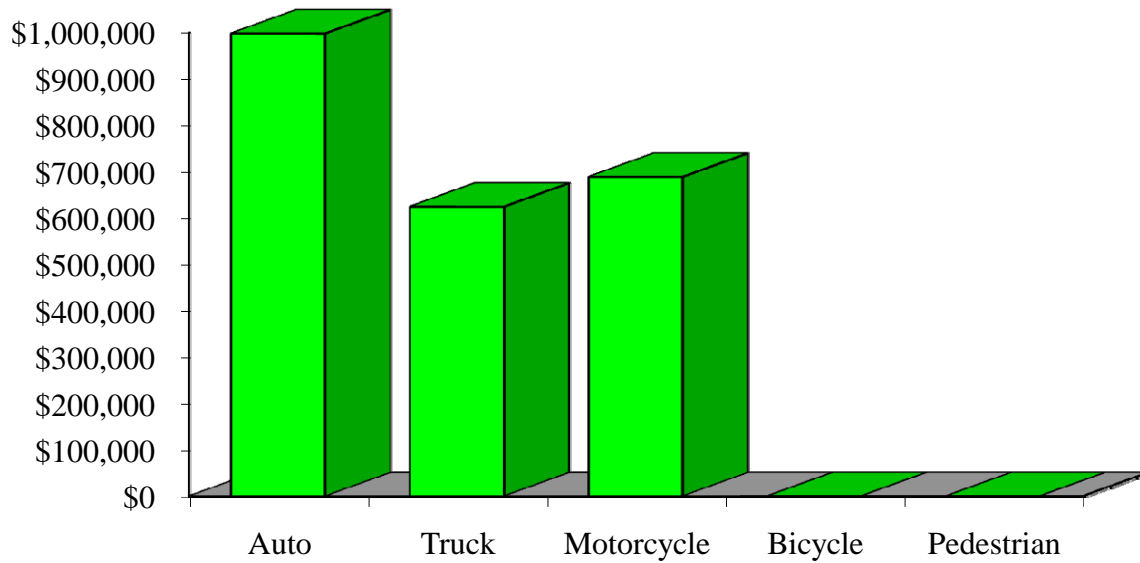
Crash Occupants by Vehicle Type Residents of Taylor County, 2003-2007



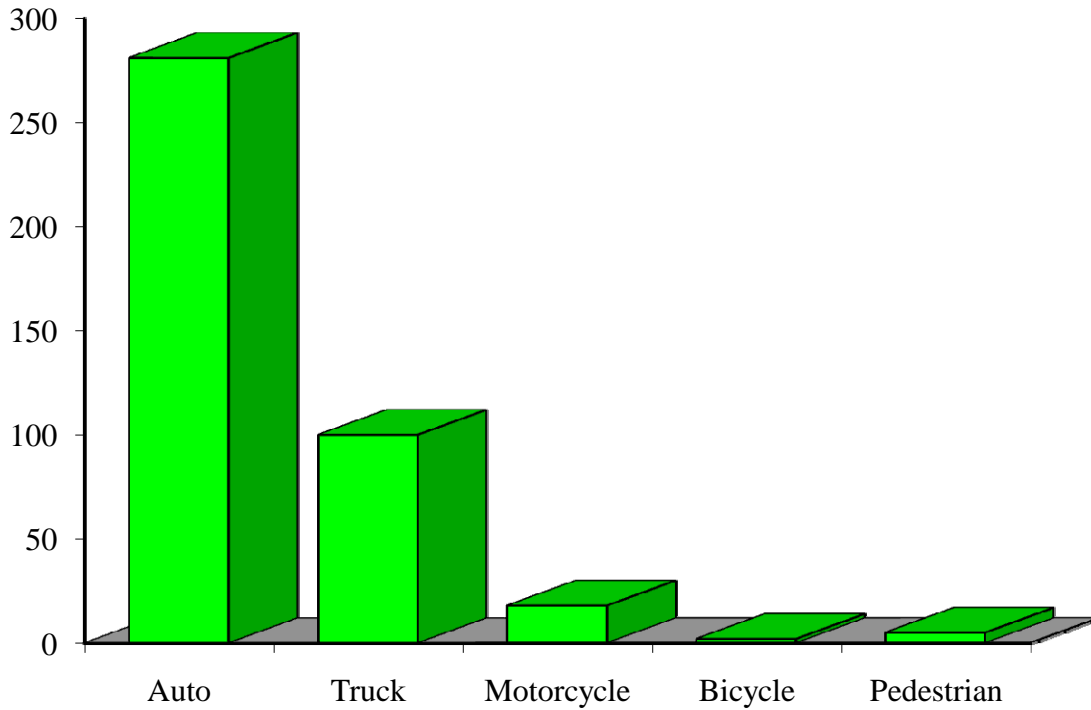
Hospitalizations by Vehicle Type Residents of Taylor County, 2003-2007



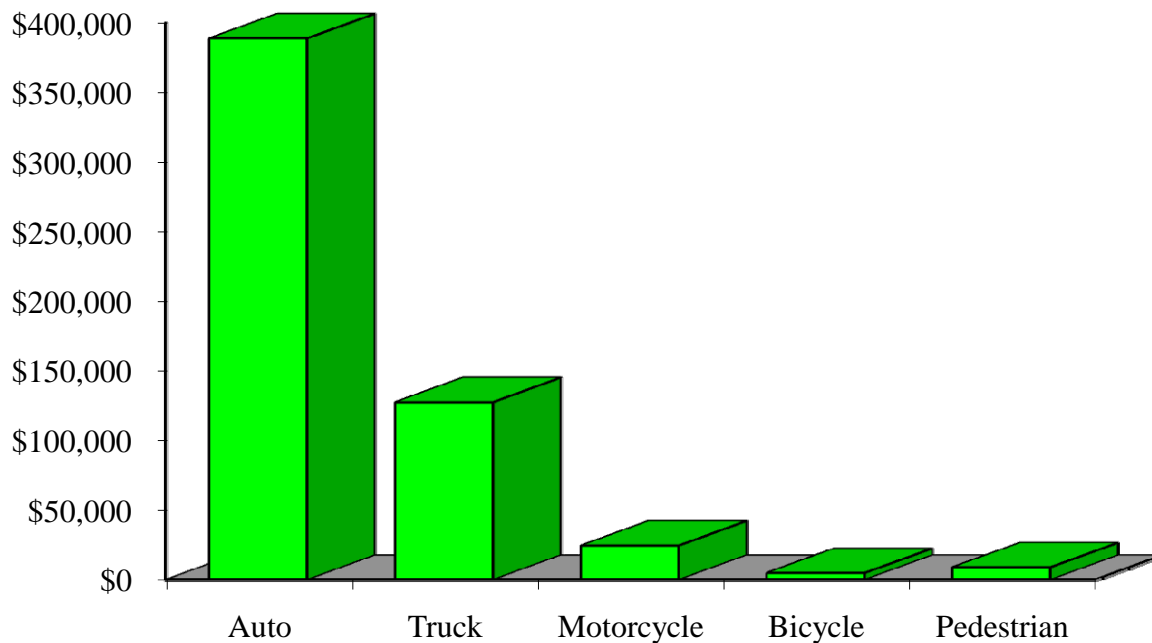
Hospital Charges by Vehicle Type Residents of Taylor County, 2003-2007



Emergency Room Visits by Vehicle Type Residents of Taylor County, 2003-2007



Emergency Room Charges by Vehicle Type Residents of Taylor County, 2003-2007



Residents of Taylor County and All Wisconsin 'Crash Occupants'

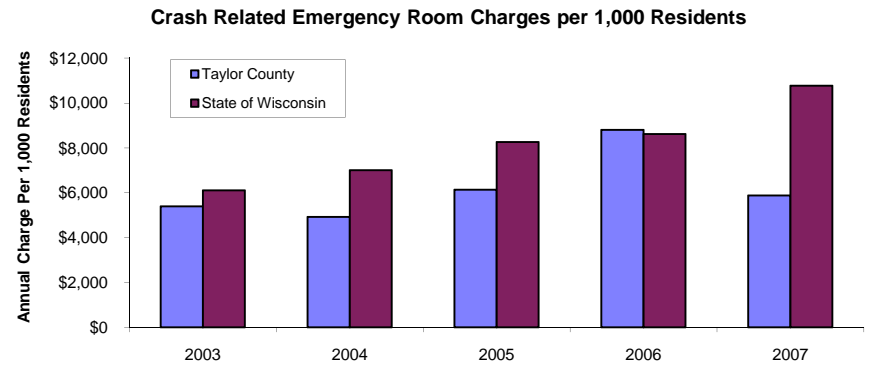
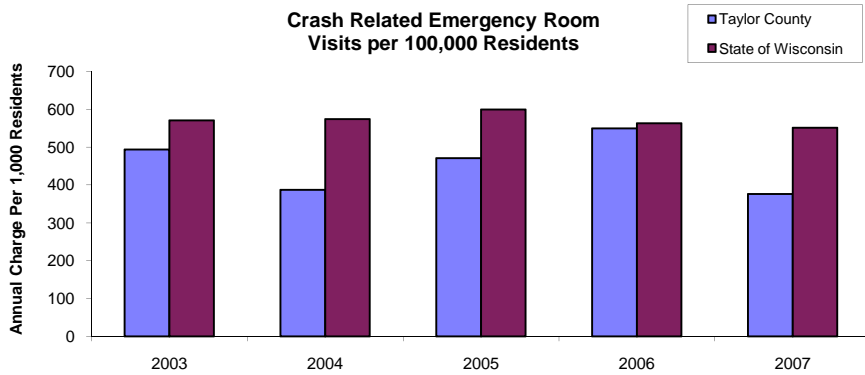
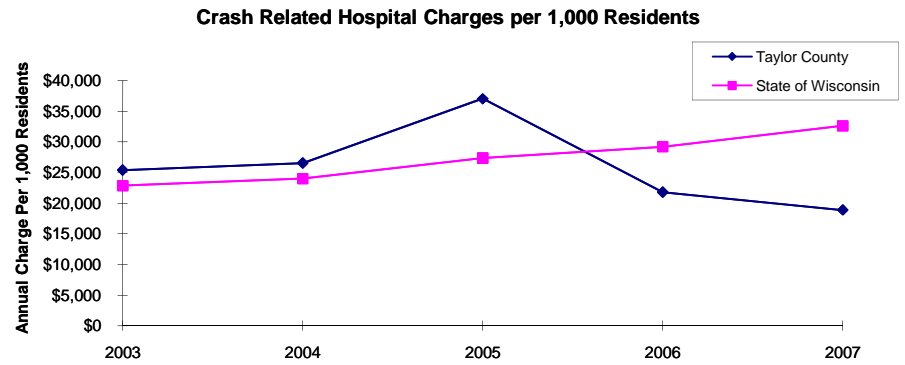
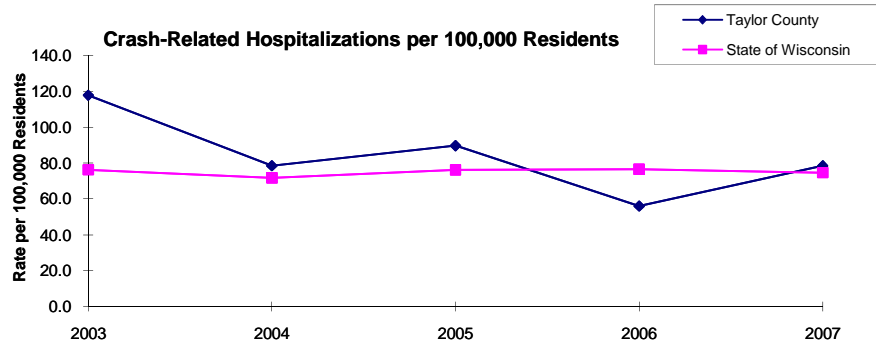
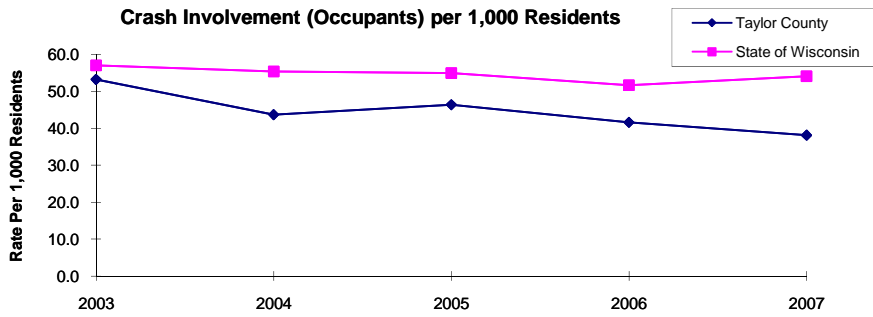
Crash Involvement Rates and Costs

2003-2007

	2003	2004	2005	2006	2007	Average
Annual Crash Involvement						
<i>Taylor County</i>						
Crash Occupants	949	779	827	742	680	795
<i>Rate per 1,000 Residents</i>	53.2	43.7	46.4	41.6	38.2	44.6
<i>State of Wisconsin</i>						
Crash Occupants	316,298	307,373	305,007	286,608	300,270	303,111
<i>Rate per 1,000 Residents</i>	57.0	55.4	55.0	51.6	54.1	54.6
Annual Crash-Related Hospitalizations						
<i>Taylor County</i>						
Crash-Related Hospitalizations	21	14	16	10	14	15
<i>Rate per 100,000 Residents*</i>	117.8	78.5	89.8	56.1	78.5	84.2
<i>State of Wisconsin</i>						
Crash-Related Hospitalizations	4,234	3,983	4,232	4,253	4,146	4,170
<i>Rate per 100,000 Residents*</i>	76.3	71.8	76.3	76.6	74.7	75.1
Annual Crash-Related Hospital Charges						
<i>Taylor County</i>						
Total Crash Injury Hospital Charges	\$452,765	\$473,328	\$660,634	\$388,705	\$336,581	\$462,403
<i>Annual Charge per 1,000 Residents</i>	\$25,403	\$26,557	\$37,066	\$21,809	\$18,884	\$25,944
<i>State of Wisconsin</i>						
Total Crash Injury Hospital Charges	\$126,881,405	\$133,270,653	\$151,898,242	\$162,208,759	\$181,072,379	\$151,066,288
<i>Annual Charge per 1,000 Residents</i>	\$22,861	\$24,012	\$27,368	\$29,226	\$32,625	\$27,219
Annual Crash-Related Emergency Room Visits						
<i>Taylor County</i>						
Crash-Related Emergency Room Visits	88	69	84	98	67	80
<i>Rate per 100,000 Residents*</i>	493.7	387.1	471.3	549.8	375.9	446.0
<i>State of Wisconsin</i>						
Crash-Related Emergency Room Visits	31,664	31,866	33,269	31,268	30,615	\$31,755
<i>Rate per 100,000 Residents*</i>	570.5	574.1	599.4	563.4	551.6	572.1
Annual Crash-Related Emergency Room Charges						
<i>Taylor County</i>						
Total Crash Injury Emergency Room Charges	\$96,018	\$87,627	\$109,340	\$156,931	\$104,850	\$114,687
<i>Annual ER Charge per 1,000 Residents</i>	\$5,387	\$4,916	\$6,135	\$8,805	\$5,883	\$6,435
<i>State of Wisconsin</i>						
Crash Injury Emergency Room Charges	\$33,900,299	\$38,900,194	\$45,882,386	\$47,860,521	\$59,808,628	\$48,112,932
<i>Annual ER Charge per 1,000 Residents</i>	6,108	\$7,009	\$8,267	\$8,623	\$10,776	\$8,669
Average Annual Population (computed 2003-2007 population estimates)						
<i>Taylor County</i>	17,823	* Reported as a rate per 100,000 residents to better highlight				
<i>State of Wisconsin</i>	5,550,118	variations: 1.12 per 1,000 = 112 per 100,000.				

Population data estimates are available at the Demographic Services Center, Wisconsin Department of Administration

Residents of Taylor County



Zipcodes included in County of Resident Reports

Residents of Taylor County

54419	54433
54434	54439
54447	54451
54470	54480
54490	