
Residents of Trempealeau County

Motor Vehicle Crash Occupants, Hospitalizations, Emergency Room Visits and Fatalities 2003-2007

	Auto	Truck	Motorcycle	Bicycle	Pedestrian	Total
Crash Occupants	5,117	1,695	76	8	29	6,925
Hospitalized Cases	91	29	16	0	7	143
Hospital Charges	\$2,510,881	\$1,089,320	\$587,970	\$0	\$669,352	\$4,857,523
Emergency Room Visits	532	125	30		14	572
Emergency Room Charges	\$816,599	\$202,219	\$50,105	\$4,337	\$12,037	\$857,426
Deaths	22	8	5	0	2	37

Indicates a value < 6

**Residents of Trempealeau County
Hospitalization Charges by Vehicle Type
2003-2007**

	Auto	Truck	Motorcycle	Bicycle	Pedestrian
Hospital Charges	\$2,510,881	\$1,089,320	\$587,970	\$0	\$669,352
Total Crash Occupants	5,117	1,695	76	8	29
Hospital Charge/Occupant	\$490.69	\$642.67	\$7,736.45	\$0.00	\$23,081.10

**Hospitalization Rates by Vehicle Type
2003-2007**

	Auto	Truck	Motorcycle	Bicycle	Pedestrian
Hospital Cases	91	29	16	0	7
Total Crash Occupants	5,117	1,695	76	8	29
Hospitalization Rate/Crash Occupant	1.8%	1.7%	21.1%	0.0%	24.1%

**Emergency Room Charges by Vehicle Type
2003-2007**

	Auto	Truck	Motorcycle	Bicycle	Pedestrian
ER Charges	\$816,599	\$202,219	\$50,105	\$4,337	\$12,037
Crash Occupants	5,117	1,695	76	8	29
Emergency Room Charges/Crash Occupant	\$160	\$119	\$659	\$542	\$415

**Emergency Room Visits by Vehicle Type
2003-2007**

	Auto	Truck	Motorcycle	Bicycle	Pedestrian
Emergency Room Visits	532	125	30	5	14
Total Crash Occupants	5,117	1,695	76	8	29
Emergency Room Rate/Crash Occupant	10.4%	7.4%	39.5%	62.5%	48.3%

Indicates a value < 4

**Residents of Trempealeau County
Occupants of Motor Vehicle Crashes
2003-2007**

	Auto	Truck	Motorcycle	Bicycle	Pedestrian	Total
2003	1,107	426	16			1,556
2004	1,059	304	16			1,384
2005	1,056	381	25			1,470
2006	920	272			8	1,206
2007	975	312	14			1,309
Five-Year Total	5,117	1,695	76	8	29	6,925

Indicates a value < 6

**Residents of Trempealeau County
Motor Vehicle Crash Hospitalizations, Hospital Charges and Emergency Room Visits and Charges
2003-2007**

	Auto	Truck	Motorcycle	Bicycle	Pedestrian	Total
2003						
Number of Cases	21	9		0		33
Total Charges	\$571,419	\$219,611	\$41,305	\$0	\$4,442	\$836,777
2004						
Number of Cases	23		7	0	0	36
Total Charges	\$416,930	\$166,184	\$334,441	\$0	\$0	\$917,555
2005						
Number of Cases	22	8		0		36
Total Charges	\$678,504	\$466,466	\$82,119	\$0	\$125,512	\$1,352,601
2006						
Number of Cases	16		0	0		23
Total Charges	\$468,854	\$183,175	\$0	\$0	\$114,362	\$766,391
2007						
Number of Cases	9			0		15
Total Charges	\$375,174	\$53,884	\$130,105	\$0	\$425,036	\$984,199
Five-YearTotal						
Number of Cases	91	29	16	0	7	143
Total Charges	\$2,510,881	\$1,089,320	\$587,970	\$0	\$669,352	\$4,857,523

**Motor Vehicle Crash Emergency Room Visits and Charges
2003-2007**

	Auto	Truck	Motorcycle	Bicycle	Pedestrian	Total
2003						
Number of Cases	120	29				156
Total Charges	\$123,079	\$37,763	\$11,451	\$264	\$197	\$172,754
2004						
Number of Cases	120	21				146
Total Charges	\$157,442	\$33,848	\$789	\$3,230	\$2,389	\$197,698
2005						
Number of Cases	99	34	13			151
Total Charges	\$207,261	\$50,606	\$18,487	\$561	\$2,862	\$279,777
2006						
Number of Cases	92	18		0		119
Total Charges	\$171,595	\$24,413	\$4,603	\$0	\$6,586	\$207,197
2007						
Number of Cases	101	23				134
Total Charges	\$157,222	\$55,589	\$14,775	\$282		\$227,871
Five -Year Total						
Number of Cases	532	125	30		14	572
Total Charges	\$816,599	\$202,219	\$50,105	\$4,337	\$12,037	\$857,426

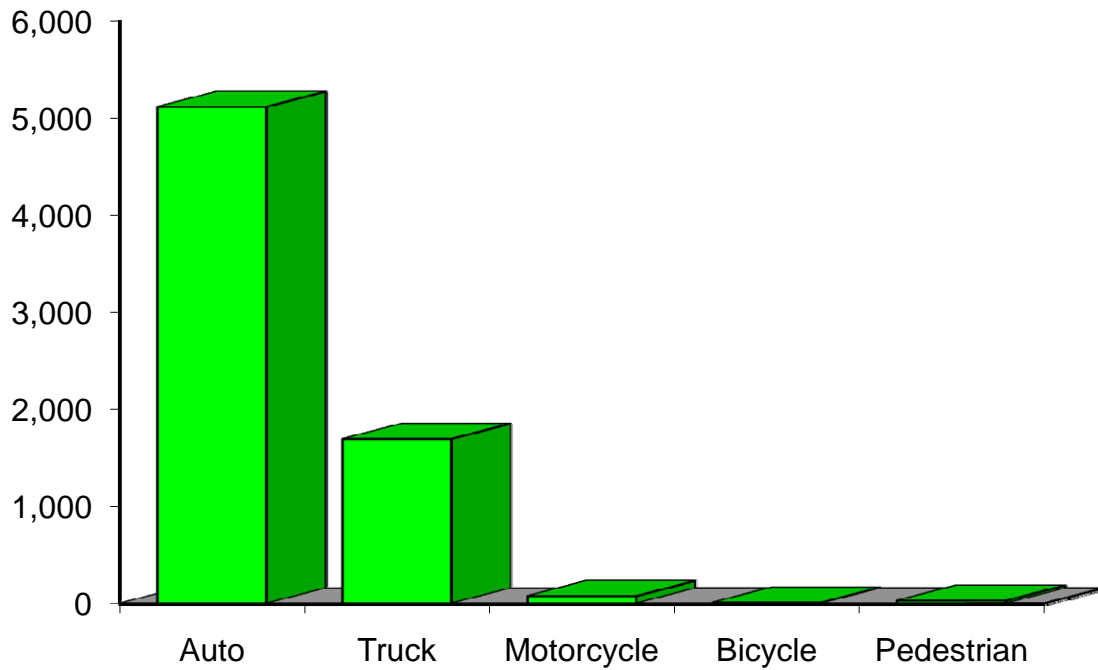
Indicates a value < 6

**Residents of Trempealeau County
Motor Vehicle Crash Deaths
2003-2007**

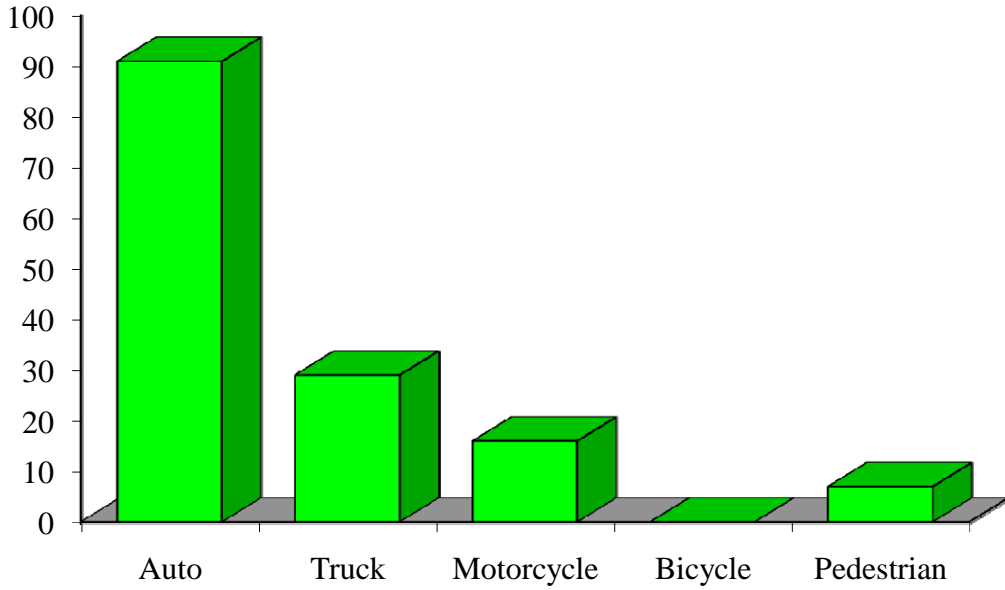
	Auto	Truck	Motorcycle	Bicycle	Pedestrian	Total
2003			0	0	0	
2004	9			0	0	14
2005				0		9
2006			0	0		
2007			0	0	0	
Five-Year Total	22	8		0		37

Indicates a value < 6

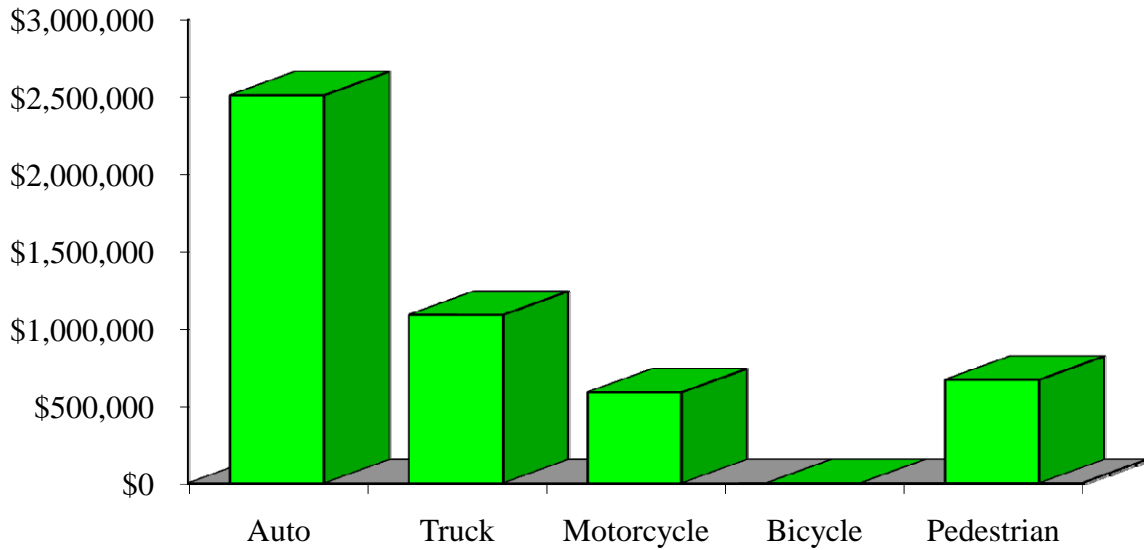
Crash Occupants by Vehicle Type Residents of Trempealeau County, 2003-2007



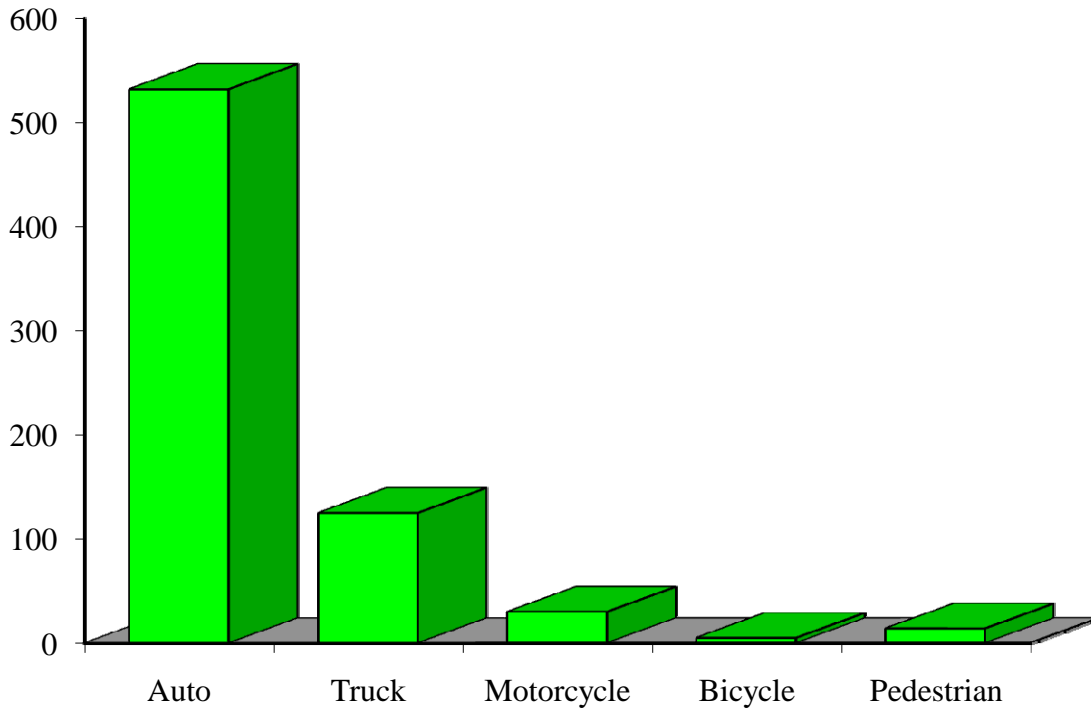
Hospitalizations by Vehicle Type Residents of Trempealeau County, 2003-2007



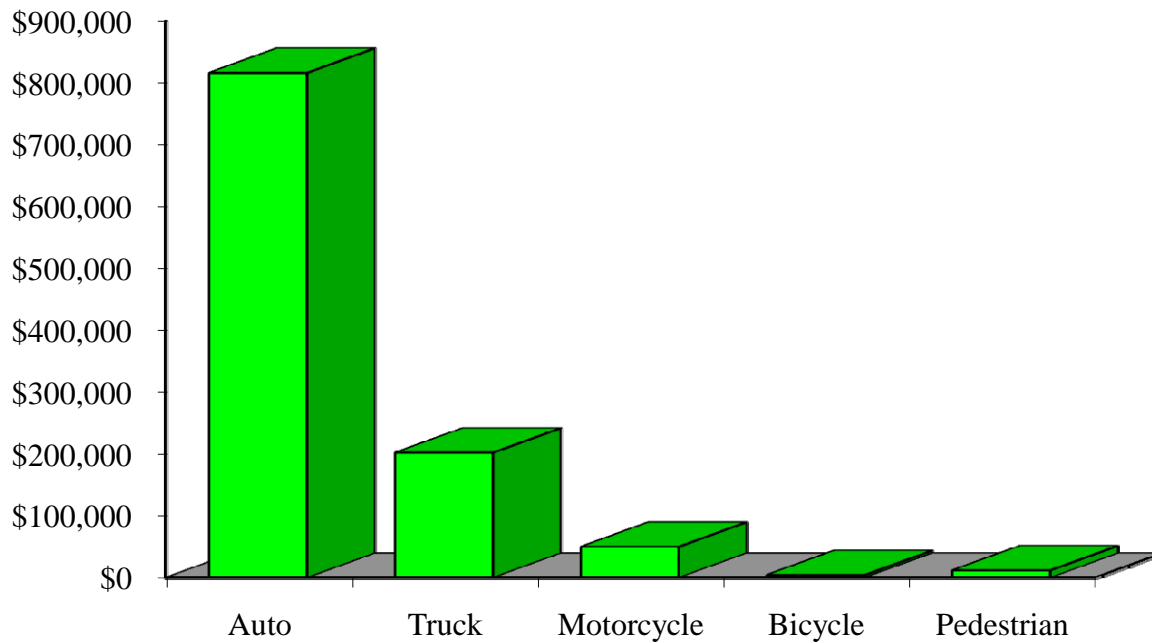
Hospital Charges by Vehicle Type Residents of Trempealeau County, 2003-2007



Emergency Room Visits by Vehicle Type Residents of Trempealeau County, 2003-2007



Emergency Room Charges by Vehicle Type Residents of Trempealeau County, 2003-2007



Residents of Trempealeau County and All Wisconsin 'Crash Occupants'

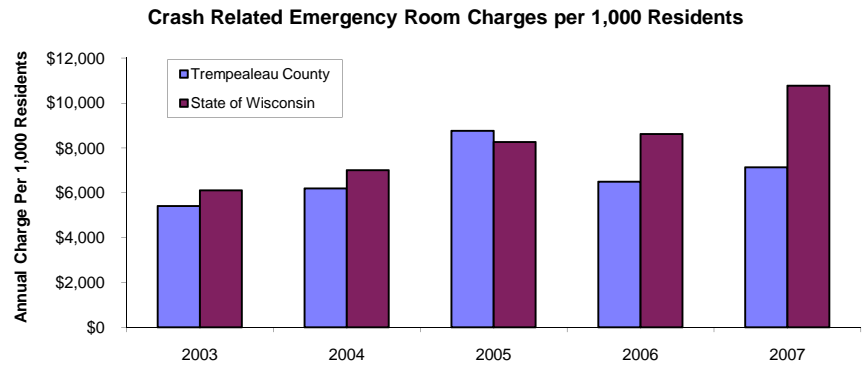
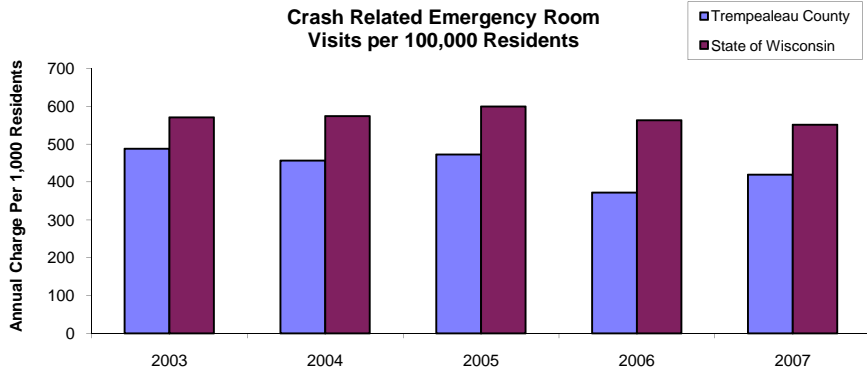
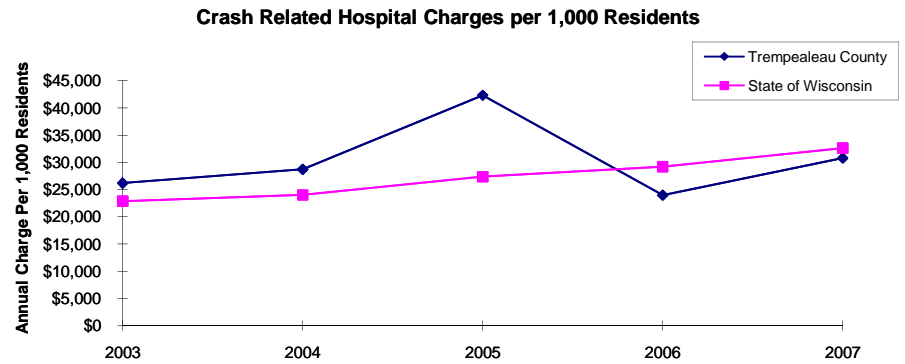
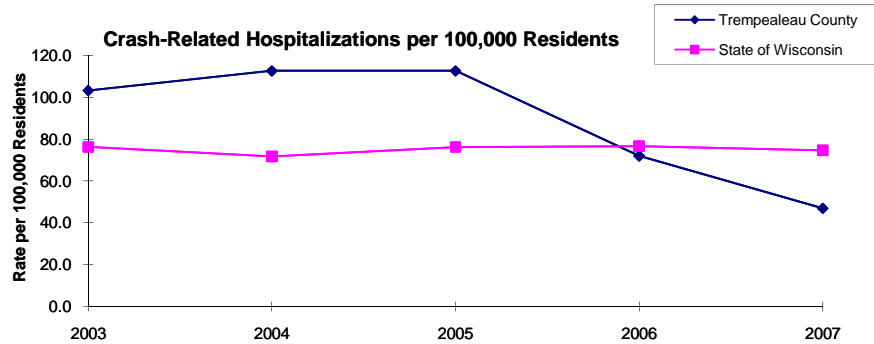
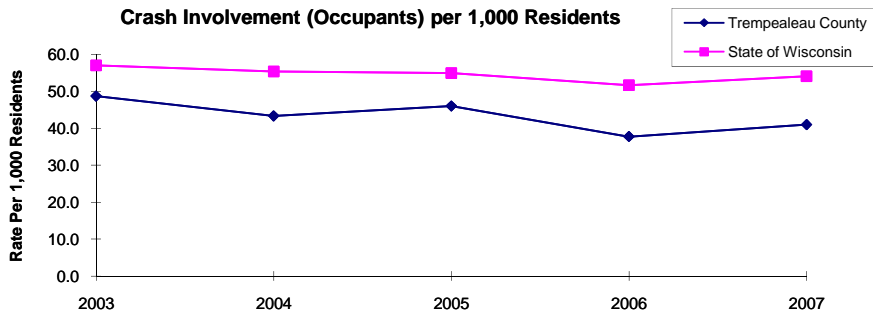
Crash Involvement Rates and Costs

2003-2007

	2003	2004	2005	2006	2007	Average
Annual Crash Involvement						
<i>Trempealeau County</i>						
Crash Occupants	1,556	1,384	1,470	1,206	1,309	1,385
<i>Rate per 1,000 Residents</i>	48.7	43.3	46.0	37.7	41.0	43.3
<i>State of Wisconsin</i>						
Crash Occupants	316,298	307,373	305,007	286,608	300,270	303,111
<i>Rate per 1,000 Residents</i>	57.0	55.4	55.0	51.6	54.1	54.6
Annual Crash-Related Hospitalizations						
<i>Trempealeau County</i>						
Crash-Related Hospitalizations	33	36	36	23	15	29
<i>Rate per 100,000 Residents*</i>	103.3	112.7	112.7	72.0	46.9	89.5
<i>State of Wisconsin</i>						
Crash-Related Hospitalizations	4,234	3,983	4,232	4,253	4,146	4,170
<i>Rate per 100,000 Residents*</i>	76.3	71.8	76.3	76.6	74.7	75.1
Annual Crash-Related Hospital Charges						
<i>Trempealeau County</i>						
Total Crash Injury Hospital Charges	\$836,777	\$917,555	\$1,352,601	\$766,391	\$984,199	\$971,505
<i>Annual Charge per 1,000 Residents</i>	\$26,190	\$28,718	\$42,335	\$23,987	\$30,804	\$30,407
<i>State of Wisconsin</i>						
Total Crash Injury Hospital Charges	\$126,881,405	\$133,270,653	\$151,898,242	\$162,208,759	\$181,072,379	\$151,066,288
<i>Annual Charge per 1,000 Residents</i>	\$22,861	\$24,012	\$27,368	\$29,226	\$32,625	\$27,219
Annual Crash-Related Emergency Room Visits						
<i>Trempealeau County</i>						
Crash-Related Emergency Room Visits	156	146	151	119	134	138
<i>Rate per 100,000 Residents*</i>	488.3	457.0	472.6	372.5	419.4	430.4
<i>State of Wisconsin</i>						
Crash-Related Emergency Room Visits	31,664	31,866	33,269	31,268	30,615	\$31,755
<i>Rate per 100,000 Residents*</i>	570.5	574.1	599.4	563.4	551.6	572.1
Annual Crash-Related Emergency Room Charges						
<i>Trempealeau County</i>						
Total Crash Injury Emergency Room Charges	\$172,754	\$197,698	\$279,777	\$207,197	\$227,871	\$228,136
<i>Annual ER Charge per 1,000 Residents</i>	\$5,407	\$6,188	\$8,757	\$6,485	\$7,132	\$7,140
<i>State of Wisconsin</i>						
Crash Injury Emergency Room Charges	\$33,900,299	\$38,900,194	\$45,882,386	\$47,860,521	\$59,808,628	\$48,112,932
<i>Annual ER Charge per 1,000 Residents</i>	6,108	\$7,009	\$8,267	\$8,623	\$10,776	\$8,669
Average Annual Population (computed 2003-2007 population estimates)						
<i>Trempealeau County</i>	31,950	* Reported as a rate per 100,000 residents to better highlight				
<i>State of Wisconsin</i>	5,550,118	variations: 1.12 per 1,000 = 112 per 100,000.				

Population data estimates are available at the Demographic Services Center, Wisconsin Department of Administration

Residents of Trempealeau County



Zipcodes included in County of Resident Reports

Residents of Trempealeau County

54612	54616
54625	54627
54630	54661
54738	54747
54758	54760
54770	54773