
Residents of Vilas County

Motor Vehicle Crash Occupants, Hospitalizations, Emergency Room Visits and Fatalities 2003-2007

	Auto	Truck	Motorcycle	Bicycle	Pedestrian	Total
Crash Occupants	3,187	1,157	49	10	11	4,414
Hospitalized Cases	84	33	16	0		134
Hospital Charges	\$2,803,995	\$1,125,919	\$654,798	\$0	\$31,323	\$4,616,035
Emergency Room Visits	427	136	21		9	485
Emergency Room Charges	\$698,634	\$249,160	\$43,937	\$6,368	\$8,030	\$785,221
Deaths	14	2	3	1	0	20

Indicates a value < 6

**Residents of Vilas County
Hospitalization Charges by Vehicle Type
2003-2007**

	Auto	Truck	Motorcycle	Bicycle	Pedestrian
Hospital Charges	\$2,803,995	\$1,125,919	\$654,798	\$0	\$31,323
Total Crash Occupants	3,187	1,157	49	10	11
Hospital Charge/Occupant	\$879.82	\$973.14	\$13,363.22	\$0.00	\$2,847.55

**Hospitalization Rates by Vehicle Type
2003-2007**

	Auto	Truck	Motorcycle	Bicycle	Pedestrian
Hospital Cases	84	33	16	0	
Total Crash Occupants	3,187	1,157	49	10	11
Hospitalization Rate/Crash Occupant	2.6%	2.9%	32.7%	0.0%	9.1%

**Emergency Room Charges by Vehicle Type
2003-2007**

	Auto	Truck	Motorcycle	Bicycle	Pedestrian
ER Charges	\$698,634	\$249,160	\$43,937	\$6,368	\$8,030
Crash Occupants	3,187	1,157	49	10	11
Emergency Room Charges/Crash Occupant	\$219	\$215	\$897	\$637	\$730

**Emergency Room Visits by Vehicle Type
2003-2007**

	Auto	Truck	Motorcycle	Bicycle	Pedestrian
Emergency Room Visits	427	136	21	6	9
Total Crash Occupants	3,187	1,157	49	10	11
Emergency Room Rate/Crash Occupant	13.4%	11.8%	42.9%	60.0%	81.8%

Indicates a value < 4

**Residents of Vilas County
Occupants of Motor Vehicle Crashes
2003-2007**

	Auto	Truck	Motorcycle	Bicycle	Pedestrian	Total
2003	694	275	0			975
2004	710	239	15	0		967
2005	605	207	10			826
2006	630	236	16			886
2007	548	200	8			760
Five-Year Total	3,187	1,157	49	10	11	4,414

Indicates a value < 6

Residents of Vilas County
Motor Vehicle Crash Hospitalizations, Hospital Charges and Emergency Room Visits and Charges
2003-2007

	Auto	Truck	Motorcycle	Bicycle	Pedestrian	Total
2003						
Number of Cases	17	11	0	0	0	28
Total Charges	\$554,428	\$125,341	0	\$0	\$0	\$679,769
2004						
Number of Cases	17		7	0	0	30
Total Charges	\$522,352	\$358,967	\$397,630	0	\$0	\$1,278,949
2005						
Number of Cases	18			0	0	24
Total Charges	\$536,761	\$197,115	\$57,803	\$0	\$0	\$791,679
2006						
Number of Cases	18			0	0	27
Total Charges	\$693,450	\$317,485	\$51,073	\$0	\$0	\$1,062,008
2007						
Number of Cases	14	7		0		25
Total Charges	\$497,004	\$127,011	\$148,292	\$0	\$31,323	\$803,630
Five-YearTotal						
Number of Cases	84	33	16	0		134
Total Charges	\$2,803,995	\$1,125,919	\$654,798	\$0	\$31,323	\$4,616,035

Motor Vehicle Crash Emergency Room Visits and Charges
2003-2007

	Auto	Truck	Motorcycle	Bicycle	Pedestrian	Total
2003						
Number of Cases	73	23	0			101
Total Charges	\$91,750	\$53,199	0	\$1,448	\$2,287	\$148,684
2004						
Number of Cases	75	24		0		108
Total Charges	\$88,601	\$26,798	\$12,258	0	\$2,614	\$130,271
2005						
Number of Cases	105	24			0	135
Total Charges	\$167,504	\$37,879	\$9,857	\$3,331	\$0	\$218,571
2006						
Number of Cases	95	37				141
Total Charges	\$189,431	\$74,571	\$19,077	\$1,489	\$3,127	\$287,695
2007						
Number of Cases	79	28				114
Total Charges	\$161,348	\$56,713	\$2,745	\$100		\$220,908
Five -Year Total						
Number of Cases	427	136	21		9	485
Total Charges	\$698,634	\$249,160	\$43,937	\$6,368	\$8,030	\$785,221

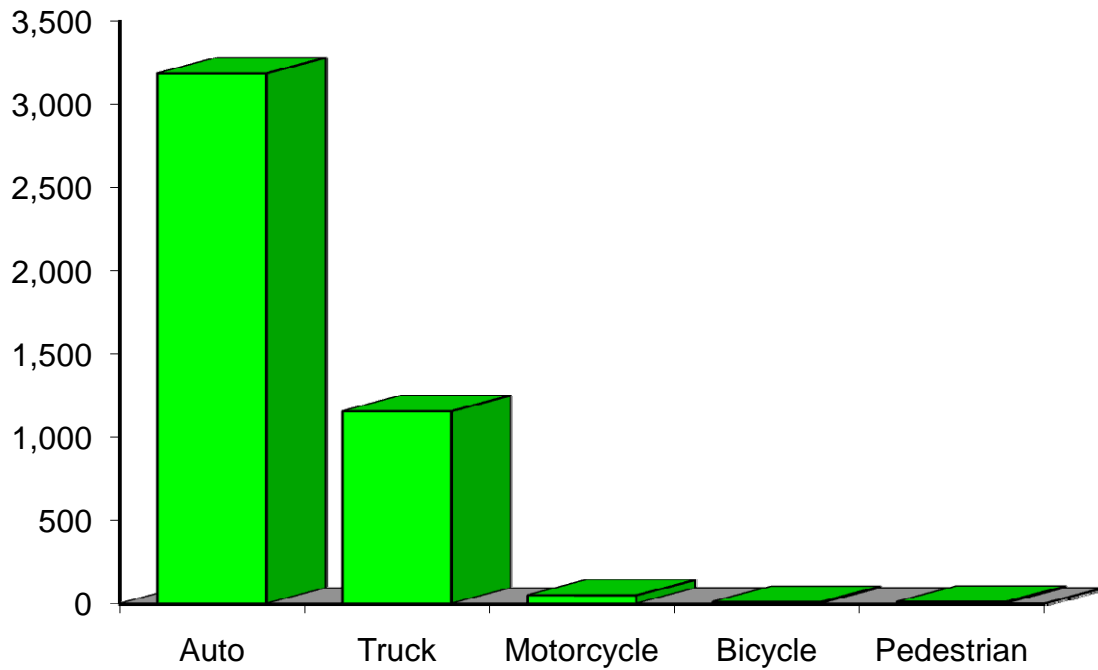
Indicates a value < 6

**Residents of Vilas County
Motor Vehicle Crash Deaths
2003-2007**

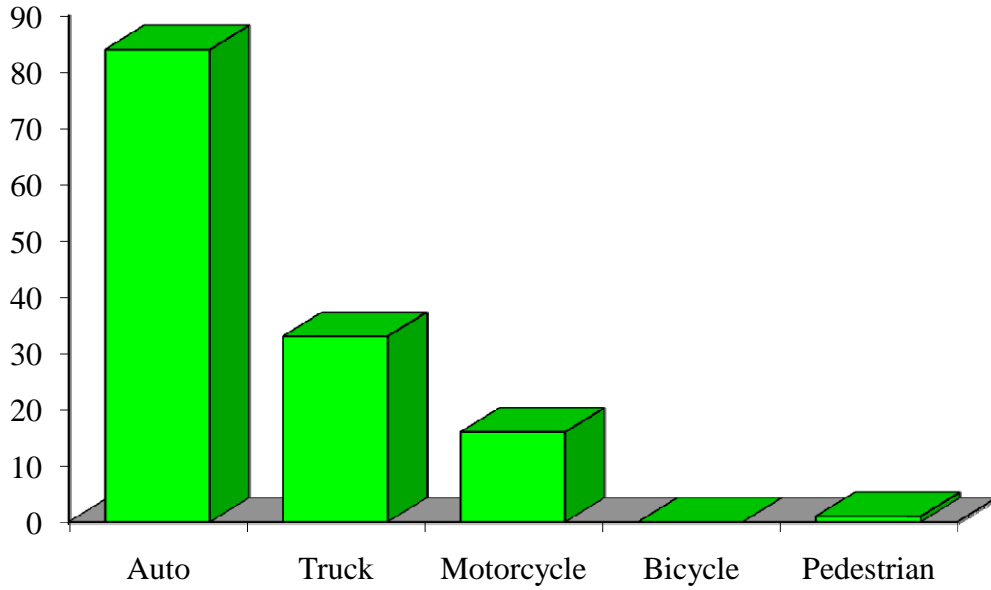
	Auto	Truck	Motorcycle	Bicycle	Pedestrian	Total
2003			0		0	
2004		0	0	0	0	
2005		0		0	0	
2006	7			0	0	9
2007		0		0	0	
Five-Year Total	14				0	20

Indicates a value < 6

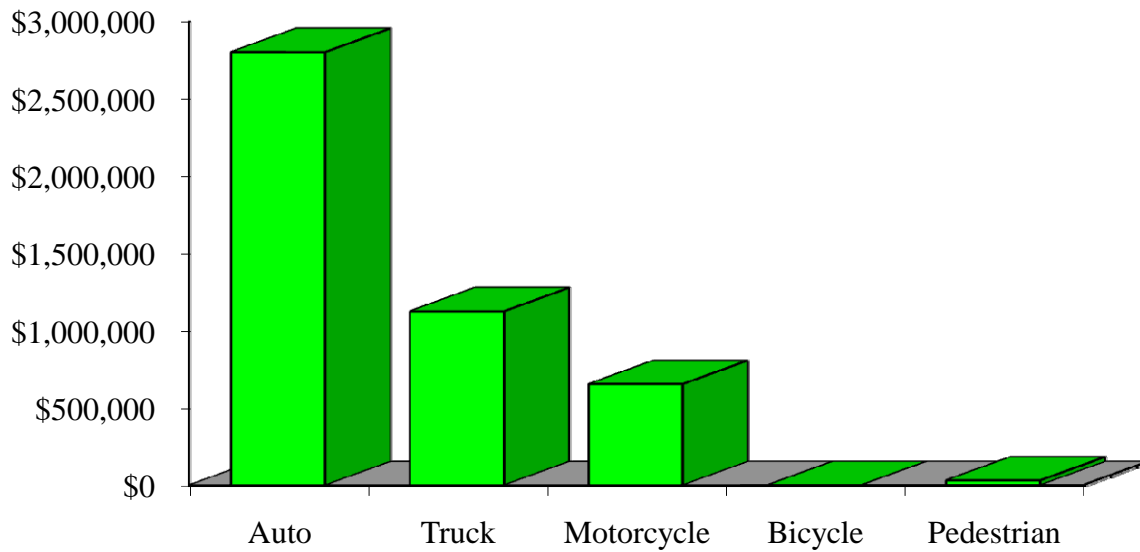
Crash Occupants by Vehicle Type Residents of Vilas County, 2003-2007



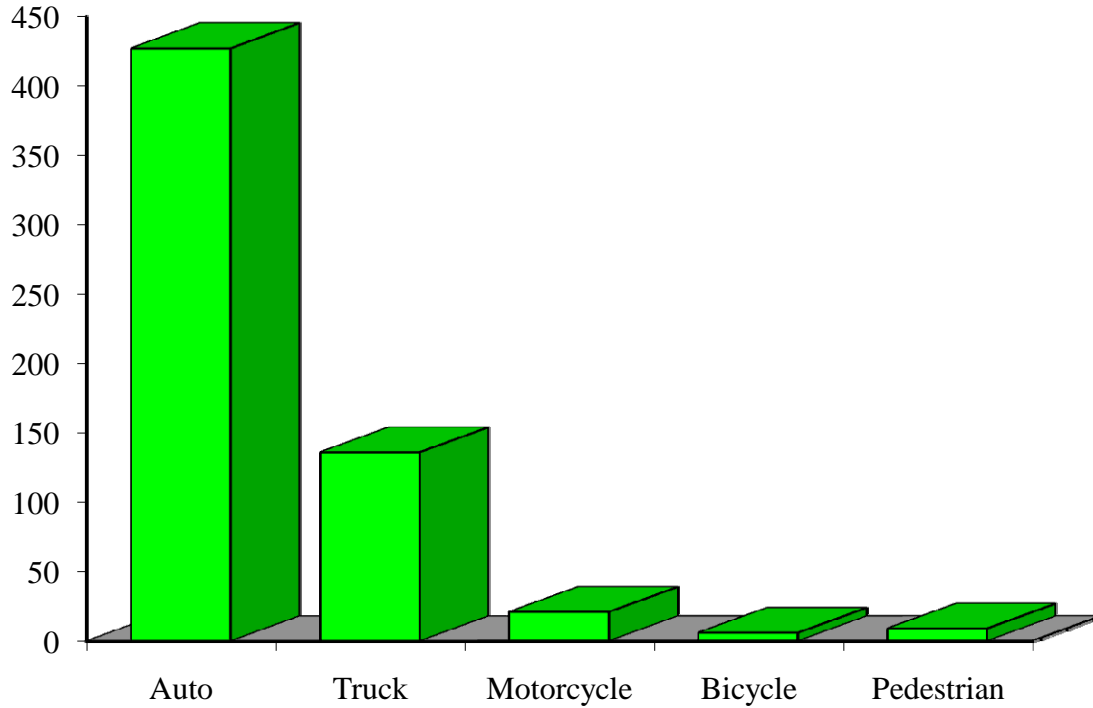
Hospitalizations by Vehicle Type Residents of Vilas County, 2003-2007



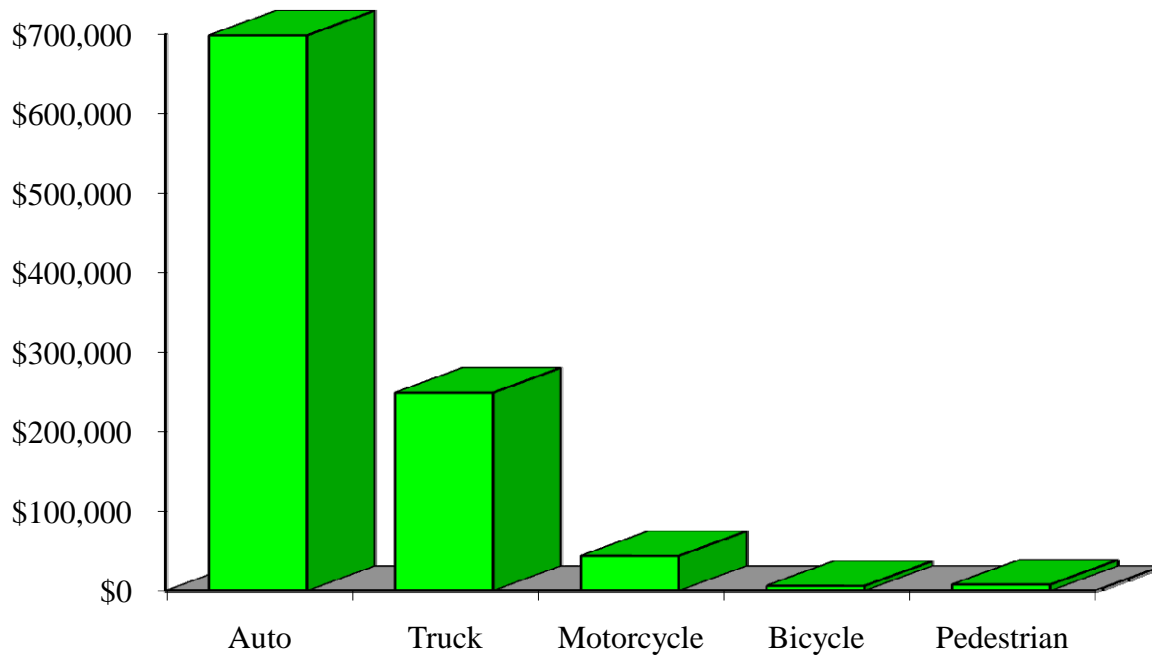
Hospital Charges by Vehicle Type Residents of Vilas County, 2003-2007



Emergency Room Visits by Vehicle Type Residents of Vilas County, 2003-2007



Emergency Room Charges by Vehicle Type Residents of Vilas County, 2003-2007



Residents of Vilas County and All Wisconsin 'Crash Occupants'

Crash Involvement Rates and Costs

2003-2007

	2003	2004	2005	2006	2007	Average
--	------	------	------	------	------	---------

Annual Crash Involvement

<i>Vilas County</i>						
Crash Occupants	975	967	826	886	760	883
<i>Rate per 1,000 Residents</i>	48.7	48.3	41.3	44.3	38.0	44.1

<i>State of Wisconsin</i>						
Crash Occupants	316,298	307,373	305,007	286,608	300,270	303,111
<i>Rate per 1,000 Residents</i>	57.0	55.4	55.0	51.6	54.1	54.6

Annual Crash-Related Hospitalizations

<i>Vilas County</i>						
Crash-Related Hospitalizations	28	30	24	27	25	27
<i>Rate per 100,000 Residents*</i>	140.0	149.9	120.0	135.0	125.0	134.0

<i>State of Wisconsin</i>						
Crash-Related Hospitalizations	4,234	3,983	4,232	4,253	4,146	4,170
<i>Rate per 100,000 Residents*</i>	76.3	71.8	76.3	76.6	74.7	75.1

Annual Crash-Related Hospital Charges

<i>Vilas County</i>						
Total Crash Injury Hospital Charges	\$679,769	\$1,278,949	\$791,679	\$1,062,008	\$803,630	\$923,207
<i>Annual Charge per 1,000 Residents</i>	\$33,977	\$63,926	\$39,570	\$53,082	\$40,168	\$46,145

<i>State of Wisconsin</i>						
Total Crash Injury Hospital Charges	\$126,881,405	\$133,270,653	\$151,898,242	\$162,208,759	\$181,072,379	\$151,066,288
<i>Annual Charge per 1,000 Residents</i>	\$22,861	\$24,012	\$27,368	\$29,226	\$32,625	\$27,219

Annual Crash-Related Emergency Room Visits

<i>Vilas County</i>						
Crash-Related Emergency Room Visits	101	108	135	141	114	125
<i>Rate per 100,000 Residents*</i>	504.8	539.8	674.8	704.8	569.8	622.3

<i>State of Wisconsin</i>						
Crash-Related Emergency Room Visits	31,664	31,866	33,269	31,268	30,615	\$31,755
<i>Rate per 100,000 Residents*</i>	570.5	574.1	599.4	563.4	551.6	572.1

Annual Crash-Related Emergency Room Charges

<i>Vilas County</i>						
Total Crash Injury Emergency Room Charges	\$148,684	\$130,271	\$218,571	\$287,695	\$220,908	\$214,361
<i>Annual ER Charge per 1,000 Residents</i>	\$7,432	\$6,511	\$10,925	\$14,380	\$11,042	\$10,714

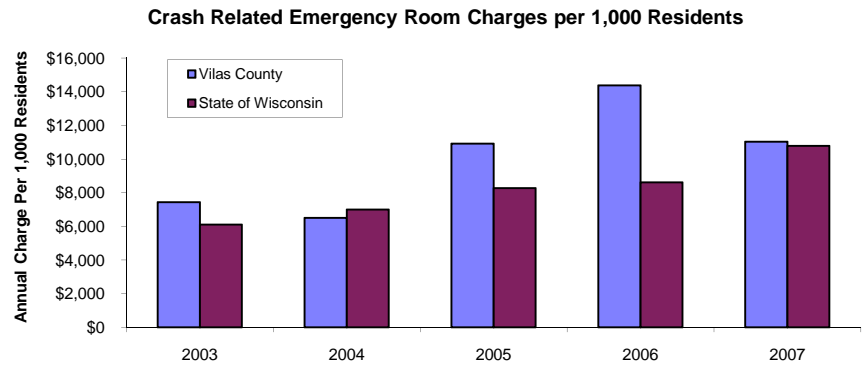
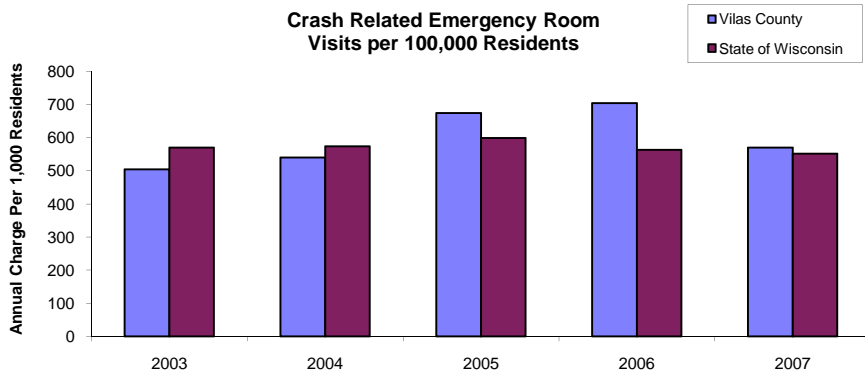
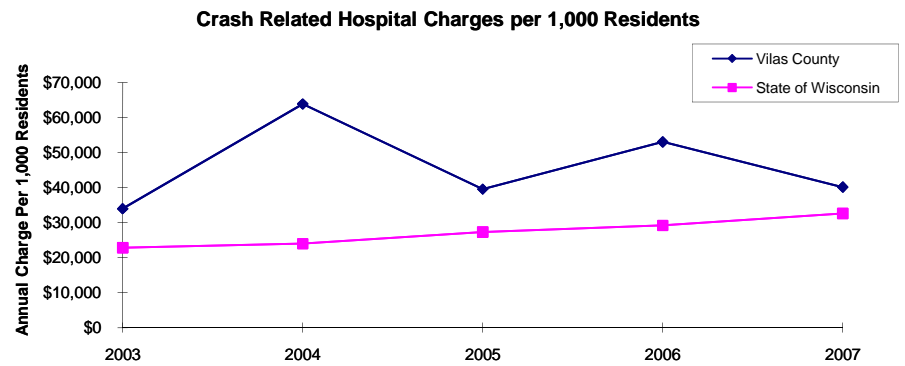
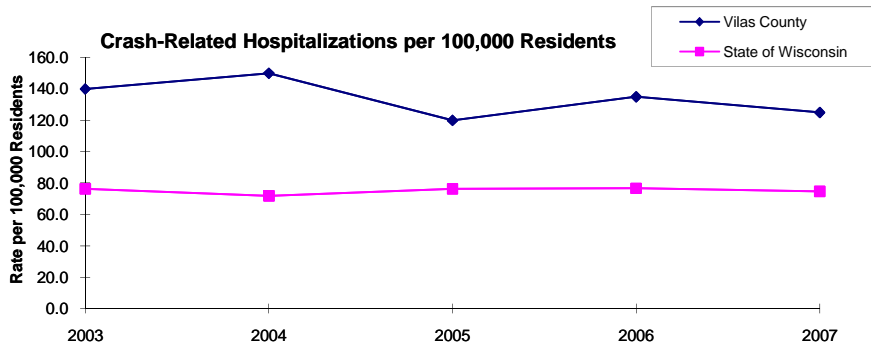
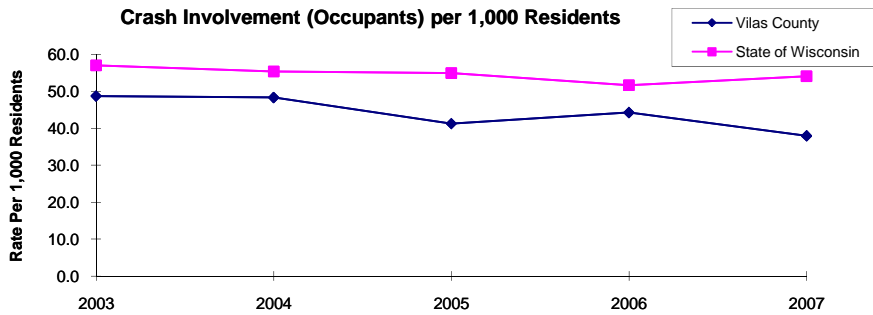
<i>State of Wisconsin</i>						
Crash Injury Emergency Room Charges	\$33,900,299	\$38,900,194	\$45,882,386	\$47,860,521	\$59,808,628	\$48,112,932
<i>Annual ER Charge per 1,000 Residents</i>	6,108	\$7,009	\$8,267	\$8,623	\$10,776	\$8,669

Average Annual Population (computed 2003-2007 population estimates)

<i>Vilas County</i>	20,007	* Reported as a rate per 100,000 residents to better highlight
<i>State of Wisconsin</i>	5,550,118	variations: 1.12 per 1,000 = 112 per 100,000.

Population data estimates are available at the Demographic Services Center, Wisconsin Department of Administration

Residents of Vilas County



Zipcodes included in County of Resident Reports

Residents of Vilas County

54512	54519
54521	54538
54540	54545
54554	54557
54558	54560
54561	