
Residents of Wood County

Motor Vehicle Crash Occupants, Hospitalizations, Emergency Room Visits and Fatalities 2003-2007

	Auto	Truck	Motorcycle	Bicycle	Pedestrian	Total
Crash Occupants	13,429	4,183	255	83	69	18,019
Hospitalized Cases	268	65	62	10	20	425
Hospital Charges	\$7,249,711	\$2,368,755	\$2,855,619	\$188,190	\$907,526	\$13,569,801
Emergency Room Visits	1,231	238	103	40	32	1,341
Emergency Room Charges	\$1,392,062	\$324,822	\$130,249	\$51,126	\$24,031	\$1,413,788
Deaths	41	8	10	0	7	66

Indicates a value < 6

**Residents of Wood County
Hospitalization Charges by Vehicle Type
2003-2007**

	Auto	Truck	Motorcycle	Bicycle	Pedestrian
Hospital Charges	\$7,249,711	\$2,368,755	\$2,855,619	\$188,190	\$907,526
Total Crash Occupants	13,429	4,183	255	83	69
Hospital Charge/Occupant	\$539.85	\$566.28	\$11,198.51	\$2,267.35	\$13,152.55

**Hospitalization Rates by Vehicle Type
2003-2007**

	Auto	Truck	Motorcycle	Bicycle	Pedestrian
Hospital Cases	268	65	62	10	20
Total Crash Occupants	13,429	4,183	255	83	69
Hospitalization Rate/Crash Occupant	2.0%	1.6%	24.3%	12.0%	29.0%

**Emergency Room Charges by Vehicle Type
2003-2007**

	Auto	Truck	Motorcycle	Bicycle	Pedestrian
ER Charges	\$1,392,062	\$324,822	\$130,249	\$51,126	\$24,031
Crash Occupants	13,429	4,183	255	83	69
Emergency Room Charges/Crash Occupant	\$104	\$78	\$511	\$616	\$348

**Emergency Room Visits by Vehicle Type
2003-2007**

	Auto	Truck	Motorcycle	Bicycle	Pedestrian
Emergency Room Visits	1,231	238	103	40	32
Total Crash Occupants	13,429	4,183	255	83	69
Emergency Room Rate/Crash Occupant	9.2%	5.7%	40.4%	48.2%	46.4%

Indicates a value < 4

**Residents of Wood County
Occupants of Motor Vehicle Crashes
2003-2007**

	Auto	Truck	Motorcycle	Bicycle	Pedestrian	Total
2003	2,971	918	48	23	14	3,974
2004	2,745	885	56	18	16	3,720
2005	2,834	849	42	14	14	3,753
2006	2,449	765	48	12	12	3,286
2007	2,430	766	61	16	13	3,286
Five-Year Total	13,429	4,183	255	83	69	18,019

Indicates a value < 6

Residents of Wood County
Motor Vehicle Crash Hospitalizations, Hospital Charges and Emergency Room Visits and Charges
2003-2007

	Auto	Truck	Motorcycle	Bicycle	Pedestrian	Total
2003						
Number of Cases	48	8	12			71
Total Charges	\$759,689	\$142,991	\$517,266	\$12,680	\$12,391	\$1,445,017
2004						
Number of Cases	53	14	12			89
Total Charges	\$1,354,525	\$738,659	\$297,302	\$33,007	\$89,229	\$2,512,722
2005						
Number of Cases	54	15	11	0		83
Total Charges	\$1,430,282	\$511,110	\$567,867	\$0	\$488,134	\$2,997,393
2006						
Number of Cases	58	15	14			95
Total Charges	\$1,629,186	\$506,923	\$601,857	\$126,109	\$119,920	\$2,983,995
2007						
Number of Cases	55	13	13			87
Total Charges	\$2,076,029	\$469,072	\$871,327	\$16,394	\$197,852	\$3,630,674
Five-YearTotal						
Number of Cases	268	65	62	10	20	425
Total Charges	\$7,249,711	\$2,368,755	\$2,855,619	\$188,190	\$907,526	\$13,569,801

Motor Vehicle Crash Emergency Room Visits and Charges
2003-2007

	Auto	Truck	Motorcycle	Bicycle	Pedestrian	Total
2003						
Number of Cases	268	45	14	13	7	347
Total Charges	\$205,048	\$44,717	\$14,305	\$10,838	\$14,165	\$289,073
2004						
Number of Cases	240	45	24	9		322
Total Charges	\$211,229	\$44,610	\$15,842	\$15,554	\$1,274	\$288,509
2005						
Number of Cases	261	49	18	8	7	343
Total Charges	\$271,914	\$56,328	\$22,243	\$9,230	\$4,642	\$364,357
2006						
Number of Cases	243	55	21			329
Total Charges	\$339,430	\$84,837	\$33,373	\$10,268	\$3,941	\$471,849
2007						
Number of Cases	219	44	26		9	303
Total Charges	\$364,441	\$94,330	\$44,486	\$5,236	\$9	\$508,502
Five -Year Total						
Number of Cases	1,231	238	103	40	32	1,341
Total Charges	\$1,392,062	\$324,822	\$130,249	\$51,126	\$24,031	\$1,413,788

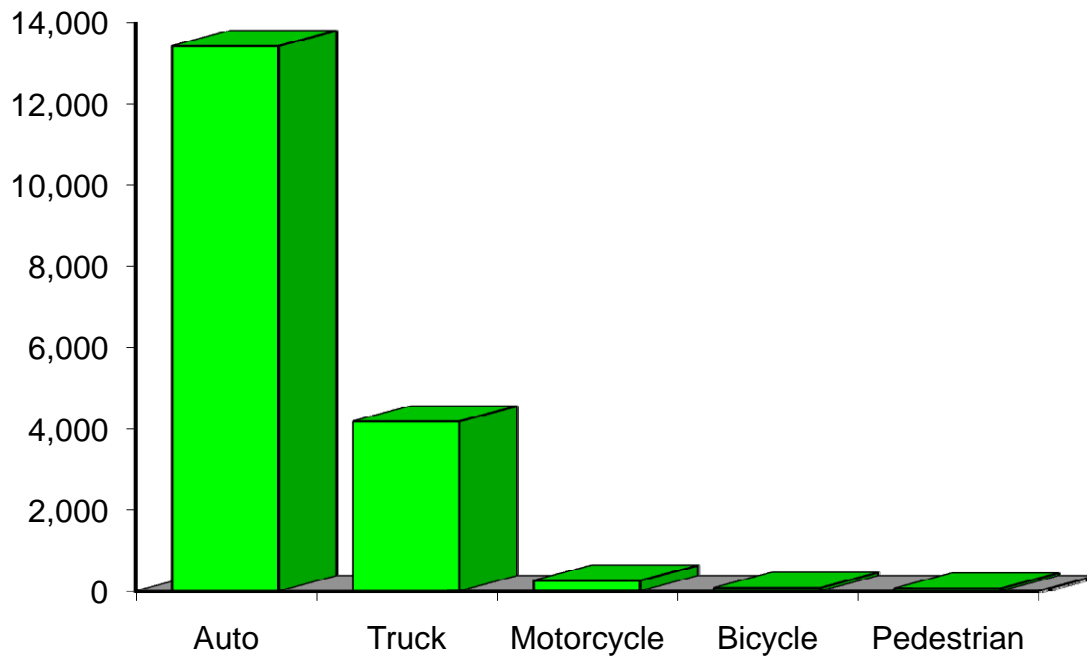
Indicates a value < 6

**Residents of Wood County
Motor Vehicle Crash Deaths
2003-2007**

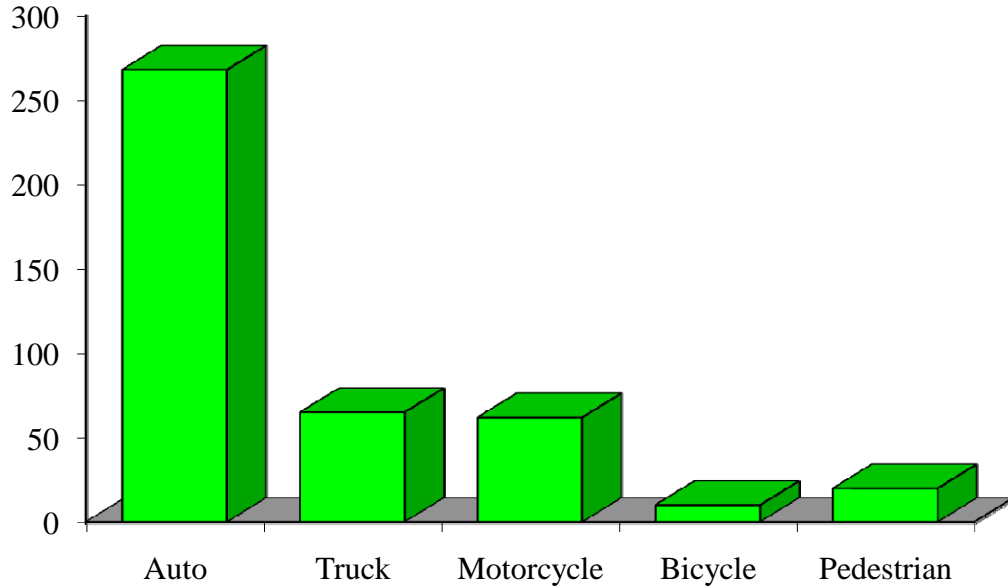
	Auto	Truck	Motorcycle	Bicycle	Pedestrian	Total
2003	13			0		21
2004				0		7
2005			0	0	0	
2006	11			0		15
2007	11	0		0		17
Five-Year Total	41	8	10	0	7	66

Indicates a value < 6

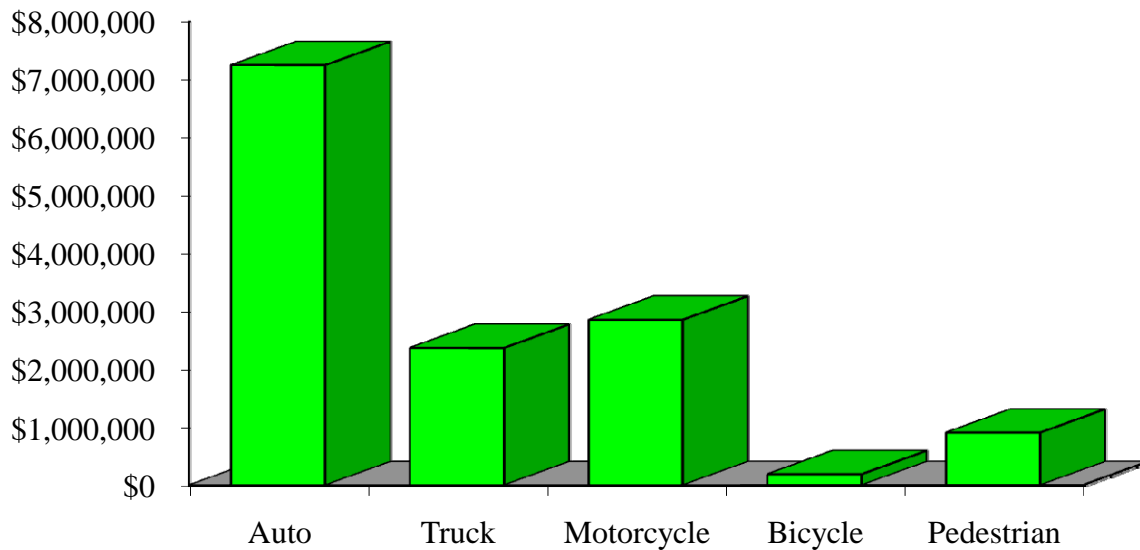
Crash Occupants by Vehicle Type Residents of Wood County, 2003-2007



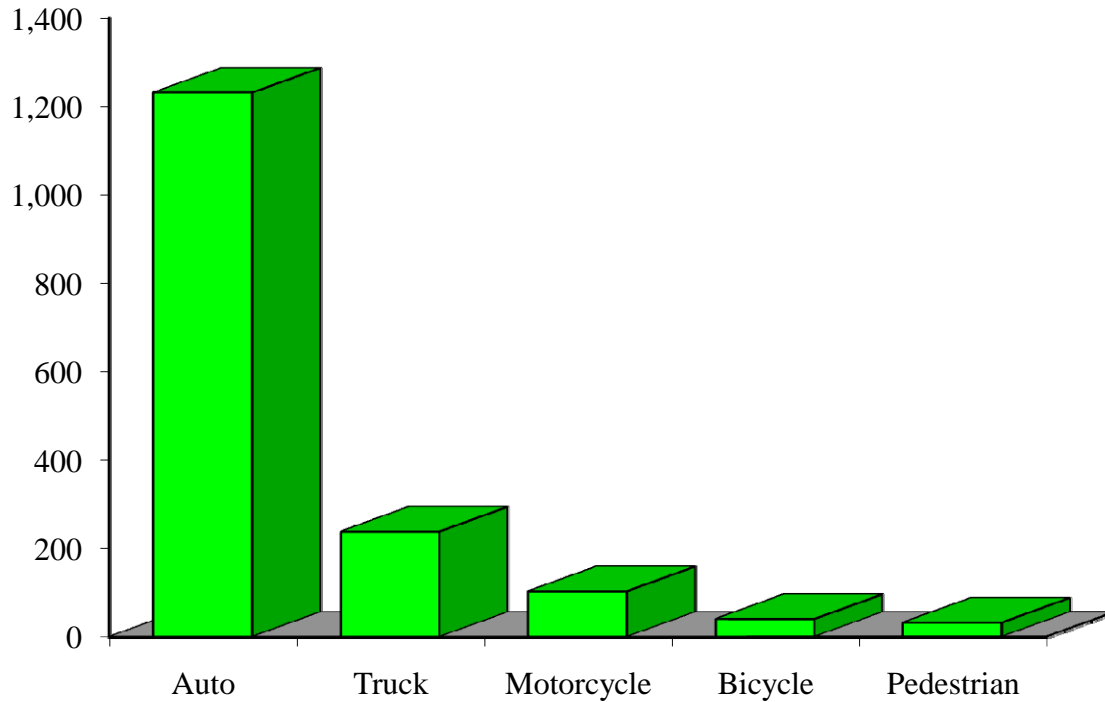
Hospitalizations by Vehicle Type Residents of Wood County, 2003-2007



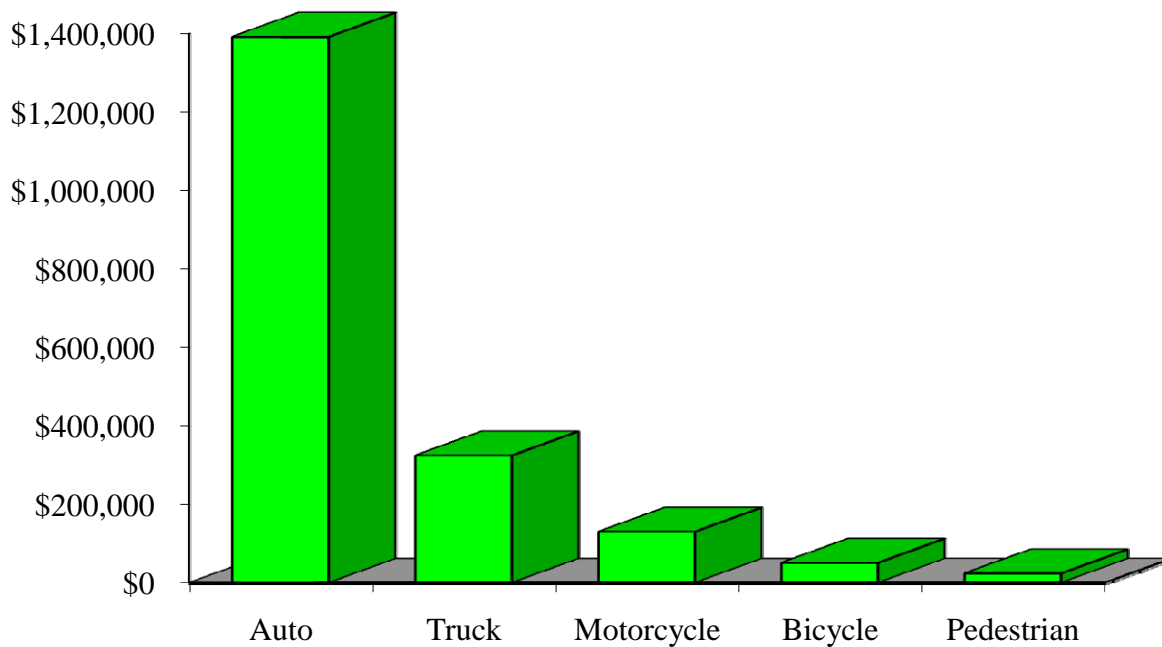
Hospital Charges by Vehicle Type Residents of Wood County, 2003-2007



Emergency Room Visits by Vehicle Type Residents of Wood County, 2003-2007



Emergency Room Charges by Vehicle Type Residents of Wood County, 2003-2007



Residents of Wood County and All Wisconsin 'Crash Occupants'

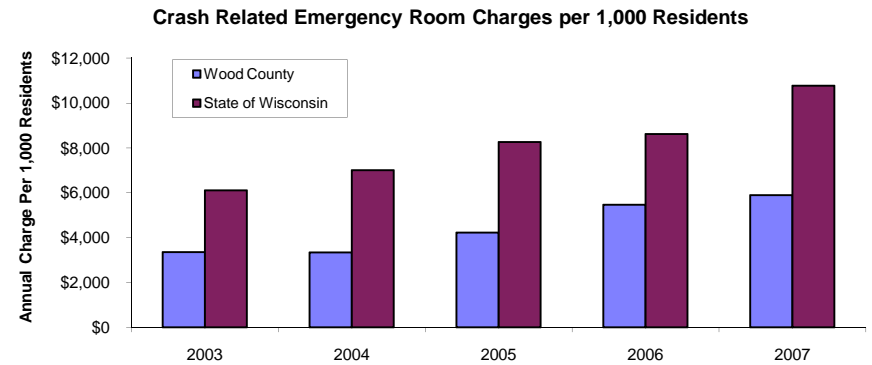
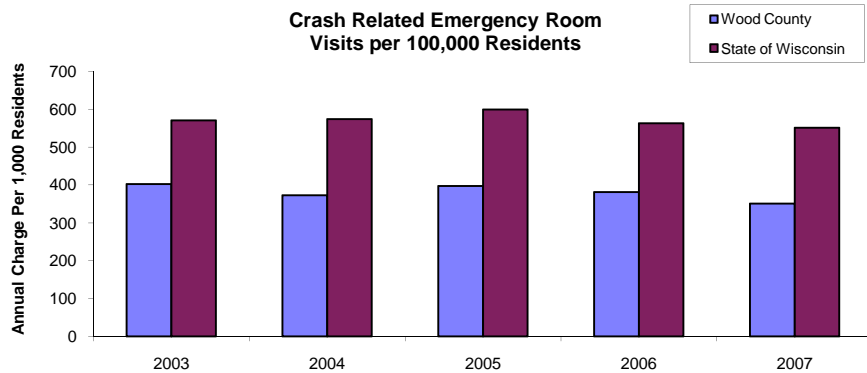
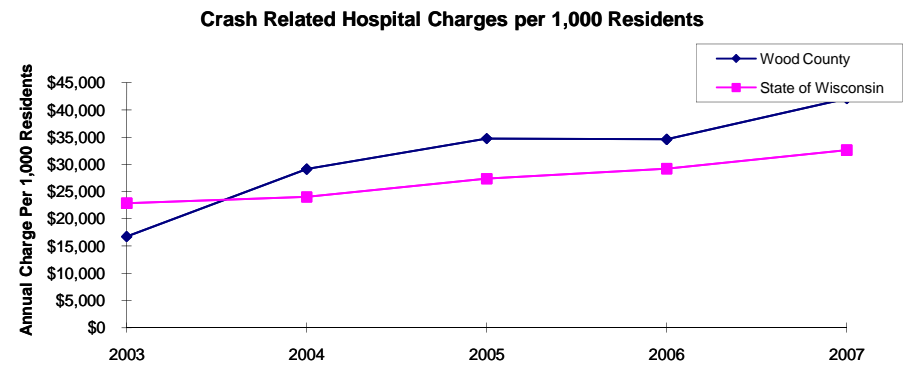
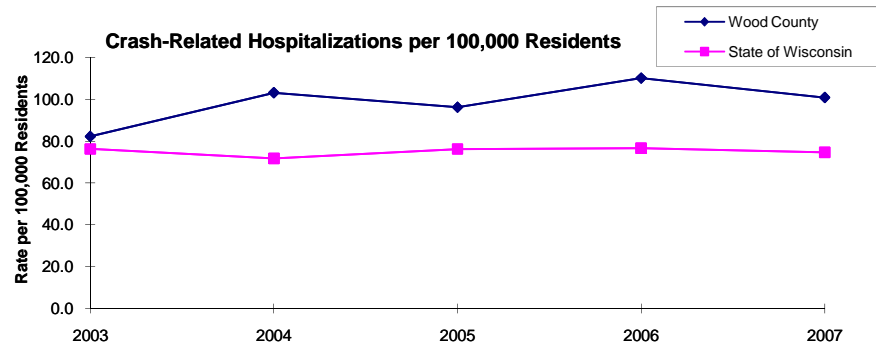
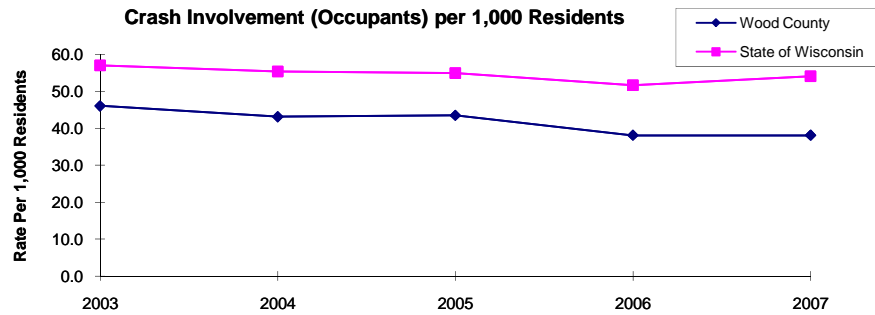
Crash Involvement Rates and Costs

2003-2007

	2003	2004	2005	2006	2007	Average
Annual Crash Involvement						
<i>Wood County</i>						
Crash Occupants	3,974	3,720	3,753	3,286	3,286	3,604
<i>Rate per 1,000 Residents</i>	46.1	43.1	43.5	38.1	38.1	41.8
<i>State of Wisconsin</i>						
Crash Occupants	316,298	307,373	305,007	286,608	300,270	303,111
<i>Rate per 1,000 Residents</i>	57.0	55.4	55.0	51.6	54.1	54.6
Annual Crash-Related Hospitalizations						
<i>Wood County</i>						
Crash-Related Hospitalizations	71	89	83	95	87	85
<i>Rate per 100,000 Residents*</i>	82.3	103.2	96.2	110.1	100.9	98.5
<i>State of Wisconsin</i>						
Crash-Related Hospitalizations	4,234	3,983	4,232	4,253	4,146	4,170
<i>Rate per 100,000 Residents*</i>	76.3	71.8	76.3	76.6	74.7	75.1
Annual Crash-Related Hospital Charges						
<i>Wood County</i>						
Total Crash Injury Hospital Charges	\$1,445,017	\$2,512,722	\$2,997,393	\$2,983,995	\$3,630,674	\$2,713,960
<i>Annual Charge per 1,000 Residents</i>	\$16,751	\$29,128	\$34,746	\$34,591	\$42,087	\$31,461
<i>State of Wisconsin</i>						
Total Crash Injury Hospital Charges	\$126,881,405	\$133,270,653	\$151,898,242	\$162,208,759	\$181,072,379	\$151,066,288
<i>Annual Charge per 1,000 Residents</i>	\$22,861	\$24,012	\$27,368	\$29,226	\$32,625	\$27,219
Annual Crash-Related Emergency Room Visits						
<i>Wood County</i>						
Crash-Related Emergency Room Visits	347	322	343	329	303	324
<i>Rate per 100,000 Residents*</i>	402.2	373.3	397.6	381.4	351.2	375.9
<i>State of Wisconsin</i>						
Crash-Related Emergency Room Visits	31,664	31,866	33,269	31,268	30,615	\$31,755
<i>Rate per 100,000 Residents*</i>	570.5	574.1	599.4	563.4	551.6	572.1
Annual Crash-Related Emergency Room Charges						
<i>Wood County</i>						
Total Crash Injury Emergency Room Charges	\$289,073	\$288,509	\$364,357	\$471,849	\$508,502	\$408,304
<i>Annual ER Charge per 1,000 Residents</i>	\$3,351	\$3,344	\$4,224	\$5,470	\$5,895	\$4,733
<i>State of Wisconsin</i>						
Crash Injury Emergency Room Charges	\$33,900,299	\$38,900,194	\$45,882,386	\$47,860,521	\$59,808,628	\$48,112,932
<i>Annual ER Charge per 1,000 Residents</i>	6,108	\$7,009	\$8,267	\$8,623	\$10,776	\$8,669
Average Annual Population (computed 2003-2007 population estimates)						
<i>Wood County</i>	86,265	* Reported as a rate per 100,000 residents to better highlight				
<i>State of Wisconsin</i>	5,550,118	variations: 1.12 per 1,000 = 112 per 100,000.				

Population data estimates are available at the Demographic Services Center, Wisconsin Department of Administration

Residents of Wood County



Zipcodes included in County of Resident Reports

Residents of Wood County

54404	54410
54412	54413
54415	54441
54449	54454
54457	54466
54469	54472
54475	54489
54494	54495